



AUGUST 2, 2021


CARES-PASS FINAL REPORT

JULY 2020 – JUNE 2021

FEEDING PENNSYLVANIA

TOM MAINZER

Director of Agricultural Partnerships



Introduction

According to Feeding America's annual *Map the Meal Gap* report, in 2018, more than 1.4 million Pennsylvanians – 10.9 percent of all residents in the state – didn't always know where their next meal was coming from. In 2020, as a result of the coronavirus pandemic, Feeding America estimates the number of Pennsylvanians facing food insecurity had grown to 15.4 percent – an increase of 45.2 percent in just two years.

The charitable food network responded quickly to meet the unprecedented rise in need amidst the COVID-19 pandemic and accompanying economic downturn. In fact, Feeding Pennsylvania member food banks reported significant increases in the need for food assistance in their communities, with an average 65 percent increase in demand. Annually, our nine member food banks serve approximately 2.2 million Pennsylvanians each year. However, during the first three months of the pandemic, 5.5 million Pennsylvanians were served by our food bank partners.

Each year since 2015, the Commonwealth of Pennsylvania has allocated funds to the Pennsylvania Agricultural Surplus System (PASS) Program. The PASS program allocates these dollars to 13 regional food banks covering all 67 counties across Pennsylvania to purchase local, Pennsylvania food and agricultural products for our neighbors in need. Through the program's first six years, they have partnered with 163 Pennsylvania vendors from 47 counties and \$6.08 million PASS funds have purchased 13.967 million pounds of Pennsylvania products for distribution.

CARES-PASS Program and Administration

In order to address increased need and help reduce hunger among Pennsylvanians during the pandemic, the Wolf Administration and the Pennsylvania Department of Agriculture utilized some of their Coronavirus Aid, Relief, and Economic Security (CARES) Act funding to bolster the PASS Program. An additional \$10 million dollars - \$5 million for dairy products and \$5 million split amongst a variety of products such as potatoes, fruit, vegetables, meat, and eggs – was provided to the PASS program to allow food banks to procure local foods to address additional demand from the pandemic and related economic fallout.

CARES-PASS funds were administered by Feeding Pennsylvania to make purchases for the PASS network of food banks. Feeding Pennsylvania equitably offered CARES-PASS products based upon the State Food Purchase Program formula, which is the standard allocation procedure for annual PASS funding. The final amounts were then adjusted based upon current food bank needs at the time.

Food banks are typically given their allocated total of PASS funds which they use to purchase eligible Pennsylvania product. They submit reporting, invoices, and proof of delivery to be reimbursed by Feeding Pennsylvania. With CARES-PASS program, Feeding Pennsylvania was set-up as a customer for the CARES-PASS vendors and arranged purchases and shipping needs. Food Banks only needed to provide distribution information within their region. Feeding Pennsylvania has received all product invoices and signed proof of delivery paperwork.

The federal guidelines for the CARES Act stated all expenditures had to be complete by December 31, 2020 to meet eligibility guidelines. As December approached, it was clear we would be unable to spend all the funds before the final deadline. Food banks could not accept and store all of the product by December, and our vendors may have had some issues meeting our orders due to the holiday season

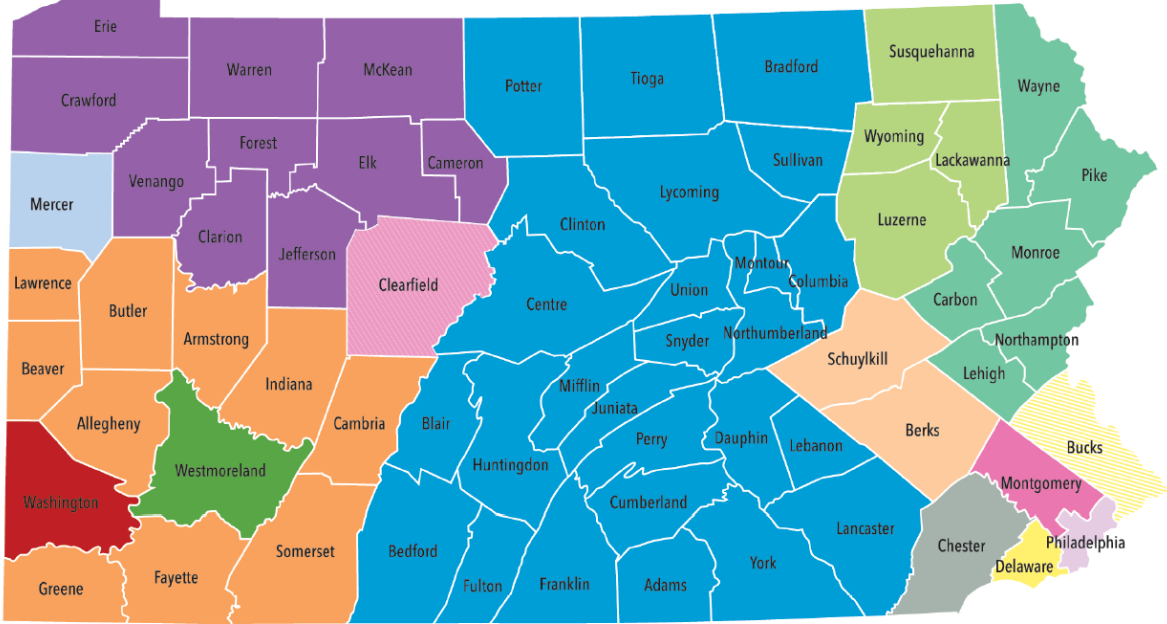
demand. With permission from our partners at the Pennsylvania Department of Agriculture, Feeding Pennsylvania worked with our CARES-PASS vendors on forward contracting.

Feeding Pennsylvania worked with CARES-PASS vendors to “pre-pay” for product to be delivered into the first quarter of 2021. Bulk purchase orders were issued for pre-determined dollar amounts, which became debit on account to spend as final purchase orders were placed. Almost \$3.1m dollars was spent with 11 vendors and, by April 1, all the funds were utilized and product was delivered to the 13 food banks.

Food Bank Partners

<u>PASS Distributor</u>	<u>Website</u>	<u>Address</u>	<u>City</u>	<u>Zip</u>	<u>Phone</u>
Bucks County Opportunity Council	https://www.bcoc.org/	100 Doyle Street	Doylestown	18901	215-345-8175
Central Pennsylvania Food Bank	https://www.centralpafoodbank.org/	3908 Corey Road	Harrisburg	17109	717-564-1700
Chester County Food Bank	https://chestercountyfoodbank.org/	650 Pennsylvania Drive	Exton	19341	610-873-6000
Community Food Warehouse of Mercer County	https://www.foodwarehouse.org/	109 S. Sharpsville Ave., Suite A	Sharon	16146	724-981-0353
Greater Pittsburgh Community Food Bank	https://www.pittsburghfoodbank.org/	1 N. Linden Street	Duquesne	15110	412-460-3663
Greater Washington County Food Bank	https://www.gwcfb.org/	909 National Pike West	Brownsville	15417	724-632-2190
Helping Harvest Fresh Food Bank	https://helpingharvest.org/	117 Morgan Drive	Reading	19608	610-926-5802
Philabundance	https://www.philabundance.org/	3616 South Galloway Street	Philadelphia	19148	215-339-0900
Second Harvest Food Bank of Northwest PA	https://nwpafoodbank.org/	1507 Grimm Drive	Erie	16501	814-459-3663
Second Harvest Food Bank of the Lehigh Valley and NEPA	http://shfbv.org/	6969 Silver Crest Road	Nazareth	18064	484-287-4015
Share Food Program	https://www.sharefoodprogram.org/	2901 W. Hunting Park Avenue	Philadelphia	19129	215-223-2220
The Weinberg Northeast Regional Food Bank	https://www.ceopeoplehelpingpeople.org/	185 Research Drive	Pittston	18640	570-908-2222
Westmoreland County Food Bank	https://westmorelandfoodbank.org/	100 Devonshire Drive	Delmont	15626	724-468-8660

PENNSYLVANIA AGRICULTURAL SURPLUS SYSTEM DISTRIBUTORS



- Bucks County Opportunity Council
- Central Pennsylvania Food Bank
- Chester County Food Bank
- Community Food Warehouse of Mercer County
- Greater Pittsburgh Community Food Bank
- Helping Harvest Fresh Food Bank
- H&J Weinberg NEPA Regional Food Bank
- Philabundance
- Philabundance and Share Food Program
- Second Harvest Food Bank of Lehigh Valley & Northeast PA
- Second Harvest Food Bank of Northwest PA and Central Pennsylvania Food Bank
- Second Harvest Food Bank of Northwest Pennsylvania
- Share Montco Hunger Solutions
- Washington County Food Bank
- Westmoreland County Food Bank

Budget

The following page includes an overview of our \$10m CARES-PASS budget. A concerted effort was made to maximize funding assigned to purchase Pennsylvania food products for distribution among Pennsylvania’s charitable food network. While funds were used for direct labor costs associated with Feeding Pennsylvania’s management of the CARES-PASS program, most of the administrative funding was later reallocated back to Supplies and Materials to purchase additional food products.

2020-2021 CARES-PASS Budget:

Feeding Pennsylvania				
CARES Pennsylvania Agricultural Surplus System ("PASS")				
2020-2021 Final Budget				
		Detail	Total	Notes
A. Direct Labor Costs:			\$116,843.38	
Statewide Food Sourcing Costs				1
	Program Director	\$44,530.34		
	Sourcing Support	\$6,500.00		
	Administrative Support	\$65,813.04		
B. Labor Overhead:			\$ 14,184.34	
	Indirects 10%	\$ 14,184.34		
C. Travel and Subsistence:			\$5,000.00	2
	Mileage	\$3,500.00		
	Meals and Lodging	\$1,500.00		
		\$0.00		
D. Consultant Costs:			\$15,000.00	
	Central PA Food Bank	\$15,000.00		3
E. Cost of Supplies and Materials:			\$9,588,972.28	
	Food, Freight, Packaging, Processing, Harvesting			
	CARES PASS	\$4,250,000.00		
	Transfer from Administrative Funding (F & G)	\$1,088,972.28		
	Dairy PASS	\$4,056,856.83		
	Farm to Food Bank Mercer Cheese	\$193,143.17		4
F. Subcontract Costs:			\$0.00	
	Administrative Funding	\$0.00		5
G. Other Direct Costs:			\$260,000.00	
	Department of Ag Hold Back	\$250,000.00		
	FPA Marketing	\$5,000.00		
	Administrative Funding Holdback for FPA	\$5,000.00		6
H. General Overhead Costs:				
I. Fee:				
J. Total Cost		\$10,000,000.00	\$10,000,000.00	
Total Administrative Costs		\$156,027.72	Lines A, B, C, F, and I	
% of Total Contract		1.56%		

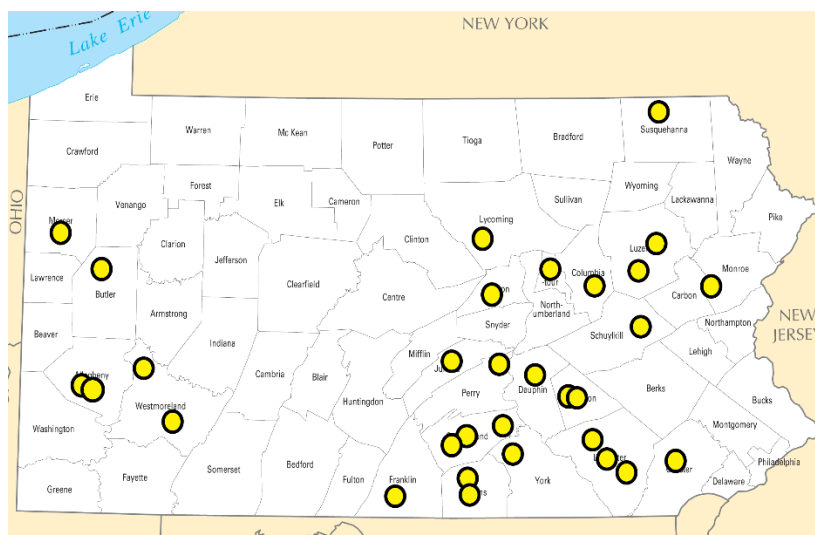
Notes:

- 1) Our Direct Labor Cost account for the time spent by the Feeding Pennsylvania team to manage the CARES-PASS program, organize procurement and distribution of products, manage finances and payments to vendors, and advocate and promote the program's efforts and successes.
- 2) Travel and Subsistence expense came in under budget as most communications and meetings were held virtually due to pandemic-related restrictions and social distancing measures.
- 3) Consultancy costs to the Central Pennsylvania Food Bank due to their expertise and experience managing the PASS Program. CPFNB had managed the PASS Program from 2015-2020 before the contract was awarded to Feeding Pennsylvania in 2020. CPFNB has helped with a smooth transition of the management and bookkeeping, while providing additional assistance to the CARES-PASS program.
- 4) \$193,143.17 of CARES-PASS Funding was used toward purchasing PA Swiss Cheese from Fairview and Laubscher Cheese companies (Mercer County) as part of the USDA's Farm to Food Bank program, which has a similar mission of using funds to help defray value-added costs associated with surplus products.
- 5) Administrative Funding (\$593,972.28) was originally set aside for the food banks for their management of the CARES-PASS program. As Feeding Pennsylvania assumed management of the program, this cost was no longer needed and was transferred into "Cost of Supplies and Materials."
- 6) Administrative Funding Holdback for Feeding Pennsylvania (\$500,000.00) was set aside for costs associated with management of the CARES-PASS Program. These costs did not materialize, and the bulk of these funds (\$495,000.00) were transferred into "Cost of Supplies and Materials."

Admin/Food Banks	\$593,972.28
Admin/Feeding Pennsylvania	\$495,000.00
Total	\$1,088,972.28

Vendor information

Over the course of the CARES-PASS program, thirty-two vendors of Pennsylvania dairy, meat, egg, and fresh produce items had partnered with their program to provide fresh product to the Commonwealth's food banks. The vendors were located in 21 counties and worked with farms and agricultural producers across Pennsylvania to help provide over 6.4m pounds of product for the program.



CARES-PASS Program 2020-2021
Vendor Information

<u>Vendor Name</u>	<u>County</u>	<u>Category</u>	<u>Product</u>	<u>Pounds</u>	<u>Value</u>
Land O'Lakes	Cumberland	Dairy	Butter	16,956	\$ 32,583.00
Fairview Cheese & Laubscher Cheese	Mercer	Dairy	Cheese	597,352	\$ 1,839,406.72
Penn Dairy	Union	Dairy	Cheese	25,130	\$ 62,825.00
Pleasant Lane Farms Creamery	Westmoreland	Dairy	Cheese	5,510	\$ 46,835.00
Sunset Farms	Lancaster	Dairy	Cheese/Butter	79,880	\$ 244,998.00
Maia Yogurt	Cumberland	Dairy	Cream for yogurt	1,987	\$ 1,536.03
Marburger Dairy	Butler	Dairy	Dairy Boxes	247,180	\$ 823,972.49
Dean Dairy Co-op	Lebanon	Dairy	Milk	387,300	\$ 115,552.22
Kolb's Farm Store	Chester	Dairy	Milk	20,070	\$ 12,048.20
Pocono Mtn Dairies	Monroe	Dairy	Milk	77,400	\$ 28,974.72
Schneider's Dairy	Allegheny	Dairy	Milk	128,376	\$ 42,856.82
Turner Dairy Farms	Allegheny	Dairy	Milk	55,680	\$ 17,660.55
Valley Farms Dairy	Lycoming	Dairy	Milk	207,986	\$ 72,067.31
Country Foods USA	Cumberland	Dairy	Yogurt/Dairy Boxes	461,994	\$ 896,786.00
Cotner Farms	Montour	Eggs	Eggs	95,164	\$ 65,663.13
Hillandale Eggs	Westmoreland	Eggs	Eggs	11,395	\$ 8,376.60
Pete & Gerry's Organic	Lebanon	Eggs	Eggs	17	\$ 1.04
R.W. Sauder	Lancaster	Eggs	Eggs	176,011	\$ 147,822.56
Knouse Foods	Adams	Produce	Applesauce	197,340	\$ 170,088.16
Barbour's Orchard	Adams	Produce	Fresh Produce	24,300	\$ 8,506.00
Butcher's Farm Market	Perry	Produce	Fresh Produce	2,758	\$ 496.44
Heller Orchard	Luzerne	Produce	Fresh Produce	1,495	\$ 523.25
Lady Moon Farms	Franklin	Produce	Fresh Produce	126,176	\$ 38,957.00
Lucas Farms Produce Center	Luzerne	Produce	Fresh Produce	30,685	\$ 20,123.49
Ron Copenhaver Farm	Lebanon	Produce	Fresh Produce	3,600	\$ 4,400.00
Brian Campbell Farms	Columbia	Produce	Produce Boxes	1,922,020	\$ 2,337,858.00
Lancaster Farm Fresh Cooperative	Lancaster	Produce	Produce Boxes	1,059,042	\$ 1,538,920.00
Hepler Beef	Susquehanna	Protein	Beef	1,510	\$ 4,530.00
Warrington Farm Meats	York	Protein	Beef	153,124	\$ 475,520.91
Table Trust Brands (Empire Kosher & Freebird)	Juniata	Protein	Chicken/Turkey	137,119	\$ 215,969.24
Koch's Turkey	Schuylkill	Protein	Turkey	152,000	\$ 304,000.00
				6,406,556	\$ 9,579,857.88

Note: Produce Boxes from Lancaster Farm Fresh Cooperative were filled with approximately 16 pounds per box and Brian Campbell Farms were filled with approximately 20 pounds per box. These are estimates, so final exact pound quantities may vary slightly.

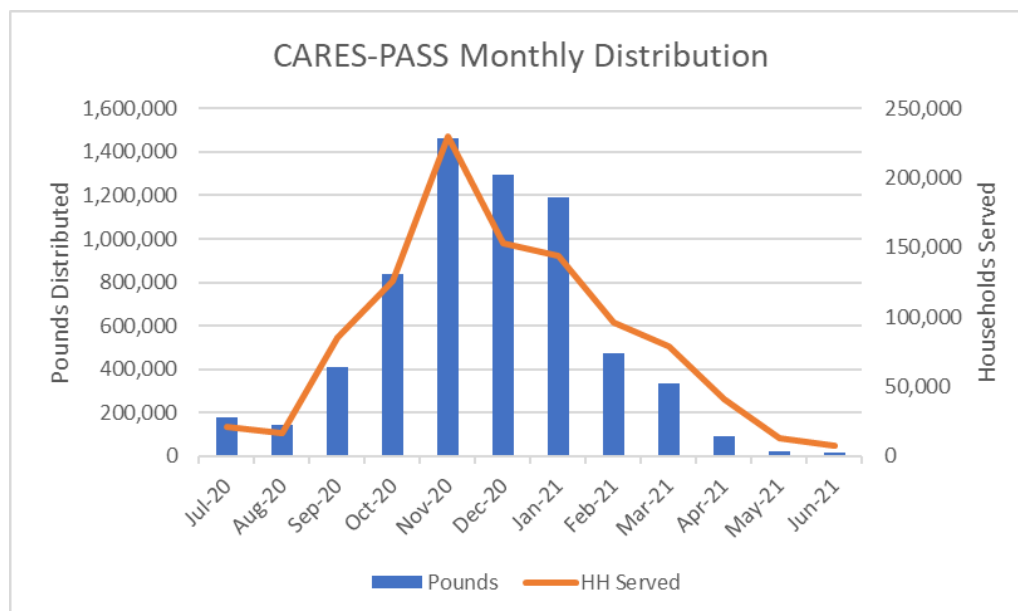
Distribution Information

Throughout the program, each of the participating food banks were required to keep records on the distribution of the CARES-PASS products, including distribution partners (food pantries) and county-level data. The food banks were able to utilize these CARES-PASS products and funds to address increased need and fluctuations in demand throughout their pandemic response. These products provided fresh, nutritious product to their food distribution partners and events, such as “Truck to Trunk” distributions.

A summary of the CARES-PASS program’s distributions is included in the charts below. Please note: There may be some very minor inventory levels at some of the food banks which accepted some products with extended shelf-life, such frozen meat products and/or shelf-stable foods (i.e., applesauce). County-level information is available upon request.

Food Bank	County	Program Total		
		Pounds	Costs	HH Served
Bucks County Opportunity Council	Bucks	207,784	\$430,236	52,509
Central PA Food Bank	Total	1,687,200	\$1,860,170	186,725
Chester County Food Bank	Chester	194,098	\$349,916	37,573
Community Food Warehouse - Mercer	Mercer	96,514	\$124,756	20,050
Greater Pittsburgh Community Food Bank	Total	1,493,442	\$2,131,078	117,635
Greater Washington County	Washington	95,115	\$165,009	28,527
Helping Harvest Fresh Food Bank	Total	268,540	\$399,599	95,743
Philabundance	Total	499,248	\$840,784	46,581
Second Harvest - Lehigh Valley & NEPA	Total	210,680	\$343,474	68,870
Second Harvest - Northwest PA	Total	311,110	\$534,510	54,221
Share Food Program	Total	476,152	\$1,013,324	157,409
Weinberg NE PA Regional Food Bank	Total	792,343	\$1,246,163	102,548
Westmoreland County Food Bank	Westmoreland	127,424	\$174,230	44,436
Grand Total		6,459,650	\$9,613,249	1,012,827

Note: Produce Boxes from Lancaster Farm Fresh Cooperative were filled with approximately 16 pounds per box and Brian Campbell Farms were filled with approximately 20 pounds per box. These are estimates, so final exact pound quantities may vary slightly.



Distribution Information (Monthly)

		July 2020			August 2020			September 2020			October 2020		
Food Bank	County	Pounds	Costs	HH Served	Pounds	Costs	HH Served	Pounds	Costs	HH Served	Pounds	Costs	HH Served
Bucks County Opportunity Council	Bucks	960	\$1,142	96	-	-	-	15,463	\$46,818	9,480	17,063	\$42,983	10,083
Central PA Food Bank	Total	147,666	\$55,430	16,370	135,362	\$52,448	15,040	193,520	\$86,308	21,506	243,698	\$259,704	26,356
Chester County Food Bank	Chester	-	-	-	-	-	-	-	-	-	35,005	\$66,913	4,897
Community Food Warehouse - Mercer	Mercer	2,018	\$3,731	649	1,392	\$3,285	696	4,295	\$6,675	1,041	4,969	\$2,304	957
Greater Pittsburgh Community Food Bank	Total	825	\$274	92	395	\$222	44	41,480	\$20,887	5,963	221,600	\$251,133	21,758
Greater Washington County	Washington	1,968	\$7,242	1,598	-	-	-	1,350	\$4,050	264	9,744	\$15,792	287
Helping Harvest Fresh Food Bank (Berks)	Total	15	\$9	2	84	\$30	9	32,430	\$47,480	12,854	34,331	\$50,227	13,556
Philabundance	Total	24,768	\$29,474	2,477	-	-	-	27,360	\$20,429	2,736	45,400	\$94,000	4,540
Second Harvest - Lehigh Valley & NEPA	Total	-	-	-	-	-	-	-	-	-	11,800	\$25,034	12,391
Second Harvest - Northwest PA	Total	-	-	-	-	-	-	2,100	\$6,825	478	29,756	\$47,647	9,554
Share Food Program	Total	-	-	-	4,896	\$2,595	542	17,410	\$25,923	12,189	62,591	\$115,130	6,137
Weinberg NE PA Regional Food Bank	Total	-	-	-	180	\$65	50	52,827	\$26,054	14,267	104,615	\$172,113	11,404
Westmoreland County Food Bank	Westmoreland	-	-	-	-	-	-	21,180	\$12,356	4,236	20,160	\$11,524	4,032
Grand Total		178,220	\$97,302	21,284	142,309	\$58,645	16,381	409,415	\$303,805	85,014	840,732	\$1,154,504	125,952
		November 2020			December 2020			January 2021			February 2021		
Food Bank	County	Pounds	Costs	HH Served	Pounds	Costs	HH Served	Pounds	Costs	HH Served	Pounds	Costs	HH Served
Bucks County Opportunity Council	Bucks	78,216	\$130,539	22,898	8,226	\$42,970	2,008	54,409	\$82,476	3,188	18,227	\$45,601	2,176
Central PA Food Bank	Total	399,138	\$392,953	44,356	192,693	\$353,996	21,412	188,020	\$294,403	20,875	84,547	\$129,371	9,393
Chester County Food Bank	Chester	34,925	\$63,160	5,724	34,719	\$59,434	5,360	54,489	\$95,232	5,659	10,680	\$23,433	3,526
Community Food Warehouse - Mercer	Mercer	27,216	\$32,661	2,572	27,212	\$33,675	5,559	20,196	\$20,590	3,480	576	\$467	418
Greater Pittsburgh Community Food Bank	Total	335,280	\$471,151	16,828	462,634	\$732,302	24,051	294,090	\$367,525	18,412	66,650	\$147,428	14,181
Greater Washington County	Washington	12,140	\$18,667	7,291	33,369	\$60,245	5,994	27,580	\$41,809	6,807	2,127	\$3,777	1,039
Helping Harvest Fresh Food Bank (Berks)	Total	87,892	\$128,323	34,743	21,133	\$30,828	8,342	46,393	\$67,726	8,123	20,709	\$30,857	5,282
Philabundance	Total	107,268	\$218,718	10,727	79,038	\$120,441	7,904	126,320	\$186,008	9,682	47,395	\$68,438	4,120
Second Harvest - Lehigh Valley & NEPA	Total	42,194	\$57,040	14,178	52,373	\$76,168	11,486	56,184	\$89,522	11,465	23,225	\$39,808	6,307
Second Harvest - Northwest PA	Total	97,009	\$145,486	10,770	75,399	\$110,211	9,823	38,346	\$82,272	6,119	19,137	\$51,572	3,844
Share Food Program	Total	122,885	\$273,323	38,643	110,018	\$258,715	31,785	63,580	\$129,938	26,330	61,480	\$125,338	29,058
Weinberg NE PA Regional Food Bank	Total	86,135	\$151,845	11,090	197,222	\$324,744	18,745	215,104	\$311,727	18,227	95,380	\$160,990	10,923
Westmoreland County Food Bank	Westmoreland	32,280	\$44,649	9,912	1,800	\$5,850	360	7,200	\$21,078	5,760	20,918	\$20,616	6,168
Grand Total		1,462,578	\$2,128,515	229,732	1,295,836	\$2,209,579	152,829	1,191,911	\$1,790,306	144,127	471,051	\$847,696	96,435
		March 2021			April 2021			May 2021			June 2021		
Food Bank	County	Pounds	Costs	HH Served	Pounds	Costs	HH Served	Pounds	Costs	HH Served	Pounds	Costs	HH Served
Bucks County Opportunity Council	Bucks	15,220	\$37,707	2,580	-	-	-	-	-	-	-	-	-
Central PA Food Bank	Total	68,527	\$146,575	7,610	33,029	\$86,162	3,696	1,000	\$2,820	111	-	-	-
Chester County Food Bank	Chester	16,160	\$19,816	5,502	5,980	\$16,214	3,915	2,140	\$5,714	2,990	-	-	-
Community Food Warehouse - Mercer	Mercer	3,160	\$7,850	1,467	2,888	\$7,783	1,454	2,332	\$5,215	1,360	260	\$520	397
Greater Pittsburgh Community Food Bank	Total	61,300	\$112,877	10,155	4,088	\$13,662	3,840	5,100	\$13,617	2,311	-	-	-
Greater Washington County	Washington	3,684	\$6,731	3,095	1,767	\$2,995	1,459	1,386	\$3,701	693	-	-	-
Helping Harvest Fresh Food Bank (Berks)	Total	13,555	\$24,391	5,931	3,185	\$2,389	2,543	1,553	\$4,380	1,358	7,260	\$12,959	3,000
Philabundance	Total	41,699	\$103,276	4,395	-	-	-	-	-	-	-	-	-
Second Harvest - Lehigh Valley & NEPA	Total	13,592	\$25,390	5,909	6,794	\$18,141	4,222	2,300	\$6,153	1,184	2,218	\$6,218	1,728
Second Harvest - Northwest PA	Total	31,031	\$74,308	6,353	2,891	\$3,414	1,707	6,948	\$5,895	3,384	8,493	\$6,880	2,189
Share Food Program	Total	24,600	\$67,950	7,938	7,823	\$13,240	4,575	-	-	-	869	\$1,172	212
Weinberg NE PA Regional Food Bank	Total	36,944	\$90,776	15,887	3,936	\$7,849	1,955	-	-	-	-	-	-
Westmoreland County Food Bank	Westmoreland	5,400	\$7,830	2,160	18,486	\$50,327	11,808	-	-	-	-	-	-
Grand Total		334,872	\$725,477	78,982	90,867	\$222,176	41,174	22,759	\$47,495	13,391	19,100	\$27,749	7,526