



presque isle
downs & casino

 ELDORADO RESORTS



**Report to State Racing Commission
Commonwealth of Pennsylvania
Harrisburg, Pennsylvania**



REPORT TO
STATE RACING COMMISSION
COMMONWEALTH OF PENNSYLVANIA
Harrisburg, Pennsylvania

Report to the board and commission from licensee with regards to its efforts to enhance live racing at Presque Isle Downs & Casino's racetrack in accordance with provisions of § 1211(a)(2) of the table games legislation.

Name of Licensee: Presque Isle Downs, Inc.

Part I.
Live Attendance

- 1. Furnish documentation of how the introduction of slot machine gaming at the Licensed racetrack has enhanced live racing by increasing live attendance over the calendar year. Please include the following:**

- A. Total Attendance Statistics – daily, monthly and annually**

With so many legal options for the player to wager on horse races, attendance for simulcast and live racing continues to diminish. The player has more options to wager and watch races and stay in the comfort of their home. If the weather or other daily situations prevent guests from coming on property, they still can enjoy the races

Presque Isle Downs continued our weekly race day schedule of Sunday through Thursday evenings in 2016. Not racing Friday and Saturday was considered a bit out of the ordinary when we began, but over the past few seasons, there have been other race tracks moving to the less popular race days due to less competition.

We repeated our Sunday and Wednesday Family nights in 2016 and it was a continued success in bringing families with children to the races. During the summer, Erie is a vacation destination for many families. Bringing their families to the racetrack gives them another choice besides the beautiful Lake Erie beaches, the Erie Zoo, Waldameer Amusement Park and other vacation related options.

[REPORT - FOLLOWING PAGE]

Presque Isle Downs Casino
Live/Simulcast Attendance
January 1 through December 31, 2016

	Simul Attend	Live Attend	Total	Date	Simul Attend	Live Attend	Total	Date	Simul Attend	Live Attend	Total
1/1/2016	68		68	2/16/2016	14		14	4/2/2016	110		110
1/2/2016	98		98	2/17/2016	34		34	4/3/2016	48		48
1/3/2016	46		46	2/18/2016	52		52	4/4/2016	22		22
1/4/2016	6		6	2/19/2016	100		100	4/5/2016	30		30
1/5/2016	26		26	2/20/2016	110		110	4/6/2016	42		42
1/6/2016	40		40	2/21/2016	58		58	4/7/2016	16		16
1/7/2016	54		54	2/22/2016	12		12	4/8/2016	98		98
1/8/2016	86		86	2/23/2016	36		36	4/9/2016	122		122
1/9/2016	86		86	2/24/2016	36		36	4/10/2016	44		44
1/10/2016	36		36	2/25/2016	26		26	4/11/2016	18		18
1/11/2016	14		14	2/26/2016	102		102	4/12/2016	34		34
1/12/2016	22		22	2/27/2016	124		124	4/13/2016	52		52
1/13/2016	26		26	2/28/2016	70		70	4/14/2016	66		66
1/14/2016	28		28	2/29/2016	12		12	4/15/2016	116		116
1/15/2016	100		100	3/1/2016	34		34	4/16/2016	50		50
1/16/2016	50		50	3/2/2016	44		44	4/17/2016	48		48
1/17/2016	36		36	3/3/2016	48		48	4/18/2016	14		14
1/18/2016	16		16	3/4/2016	98		98	4/19/2016	26		26
1/19/2016	18		18	3/5/2016	50		50	4/20/2016	36		36
1/20/2016	34		34	3/6/2016	62		62	4/21/2016	52		52
1/21/2016	52		52	3/7/2016	16		16	4/22/2016	118		118
1/22/2016	90		90	3/8/2016	40		40	4/23/2016	98		98
1/23/2016	86		86	3/9/2016	32		32	4/24/2016	54		54
1/24/2016	46		46	3/10/2016	54		54	4/25/2016	22		22
1/25/2016	46		46	3/11/2016	86		86	4/26/2016	46		46
1/26/2016	6		6	3/12/2016	112		112	4/27/2016	44		44
1/27/2016	46		46	3/13/2016	64		64	4/28/2016	68		68
1/28/2016	40		40	3/14/2016	18		18	4/29/2016	78		78
1/29/2016	84		84	3/15/2016	26		26	4/30/2016	84		84
1/30/2016	108		108	3/16/2016	30		30	5/1/2016	68		68
1/31/2016	50		50	3/17/2016	28		28	5/2/2016	30		30
2/1/2016	28		28	3/18/2016	102		102	5/3/2016	34		34
2/2/2016	42		42	3/19/2016	102		102	5/4/2016	44		44
2/3/2016	38		38	3/20/2016	70		70	5/5/2016	82		82
2/4/2016	58		58	3/21/2016	16		16	5/6/2016	348		348
2/5/2016	78		78	3/22/2016	22		22	5/7/2016	570		570
2/6/2016	100		100	3/23/2016	44		44	5/8/2016	46		46
2/7/2016	40		40	3/24/2016	60		60	5/9/2016	28		28
2/8/2016	24		24	3/25/2016	92		92	5/10/2016	48		48
2/9/2016	32		32	3/26/2016	102		102	5/11/2016	50		50
2/10/2016	14		14	3/27/2016	14		14	5/12/2016	64		64
2/11/2016	44		44	3/28/2016	12		12	5/13/2016	108		108
2/12/2016	104		104	3/29/2016	30		30	5/14/2016	116		116
2/13/2016	76		76	3/30/2016	42		42	5/15/2016	80		80
2/14/2016	80		80	3/31/2016	50		50	5/16/2016	36		36
2/15/2016	40		40	4/1/2016	108		108	5/17/2016	38		38

Presque Isle Downs Casino
Live/Simulcast Attendance
January 1 through December 31, 2016

	Simul Attend	Live Attend	Total	Date	Simul Attend	Live Attend	Total	Date	Simul Attend	Live Attend	Total
5/18/2016	50		50	7/3/2016	82	1607	1689	8/18/2017	64	753	817
5/19/2016	60		60	7/4/2016	68	918	986	8/19/2017	110	0	110
5/20/2016	172		172	7/5/2016	32	600	632	8/20/2017	116	0	116
5/21/2016	272		272	7/6/2016	58	990	1048	8/21/2017	92	1272	1364
5/22/2016	116	2064	2180	7/7/2016	50	723	773	8/22/2017	32	597	629
5/23/2016	26	651	677	7/8/2016	98	0	98	8/23/2017	36	504	540
5/24/2016	32	399	431	7/9/2016	114	0	114	8/24/2017	52	855	907
5/25/2016	42	693	735	7/10/2016	94	1467	1561	8/25/2017	76	696	772
5/26/2016	40	504	544	7/11/2016	26	531	557	8/26/2017	106	0	106
5/27/2016	90	0	90	7/12/2016	34	639	673	8/27/2017	122	0	122
5/28/2016	110	0	110	7/13/2016	62	999	1061	8/28/2017	76	1248	1324
5/29/2016	76	1893	1969	7/14/2016	74	537	611	8/29/2017	36	414	450
5/30/2016	74	867	941	7/15/2016	90	0	90	8/30/2017	28	408	436
5/31/2016	34	426	460	7/16/2016	94	0	94	8/31/2017	60	615	675
6/1/2016	52	644	696	7/17/2016	64	416	480	9/1/2017	80	651	731
6/2/2016	50	435	485	7/18/2016	24	546	570	9/2/2017	106	0	106
6/3/2016	92	0	92	7/19/2016	22	627	649	9/3/2017	98	0	98
6/4/2016	90	0	90	7/20/2016	50	1173	1223	9/4/2017	84	1620	1704
6/5/2016	90	750	840	7/21/2016	78	1182	1260	9/5/2017	94	828	922
6/6/2016	24	471	495	7/22/2016	88	0	88	9/6/2017	44	498	542
6/7/2016	56	567	623	7/23/2016	130	0	130	9/7/2017	44	642	686
6/8/2016	46	678	724	7/24/2016	94	1092	1186	9/8/2017	62	357	419
6/9/2016	56	429	485	7/25/2016	40	627	667	9/9/2017	106	0	106
6/10/2016	124	0	124	7/26/2016	50	669	719	9/10/2017	106	0	106
6/11/2016	248	0	248	7/27/2016	50	1197	1247	9/11/2017	70	840	910
6/12/2016	70	1038	1108	7/28/2016	80	777	857	9/12/2017	20	205	225
6/13/2016	26	327	353	7/29/2016	94	0	94	9/13/2017	40	420	460
6/14/2016	20	429	449	7/30/2016	124	0	124	9/14/2017	52	582	634
6/15/2016	44	741	785	7/31/2016	80	1281	1361	9/15/2017	38	438	476
6/16/2016	48	570	618	8/1/2016	46	624	670	9/16/2017	88	0	88
6/17/2016	80	0	80	8/2/2016	56	591	647	9/17/2017	76	0	76
6/18/2016	88	0	88	8/3/2016	50	1191	1241	9/18/2017	88	978	1066
6/19/2016	66	1506	1572	8/4/2016	62	795	857	9/19/2017	48	735	783
6/20/2016	26	398	424	8/5/2016	102	0	102	9/20/2017	34	450	484
6/21/2016	34	558	592	8/6/2016	130	0	130	9/21/2017	34	627	661
6/22/2016	62	999	1061	8/7/2016	84	1548	1632	9/22/2017	54	477	531
6/23/2016	66	540	606	8/8/2016	34	612	646	9/23/2017	68	0	68
6/24/2016	100	0	100	8/9/2016	62	591	653	9/24/2017	90	0	90
6/25/2016	118	0	118	8/10/2016	54	966	1020	9/25/2017	62	759	821
6/26/2016	68	1158	1226	8/11/2016	66	585	651	9/26/2017	32	354	386
6/27/2016	20	555	575	8/12/2016	102	0	102	9/27/2017	48	354	402
6/28/2016	32	552	584	8/13/2016	114	0	114	9/28/2017	38	558	596
6/29/2016	56	948	1004	8/14/2016	90	1020	1110	9/29/2017	38	369	407
6/30/2016	52	774	826	8/15/2016	52	468	520	9/30/2017	94	0	94
7/1/2016	84	0	84	8/16/2016	38	465	503	10/1/2017	84	0	84
7/2/2016	76	0	76	8/17/2016	58	1005	1063	10/2/2017	72	666	738

PRESQUE ISLE DOWNS CASINO
ATTENDANCE 2007 THROUGH 2016

		2007		2008		2009		2010		2011		2012		2013		2014		2015		2016	
		Simul	Live	Simul	Live	Simul	Live	Simul	Live	Simul	Live	Simul	Live	Simul	Live	Simul	Live	Simul	Live	Simul	Live
Daily Average		62	1,498	136	1,010	122	1,218	92	970	75	916	67	937	64	851	65	841	65	972	62	750
Monthly Totals																					
	Jan			2,794		2,970		2,794		1,694		1,500		1,318		1,370		1,556		1,544	
	Feb			3,394		3,320		2,580		1,690		1,832		1,604		1,410		1,388		1,584	
	Mar			3,300		3,616		3,282		2,116		2,100		2,086		1,892		1,856		1,572	
	Apr			3,918		3,692		3,156		2,306		2,036		2,066		1,908		1,776		1,764	
	May			6,718	13,926	5,820	19,836	4,260	13,263	3,562	9,318	3,284	12,000	3,030	11,868	3,238	11,562	3,064	14,626	2,984	7,497
	Jun			4,952	17,880	4,210	22,122	2,850	17,670	2,806	19,131	2,500	20,883	2,224	17,568	2,570	17,712	2,200	19,912	2,004	15,067
	Jul	972		5,148	23,859	4,144	28,932	3,070	25,293	2,968	21,084	2,260	21,597	2,146	19,641	2,362	20,139	2,116	22,255	2,204	18,598
	Aug	5,272		5,284	25,091	4,204	27,355	2,996	22,320	2,590	21,474	2,216	21,849	2,114	20,205	2,129	20,873	2,578	23,451	2,206	17,823
	Sep	5,588	37,443	4,118	20,271	3,626	23,529	2,548	18,477	2,238	17,511	2,028	17,409	1,841	15,862	1,954	13,857	1,870	15,727	1,946	12,742
	Oct	4,252		4,106		3,092		2,240		1,918	1,218	1,574		1,720		1,864		2,152	2,152	1,740	3,273
	Nov	3,472		2,976		3,192		2,308		1,944		1,700		1,894		1,572		1,671		1,906	
	Dec	2,938		2,684		2,326		1,456		1,548		1,406		1,340		1,452		1,528		1,344	
Annually		22,494	37,443	49,392	101,027	44,212	121,774	33,540	97,023	27,380	89,736	24,436	93,738	23,383	85,144	23,721	84,143	23,755	98,123	22,798	75,000

B. Description of the general demeanor and qualities of facility and amenities.

2016 was the 10th race meet conducted at Presque Isle Downs. Our racing surface continues to be proven one of the safest racing surfaces in the industry. The one mile Tapeta™ racing surface is durable, does not retain water and is one of the kindest to racehorses with a minimal number of breakdowns. Through the cooperative efforts of the racing association and the HBPA, additional fibers and liquid have been added in over the past few race seasons. The average racing related catastrophic injury in the past 7 years on Synthetic surfaces has remained stable hovering in the 1.0 to 1.2 per 1000 starts. Presque Isle Downs average for the 7 year period is just slightly below 1 per 1000 starts. Presque Isle Downs continues to have one of the safest records in the Country.

A new barn was constructed in 2016 which houses 40 stalls and the HBPA and Chaplains offices, a chapel and horsemen's area. Also in 2016, Presque Isle Downs installed paver bricks in our paddock. These synthetic bricks while offering a cushioned surface for the horses in the paddock are easier to clean and give a more esthetic appearance to the property.

An Infield Video Board measuring 18' high x 32' wide (440 inch diagonal) was also constructed during the 2016 race season. Along with offering our guests an up-close view of the horses running down the back stretch they now have a larger than life view of the horses crossing the finish line. During non-live race times, the IVB can be used to showcase Stakes Races from other race tracks across the country such as the Triple Crown and Breeder's Cup races. It will also be utilized for other sports during the non-live race season.

The Presque Isle Downs facility was designed with families with young children in mind. Our racetrack is accessible through outdoor gates. The area also gives access to the buffet and clubhouse from the apron/patio. Free admission and free parking along with our family night promotions are a big draw.

The outdoor concessions are also available for guests who want to grab a hot, delicious and quick snack while enjoying live horse racing very close to the action. Our Sunday and Wednesday Family Night Food promotions drew large crowds in for a satisfying burger, locally manufactured Smith's hotdog or other offerings. We also have a bar-b-que concession where guests can enjoy a pulled beef or pork sandwich delicious shack fries, (a

tasty palate pleasing combination of fries, pulled pork with bar-b-que sauce, sour cream and onions).

The 2nd floor mutuel area is integrated into the Clubhouse for the convenience of our racing fans who would like to dine while wagering on the races. Each table has its own television and there are several large-screen TV's located throughout the dining room.

Mutuel tellers also service the guests outside on the patio, inside in the simulcast area on the first floor and in the mutuels area on the clubhouse second floor level. We also have several self bet stations located throughout the facility including directly adjacent to the buffet. We added seating and TV's to the outside patio area to allow our Guests to enjoy the races on an occasional warm Erie. There is also seating outside of the buffet area where guests can enjoy their meal with a great view of live horse racing.

On Friday and Saturday evenings year-round and other nights during the non-live racing season, we offer live entertainment on our stage in the clubhouse. Race fans can watch and wager on simulcast races from around the country and then stay for the performance by local bands and local and nationally known entertainers. Other sports such as football, hockey and boxing can be viewed on our large screen TV when the weather cooperates.

C. Description of appropriate signage and information so patrons can easily access and utilize racing facilities.

Presque Isle Downs' highway signs on I-90 and I-79 were upgraded. There is a lighted, highly visible high-rise Presque Isle Downs & Casino sign which can be seen when driving on I-90. As you cross the bridge upon your arrival at the facility, there is signage to the North and South Parking lots. Way-finding signage has been installed throughout the facility directing our guests to the different gaming offerings and the location of mutuel areas and the racetrack. The racetrack and casino are integrated and there is easy access from our casino and restaurants to the racetrack. For families with underage children, the gates to the apron and patio give direct access to the race track area.

Valet parking is also available to our patrons who prefer the convenience of not having to walk far in inclement weather. We employ shuttle bus drivers to transport our guests from the parking lot areas West of the Casino to the racetrack and Casino.

D. Description of changes to physical plant

Construction of a new barn which houses 40 stalls along with the HBPA and Chaplains offices was completed in 2016. An infield video board measuring 18' high x 32' wide (440 inch diagonal) was constructed and rubber paving bricks were installed in the paddock area.

These 2016 racing improvements were provided at a cost of \$749,841. Total investment in 2016 for projects covering all other areas of the operation at Presque Isle Downs was \$5,575,057.

2 Describe plans to improve attendance at licensee's racetrack over the successive calendar year in addition to a marketing plan that includes:

A. Planned promotional programs to attract patronage

1. Advertising – 50% to 75% of our direct advertising budget during our live race meet is utilized for racing awareness and promotional event nights. The television spots that run year round (with different messaging) contain racing messages. Advertising targets national and state racing publications, local print, radio and television; Print & Radio in Pennsylvania & New York; and Print, Radio & Television in Ohio (specifically the Cuyahoga, Lake and Ashtabula County regions).

2. Promotions – Throughout the live race meet, we host a variety of promotions and special events such as:

T-shirt giveaways, free ice cream for kids on special event nights; Sundays and Wednesday Night at the Races (family nights) which includes food specials (features \$2 Cheeseburgers, two Smith Hot Dogs for \$2, \$1 French Fries, and other food items at discount prices); Fan Appreciation Nights with free popcorn for kids, \$1 Hot Dogs); and Match Play Wagers.

3. Public Relations & Public Awareness – The local Erie media WJET (ABC), WICU (NBC), WFXP (FOX), WSEE (CBS), and the Erie Times News provide extensive coverage throughout the live race meet. Live coverage during opening night. We also work with VisitErie and the Convention Authority by offering visiting conventions to experience “A Night at the Races.” WJET provides coverage two times a week and coverage of all of the stakes races. WICU/WSEE also provides coverage throughout the live race meet.

4. Direct Mail – Each month during live racing, our core direct mail piece contains racing information. This is sent to approximately 65,000 to 75,000 each month. A Mystery Voucher is printed for July that also promotes racing at PID.

B. Plans for public awareness and outreach

1. Groups that come onto property are offered an opportunity to learn the betting basics and are given a \$5 Match Play wager to generate interest in racing.
2. Local groups have “company” nights at Presque Isle Downs on a regular basis. Along with the “company” name in the live racing program, some of the group members go into the Winners Circle for a group picture after the race.

[SAMPLES ON FOLLOWING PAGES]

April Live Racing - Daily Racing Form





LIVE RACING

STAKES SCHEDULE



MAY 22 - OCTOBER 6
Racing Sunday thru Thursday
Post Time 5:25pm

For Information, please visit our website at
www.presqueisledowns.com.

 I-90 Exit 27, Erie PA • presqueisledowns.com • 1.866.ERIE.FUN 

If You or Someone You Know Has a Gambling Problem,
Help is Available. Call 1-800-GAMBLER.

Monday, May 23
\$100,000 Guaranteed
The Tom Ridge Stakes
For Three Year Olds • Six Furlongs

Sunday, June 19
\$100,000 Guaranteed
The Satin and Lace Stakes
For Fillies And Mares
Three Year Olds and Upward
Five And One Half Furlongs

Monday, June 20
\$100,000 Guaranteed
The Karl Boyes Memorial
Northwestern PA Stakes
For Three Year Olds and Upward
Five And One Half Furlongs

Sunday, July 10
\$100,000 Guaranteed - Registered PA Breds
The Leematt Stakes
For Three Year Olds and Upward • One Mile

Sunday, July 10
\$100,000 Guaranteed - Registered PA Breds
The Northern Fling Stakes
For Fillies And Mares
Three Year Olds and Upward • One Mile

Sunday, August 7
\$100,000 Guaranteed - Registered PA Breds
The Malvern Rose Stakes
For Fillies Three Year Olds
One Mile

Sunday, September 4
\$100,000 Guaranteed - Registered PA Breds
The Mark McDermott Stakes
For Two Year Olds • Six Furlongs

Sunday, September 18
\$100,000 Guaranteed - Registered PA Breds
The Mrs. Henry D. Paxson
Memorial Stakes
For Fillies Two Year Olds • Six Furlongs

Sunday, September 18
\$200,000 Guaranteed
The Presque Isle Mile
For Three Year Olds and Upward
One Mile

Monday, September 19
\$400,000 Guaranteed - Grade II
The Presque Isle Downs
Masters Stakes
For Fillies And Mares Three Year Olds
and Upward • Six And One Half Furlongs

Thursday, October 6
\$100,000 Guaranteed
The Fitz Dixon, Jr. Memorial
Juvenile Stakes
For Two Year Olds
Six And One Half Furlongs

Thursday, October 6
\$100,000 Guaranteed
The H.B.P.A. Stakes
For Fillies And Mares
Three Year Olds and Upward
One Mile And Seventy Yards


presque isle
downs & casino




Monday, May 23
\$100,000 Guaranteed
The Tom Ridge Stakes
For Three Year Olds • Six Furlongs

Sunday, June 19
\$100,000 Guaranteed
The Satin and Lace Stakes
For Fillies And Mares • Three Year Olds
and Upward • Five And One Half Furlongs

Monday, June 20
\$100,000 Guaranteed
The Karl Boyes Memorial
Northwestern PA Stakes
For Three Year Olds and Upward
Five And One Half Furlongs

Sunday, July 10
\$100,000 Guaranteed • Registered PA Breds
The Leematt Stakes
For Three Year Olds and Upward • One Mile

Sunday, July 10
\$100,000 Guaranteed • Registered PA Breds
The Northern Fling Stakes
For Fillies And Mares
Three Year Olds and Upward • One Mile

Sunday, August 7
\$100,000 Guaranteed • Registered PA Breds
The Malvern Rose Stakes
For Fillies Three Year Olds • One Mile

Sunday, September 4
\$100,000 Guaranteed • Registered PA Breds
The Mark McDermott Stakes
For Two Year Olds • Six Furlongs

Sunday, September 18
\$100,000 Guaranteed • Registered PA Breds
The Mrs. Henry D. Paxson
Memorial Stakes
For Fillies Two Year Olds • Six Furlongs

Sunday, September 18
\$200,000 Guaranteed
The Presque Isle Mile
For Three Year Olds and Upward • One Mile

Monday, September 19
\$400,000 Guaranteed • Grade II
The Presque Isle Downs
Masters Stakes
For Fillies And Mares Three Year Olds
and Upward • Six And One Half Furlongs

Thursday, October 6
\$100,000 Guaranteed
The Fitz Dixon, Jr. Memorial
Juvenile Stakes
For Two Year Olds • Six And One Half Furlongs

Thursday, October 6
\$100,000 Guaranteed
The H.B.P.A. Stakes
For Fillies And Mares • Three Year Olds
and Upward • One Mile And Seventy Yards

For horsemen information, please call 814-860-8984.

If You or Someone You Know Has a Gambling Problem, Help is Available. Call 1-800-GAMBLER.



LIVE RACING

STAKES SCHEDULE



May 23 2016 *Monday • \$100,000 Guaranteed*
The Tom Ridge Stakes
For Three Year Olds
Six Furlongs

Sept. 04 2016 *Sunday • \$100,000 Guaranteed*
Registered PA Breds
The Mark McDermott Stakes
For Two Year Olds
Six Furlongs

June 19 2016 *Sunday • \$100,000 Guaranteed*
The Satin And Lace Stakes
For Fillies And Mares
Three Year Olds and Upward
Five And One Half Furlongs

Sept. 18 2016 *Sunday • \$100,000 Guaranteed*
Registered PA Breds
The Mrs. Henry D. Paxson
Memorial Stakes
For Fillies Two Year Olds

June 20 2016 *Monday • \$100,000 Guaranteed*
The Karl Boyes Memorial
Northwestern PA Stakes
For Three Year Olds and Upward
Five And One Half Furlongs

Sept. 18 2016 *Sunday • \$200,000 Guaranteed*
The Presque Isle Mile
For Three Year Olds and Upward
One Mile

July 10 2016 *Sunday • \$100,000 Guaranteed*
Registered PA Breds
The Leematt Stakes
For Three Year Olds and Upward
One Mile

Sept. 19 2016 *Monday • \$400,000 Guaranteed • Grade II*
The Presque Isle Downs
Masters Stakes
For Fillies And Mares Three Year Olds
and Upward • Six And One Half Furlongs

July 10 2016 *Sunday • \$100,000 Guaranteed*
Registered PA Breds
The Northern Fling Stakes
For Fillies And Mares
Three Year Olds and Upward

Oct. 06 2016 *Thursday • \$100,000 Guaranteed*
The Fitz Dixon, Jr. Memorial
Juvenile Stakes
For Two Year Olds
Six And One Half Furlongs

Aug. 07 2016 *Sunday • \$100,000 Guaranteed*
Registered PA Breds
The Malvern Rose Stakes
For Fillies Three Year Olds
One Mile

Oct. 06 2016 *Thursday • \$100,000 Guaranteed*
The H.B.P.A. Stakes
For Fillies And Mares
Three Year Olds and Upward
One Mile And Seventy Yards

presque isle
downs & casino

 ELDORADO RESORTS

May Live Daily Racing Form Ad



LIVE RACING

STAKES SCHEDULE



MAY 22 - OCTOBER 6
Racing Sunday thru Thursday
Post Time 5:25pm

For Information, please visit our website at
www.presqueisledowns.com.

 I-90 Exit 27, Erie PA • presqueisledowns.com • 1.866.ERIE.FUN 

If You or Someone You Know Has a Gambling Problem,
Help is Available. Call 1-800-GAMBLER.

Monday, May 23

\$100,000 Guaranteed

The Tom Ridge Stakes
For Three Year Olds • Six Furlongs

Sunday, June 19

\$100,000 Guaranteed

The Satin and Lace Stakes
For Fillies And Mares
Three Year Olds and Upward
Five And One Half Furlongs

Monday, June 20

\$100,000 Guaranteed

The Karl Boyes Memorial
Northwestern PA Stakes
For Three Year Olds and Upward
Five And One Half Furlongs

Sunday, July 10

\$100,000 Guaranteed - Registered PA Breeds

The Leematt Stakes
For Three Year Olds and Upward • One Mile

Sunday, July 10

\$100,000 Guaranteed - Registered PA Breeds

The Northern Fling Stakes
For Fillies And Mares
Three Year Olds and Upward • One Mile

Sunday, August 7

\$100,000 Guaranteed - Registered PA Breeds

The Malvern Rose Stakes
For Fillies Three Year Olds
One Mile

Sunday, September 4

\$100,000 Guaranteed - Registered PA Breeds

The Mark McDermott Stakes
For Two Year Olds • Six Furlongs

Sunday, September 18

\$100,000 Guaranteed - Registered PA Breeds

The Mrs. Henry D. Paxson
Memorial Stakes
For Fillies Two Year Olds • Six Furlongs

Sunday, September 18

\$200,000 Guaranteed

The Presque Isle Mile
For Three Year Olds and Upward
One Mile

Monday, September 19

\$400,000 Guaranteed - Grade II

The Presque Isle Downs
Masters Stakes
For Fillies And Mares Three Year Olds
and Upward • Six And One Half Furlongs

Thursday, October 6

\$100,000 Guaranteed

The Fitz Dixon, Jr. Memorial
Juvenile Stakes
For Two Year Olds
Six And One Half Furlongs

Thursday, October 6

\$100,000 Guaranteed

The H.B.P.A. Stakes
For Fillies And Mares
Three Year Olds and Upward
One Mile And Seventy Yards




presque isle
downs & casino
ELDORADO RESORTS



PRESQUE ISLE
DOWNS & CASINO

2016

RACING CALENDAR



LIVE RACING

MAY 22 - OCTOBER 6, 2016

Sunday - Thursday

Post Time 5:25pm

For stall applications, please visit our website at www.presqueisledowns.com.

MAY

S	M	T	W	T	F	S
1	2	3	4	5	6	7
8	9	10	11	12	13	14
15	16	17	18	19	20	21
22	23	24	25	26	27	28
29	30	31				

JUNE

S	M	T	W	T	F	S
		1	2	3	4	
5	6	7	8	9	10	11
12	13	14	15	16	17	18
19	20	21	22	23	24	25
26	27	28	29	30		

JULY

S	M	T	W	T	F	S
						1 2
3	4	5	6	7	8	9
10	11	12	13	14	15	16
17	18	19	20	21	22	23
24	25	26	27	28	29	30
31						

AUGUST

S	M	T	W	T	F	S
	1	2	3	4	5	6
7	8	9	10	11	12	13
14	15	16	17	18	19	20
21	22	23	24	25	26	27
28	29	30	31			

SEPTEMBER

S	M	T	W	T	F	S
		1	2	3		
4	5	6	7	8	9	10
11	12	13	14	15	16	17
18	19	20	21	22	23	24
25	26	27	28	29	30	

OCTOBER

S	M	T	W	T	F	S
						1
2	3	4	5	6	7	8
9	10	11	12	13	14	15
16	17	18	19	20	21	22
23	24	25	26	27	28	29
30	31					

No Live Racing Jan.1 through May 21
and Oct. 7 through Dec. 31



presque isle
downs & casino
ELDORADO RESORTS

I-90 Exit 27, Erie, PA
presqueisledowns.com
1.866.ERIE.FUN



If You or Someone You Know
Has a Gambling Problem,
Help is Available.
Call 1-800-GAMBLER.



LIVE RACING

STAKES SCHEDULE



Aug.
07
2016

Sunday - \$100,000 Guaranteed - Registered PA Breds
The Malvern Rose Stakes
For Fillies Three Year Olds
One Mile
Closing Sunday, August 7, 2016

Sept.
04
2016

Sunday - \$100,000 Guaranteed - Registered PA Breds
The Mark McDermott Stakes
For Two Year Olds
Six Furlongs
Closing Wednesday, August 24, 2016

Sept.
18
2016

Sunday - \$100,000 Guaranteed - Registered PA Breds
The Mrs. Henry D. Paxson
Memorial Stakes
For Fillies Two Year Olds
Six Furlongs
Closing Wednesday, September 7, 2016

Sept.
18
2016

Sunday - \$200,000 Guaranteed
The Presque Isle Mile
For Three Year Olds and Upward
One Mile
Closing Wednesday, September 7, 2016

Sept.
19
2016

Monday - \$400,000 Guaranteed - Grade II
The Presque Isle Downs
Masters Stakes
For Fillies And Mares Three Year Olds
and Upward - Six And One Half Furlongs
Closing Wednesday, September 7, 2016

Oct.
06
2016



Thursday - \$100,000 Guaranteed
The Fitz Dixon, Jr. Memorial
Juvenile Stakes
For Two Year Olds
Six And One Half Furlongs
Closing Wednesday, September 21, 2016

Oct.
06
2016

Thursday - \$100,000 Guaranteed
The H.B.P.A. Stakes
For Fillies And Mares Three Year Olds
and Upward - One Mile And Seventy Yards
Closing Wednesday, September 21, 2016

presque isle
downs & casino
ELDORADO RESORTS

For more racing information,
please visit presqueisledowns.com
or call 814-860-8952

 I-90 Exit 27, Erie PA • presqueisledowns.com • 1.866.ERIE.FUN 

If You or Someone You Know Has a Gambling Problem, Help is Available. Call 1-800-GAMBLER.

2016

RACE MEET

**presque isle
downs & casino**
ELDORADO RESORTS

August Daily Racing Form Ad

The Presque Isle Mile

**Sunday, September 18th, 2016 - Three Year Olds & Upward
One Mile \$200,000 Guaranteed!
Free Nominations Close Wednesday, September 7th, 2016**

The Presque Isle Downs Masters Stakes Grade II

**Monday, September 19th, 2016
Fillies and Mares Three Year Olds & Upward
Six and One Half Furlongs
\$400,000 Guaranteed!
Free Nominations Close Wednesday, September 7th, 2016**

Call 888-722-4660 for free nominations

**I-90 Exit 27, Erie PA | presqueisledowns.com | 1-866-ERIE-FUN
Gambling Problem? Call 1-800-GAMBLER.**

**Part II.
Handle**

- 1. Furnish documentation of how the introduction of slot machine gaming at the licensed racetrack has enhanced live racing by increasing live handle over the calendar year.**

Please include the following:

- A. Total amount of live handle wagered on races conducted by licensee -**

Presque Isle Down & Casino opened our doors in February 2007. Live Racing began in September 2007. There were no handle numbers to compare before the introduction of slot machine gaming. Following is our handle report for the calendar years 2007 – 2016.

[REPORT FOLLOWING PAGE]

PRESQUE ISLE DOWNS CASINO
HANDLE LIVE RACES

	2007	2008	2009	2010	2011
1) On-Track	\$1,456,691.00	\$4,001,392.00	\$4,426,725.00	\$3,564,571.00	\$3,425,082.00
2) Off-Track	N/A	N/A	N/A	N/A	N/A
3) Account Wagering	N/A	N/A	N/A	N/A	N/A
4) Guest Locations	\$13,184,942.00	\$27,746,910.00	\$39,436,847.00	\$41,042,003.00	\$40,543,185.00
Total	\$14,641,633.00	\$31,748,302.00	\$43,863,572.00	\$44,606,574.00	\$43,968,267.00

	2012	2013	2014	2015	2016
1) On-Track	\$3,469,364.80	\$2,921,201.10	\$2,782,759.70	\$2,771,069.20	\$2,594,042.90
2) Off-Track	N/A	N/A	N/A	N/A	N/A
3) Account Wagering	N/A	N/A	N/A	N/A	N/A
4) Guest Locations	\$46,704,985.62	\$67,408,178.23	\$64,716,886.78	\$62,319,999.68	\$71,394,969.88
Total	\$50,174,350.42	\$70,329,379.33	\$67,499,646.48	\$65,091,068.88	\$73,989,012.78

Presque Isle Downs does not own or operate Off-Track Facilities nor an Account Wagering System

B. Total amount wagered on simulcast races received by the licensee –

[REPORT FOLLOWING PAGE]

HANDLE SIMULCAST RACES

	2007	2008	2009	2010	2011
1) On-Track	\$5,123,207.00	\$11,990,848.00	\$11,867,180.00	\$9,799,750.00	\$5,131,712.00
2) Off-Track	N/A	N/A	N/A	N/A	N/A
3) Account Wagering	N/A	N/A	N/A	N/A	N/A
Total	\$5,123,207.00	\$11,990,848.00	\$11,867,180.00	\$9,799,750.00	\$5,131,712.00

	2012	2013	2014	2015	2016
1) On-Track	\$7,604,887.00	\$7,529,506.30	\$6,293,107.10	\$6,400,978.90	\$5,719,010.10
2) Off-Track	N/A	N/A	N/A	N/A	N/A
3) Account Wagering	N/A	N/A	N/A	N/A	N/A
Total	\$7,605,887.00	\$7,529,506.30	\$6,293,107.10	\$6,400,978.90	\$5,719,010.10

Presque Isle Downs does not own or operate Off-Track Facilities nor an Account Wagering System

2. Describe plans to increase live handle and simulcast handle with both licensee and at guest locations.

In 2016, Presque Isle Downs enlisted the services of nationally known handicappers to promote our live racing signal on TV and radio shows. We also looked into the possibility of lowering take-out rates and host fees to make wagering on Presque Isle Downs races more profitable for the tracks that simulcast our races and the people who wager on them. Final determination was the possible increase in handle was not comparable to the loss in takeout and host. The additional amount required to make this profitable would not be able to be achieved.

Our On-track Handicapper, Andrew Demsky prepares his picks each day and this information is also made available to our race fans and also to the sites that simulcast our races. The patrons look forward to receiving this information to see if they can out handicap the handicapper.

We have contracted with TVG and the Presque Isle Downs signal is shown on both TVG and TVG-2 along with most Race Tracks across the United States and in Canada. We are also working with our Tote Company to provide the most updated wagering systems available.

Again in 2016 Presque Isle Downs and the HBPA worked together to bring the crew from TVG to cover the Presque Isle Mile and the Grade II Presque Isle Masters Stakes in September. Their presence added a boost to our handle on those nights and we will explore opportunities to add more of this type of programming to our schedule.

**Part III
Native Breeding Industry**

- 1. Furnish documentation of how the introduction of slot machine gaming at the licensed racetrack has enhanced live racing by increasing the number of PA-bred or PA-sired horses participating in races at track over the calendar year. Please include the following:**

- A. Total of individual PA-bred/sired horses competing at racetrack, total Number of starts these horses made, and total purses earned.**

During the 2016 race meet there were 361 unique PA Bred Starts with total wins of 198. Total starts by PA Bred horses was 1,367 for total earnings of \$4,579,230.

- B. Percentage of the whole that these PA-bred/sired horses contribute to the total number of horses competing at its track, the percentage of the whole as to the total number of starts made, the percentage of the whole of purses.**

A total of 1,678 horses competed at Presque Isle Downs in 2016 with PA-bred/sired making up 21.51% of the total. Total starts at PID were 5,838; total PA-bred/sired starts were 1,367 or 24.42%. Total purses paid \$15,578,180.00 with PA Bred/sired purses totaling \$4,579,230 or 29.40%.

- C. Total number of races restricting entry to PA-bred or PA-sired horses and total purses paid in restricted races.**

84 PA restricted races were run at Presque Isle Downs in 2016 with purses of \$1,630,000. In addition there were 5 \$100,000 PA Bred Stakes Races run. Total PA restricted purses in 2016 was \$2,130,000

- 2. Describe plans to increase participation of PA-bred or PA-sired horses for the successive calendar year.**

As we have at Presque Isle Downs in the past, we continue to work with the PA Breeder's Association and the HBPA. Depending on available funding, we offer at least one PA-bred or PA-sired race in the Condition Book per card and at least one Substitute race per card. In 2016 we offered 5 - \$100,000 Stakes Races for Registered PA Breds.

**Part IV
Class**

- 1. Furnish documentation of how the introduction of slot machine gaming at the licensed racetrack has enhanced racing by improving the quality in the class of races over the calendar year. Please include the following:**

Type Of Race	Number of Races	Number of Starters	Purses Paid
See Race Summary Reports on following pages			

Race Summary Report

From 05/22/2016 to 10/06/2016

Breed: TB Course: Both Sex: Both

Presque Isle Downs

State Bred: Only Sorted By: Race Type

Page 1 of 1

Race Type	Race Class	Races	Horses	Purses	Percent Total	Long Races	Avg Long	Short Races	Avg Short	Overall Avg
ALLOWANCE										
	ALW(PA)	1	6	33,000	1.12	1	6.00	0	0.00	6.00
	ALWNW1/XMCorNW2(PA)	12	76	336,000	13.48	2	5.50	10	6.50	6.33
	ALWNW2/XMCorNW3(PA)	3	13	87,000	3.37	0	0.00	3	4.33	4.33
	All ALW Classes	16	95	456,000	17.97	3	5.67	13	6.00	5.93
CLAIMING										
	C12500(PA)	1	7	17,000	1.12	0	0.00	1	7.00	7.00
	C12500-10000(PA)	6	32	102,000	6.74	4	5.25	2	5.50	5.33
	C12500-10000NW2(PA)	11	77	143,000	12.36	1	4.00	10	7.30	7.00
	C12500-10000NW3(PA)	12	70	180,000	13.48	5	6.00	7	5.71	5.83
	C25000-22500NW2(PA)	3	17	51,000	3.37	1	5.00	2	6.00	5.67
	All CLM Classes	33	203	493,000	37.07	11	5.45	22	6.50	6.15
MAIDEN CLAIMING										
	M12500-10000(PA)	13	79	143,000	14.61	1	5.00	12	6.17	6.08
	M25000-22500(PA)	3	19	45,000	3.37	0	0.00	3	6.33	6.33
	All MCL Classes	16	98	188,000	17.98	1	5.00	15	6.20	6.13
MAIDEN SPECIAL WEIGHT										
	M(PA)	17	117	459,000	19.10	1	5.00	16	7.00	6.88
	All MSW Classes	17	117	459,000	19.10	1	5.00	16	7.00	6.88
STAKES										
	STK	4	30	400,000	4.49	3	7.67	1	7.00	7.50
	STK(PA)	1	5	100,000	1.12	0	0.00	1	5.00	5.00
	All STK Classes	5	35	500,000	5.61	3	7.67	2	6.00	7.00
WAIVER CLAIMING										
	C12500(PA)	1	8	17,000	1.12	0	0.00	1	8.00	8.00
	C25000-22500NW2(PA)	1	6	17,000	1.12	0	0.00	1	6.00	6.00
	All WCL Classes	2	14	34,000	2.24	0	0.00	2	7.00	7.00
	All Races	89	562	2,130,000	100.00	19	5.79	70	6.46	6.31

Race Summary Report

From 05/22/2016 to 10/06/2016

Breed: TB Course: Both Sex: Both

Presque Isle Downs

State Bred: Included Sorted By: Race Type

Page 1 of 2

Race Type	Race Class	Races	Horses	Purses	Percent Total	Long Races	Avg Long	Short Races	Avg Short	Overall Avg
ALLOWANCE										
	ALW	9	49	297,000	1.13	3	5.00	6	5.67	5.44
	ALW(PA)	1	6	33,000	0.13	1	6.00	0	0.00	6.00
	ALW1/XMC	18	139	504,000	2.25	8	7.25	10	8.10	7.72
	ALW1/XMCorNW2	5	33	140,000	0.63	1	6.00	4	6.75	6.60
	ALW1/XMCorNW2(PA)	12	76	336,000	1.50	2	5.50	10	6.50	6.33
	ALW2	18	122	504,000	2.25	8	6.50	10	7.00	6.78
	ALW2/XMC	9	54	261,000	1.13	3	6.67	6	5.67	6.00
	ALW2/XMCorNW3	2	12	58,000	0.25	1	6.00	1	6.00	6.00
	ALW2/XMCorNW3(PA)	3	13	87,000	0.38	0	0.00	3	4.33	4.33
	ALW3	8	50	232,000	1.00	1	6.00	7	6.29	6.25
	All ALW Classes	85	554	2,452,000	10.65	28	6.43	57	6.56	6.52
ALLOWANCE OPTIONAL CLAIMING										
	ALW1/XMCorNW2orC25000	1	6	28,000	0.13	0	0.00	1	6.00	6.00
	ALW2/XMCorC40000	4	22	116,000	0.50	4	5.50	0	0.00	5.50
	ALW2/XMCorNW3orC40000	1	7	29,000	0.13	1	7.00	0	0.00	7.00
	ALW2orC62500	11	75	308,000	1.38	1	7.00	10	6.80	6.82
	ALW3/XMCorC62500	3	19	93,000	0.38	1	6.00	2	6.50	6.33
	CONDorC25000	1	6	28,000	0.13	1	6.00	0	0.00	6.00
	CONDorC62500	2	10	62,000	0.25	0	0.00	2	5.00	5.00
	All AOC Classes	23	145	664,000	2.90	8	6.00	15	6.47	6.30
BEATEN CLAIMING										
	C5000NW1(DATE)	68	563	680,000	8.50	23	8.30	45	8.27	8.28
	C5000NW2(DATE)	42	305	420,000	5.25	19	6.26	23	8.09	7.26
	C7500NW1(DATE)	8	54	96,000	1.00	3	7.00	5	6.60	6.75
	C7500NW2(DATE)	12	81	144,000	1.50	6	6.00	6	7.50	6.75
	All BCL Classes	130	1003	1,340,000	16.25	51	7.19	79	8.05	7.72
CLAIMING										
	C12500(PA)	1	7	17,000	0.13	0	0.00	1	7.00	7.00
	C12500-10000	24	159	408,000	3.00	10	6.60	14	6.64	6.63
	C12500-10000(PA)	6	32	102,000	0.75	4	5.25	2	5.50	5.33
	C12500-10000NW2(PA)	11	77	143,000	1.38	1	4.00	10	7.30	7.00
	C12500-10000NW3(PA)	12	70	180,000	1.50	5	6.00	7	5.71	5.83
	C16000-14000	11	70	220,000	1.38	4	6.25	7	6.43	6.36
	C16000-14000NW2	18	117	270,000	2.25	6	5.17	12	7.17	6.50
	C16000-14000NW3	11	69	187,000	1.38	5	5.60	6	6.83	6.27
	C25000-22500	11	68	253,000	1.38	4	6.50	7	6.00	6.18
	C25000-22500NW2	12	68	204,000	1.50	4	5.25	8	5.88	5.67
	C25000-22500NW2(PA)	3	17	51,000	0.38	1	5.00	2	6.00	5.67
	C25000-22500NW3	9	58	171,000	1.13	3	7.33	6	6.00	6.44
	C25000-7500NW1(DATE)	1	10	23,000	0.13	0	0.00	1	10.00	10.00
	C40000	5	31	130,000	0.63	2	6.50	3	6.00	6.20
	C40000NW2	1	5	19,000	0.13	1	5.00	0	0.00	5.00
	C5000	24	178	336,000	3.00	9	7.33	15	7.47	7.42
	C5000NW1(DATE)	10	76	100,000	1.25	5	6.60	5	8.60	7.60
	C7500	17	113	272,000	2.13	9	6.78	8	6.50	6.65
	C7500NW1(DATE)	2	13	24,000	0.25	1	7.00	1	6.00	6.50
	C7500NW2	54	488	594,000	6.75	25	8.48	29	9.52	9.04
	C7500NW3	46	365	598,000	5.75	22	7.68	24	8.17	7.93
	C7500NW4	14	111	210,000	1.75	6	7.83	8	8.00	7.93
	All CLM Classes	303	2202	4,512,000	37.93	127	7.02	176	7.44	7.27
MAIDEN CLAIMING										
	M12500-10000(PA)	13	79	143,000	1.63	1	5.00	12	6.17	6.08
	M16000-14000	7	48	91,000	0.88	1	6.00	6	7.00	6.86
	M25000	14	104	210,000	1.75	1	9.00	13	7.31	7.43
	M25000-22500	4	21	68,000	0.50	1	4.00	3	5.67	5.25
	M25000-22500(PA)	3	19	45,000	0.38	0	0.00	3	6.33	6.33

Race Summary Report

From 05/22/2016 to 10/06/2016

Breed: TB Course: Both Sex: Both

Presque Isle Downs

State Bred: Included Sorted By: Race Type

Page 2 of 2

Race Type	Race Class	Races	Horses	Purses	Percent Total	Long Races	Avg Long	Short Races	Avg Short	Overall Avg
	M7500	53	451	530,000	6.63	20	7.30	33	9.24	8.51
	All MCL Classes	94	722	1,087,000	11.77	24	7.08	70	7.89	7.68
MAIDEN SPECIAL WEIGHT										
	M	60	452	1,620,000	7.50	20	6.50	40	8.05	7.53
	M(PA)	17	117	459,000	2.13	1	5.00	16	7.00	6.88
	All MSW Classes	77	569	2,079,000	9.63	21	6.43	56	7.75	7.39
STARTER OPTIONAL CLAIMING										
	C16000	1	5	21,000	0.13	1	5.00	0	0.00	5.00
	C16000(DATE)	4	28	96,000	0.50	2	7.00	2	7.00	7.00
	C25000(DATE)	1	5	24,000	0.13	1	5.00	0	0.00	5.00
	All SOC Classes	6	38	141,000	.76	4	6.00	2	7.00	6.33
STAKES										
	STK	11	102	1,500,000	1.38	5	9.00	6	9.50	9.27
	STK(PA)	1	5	100,000	0.13	0	0.00	1	5.00	5.00
	All STK Classes	12	107	1,600,000	1.51	5	9.00	7	8.86	8.91
STARTER ALLOWANCE										
	C16000(DATE)	1	8	24,000	0.13	0	0.00	1	8.00	8.00
	STR/ALW16000	6	44	168,000	0.75	4	7.00	2	8.00	7.33
	STR/ALW31000	1	7	31,000	0.13	0	0.00	1	7.00	7.00
	STR/ALW5000	17	108	289,000	2.13	5	5.80	12	6.58	6.35
	STR/ALW7500	8	53	144,000	1.00	4	6.25	4	7.00	6.63
	All STR Classes	33	220	656,000	4.14	13	6.31	20	6.90	6.67
WAIVER CLAIMING										
	C12500(PA)	1	8	17,000	0.13	0	0.00	1	8.00	8.00
	C12500-10000	2	12	34,000	0.25	1	8.00	1	4.00	6.00
	C16000-14000	3	19	60,000	0.38	0	0.00	3	6.33	6.33
	C16000-14000NW2	1	5	15,000	0.13	0	0.00	1	5.00	5.00
	C16000-14000NW3	1	5	17,000	0.13	0	0.00	1	5.00	5.00
	C25000-22500	1	6	23,000	0.13	0	0.00	1	6.00	6.00
	C25000-22500NW2(PA)	1	6	17,000	0.13	0	0.00	1	6.00	6.00
	C5000	1	7	14,000	0.13	0	0.00	1	7.00	7.00
	C5000NW1(DATE)	14	113	140,000	1.75	3	6.67	11	8.45	8.07
	C5000NW2(DATE)	3	22	30,000	0.38	1	7.00	2	7.50	7.33
	C7500NW1(DATE)	1	8	12,000	0.13	0	0.00	1	8.00	8.00
	C7500NW2	3	28	33,000	0.38	1	8.00	2	10.00	9.33
	C7500NW2(DATE)	1	7	12,000	0.13	1	7.00	0	0.00	7.00
	C7500NW3	2	14	26,000	0.25	1	4.00	1	10.00	7.00
	C7500NW4	1	9	15,000	0.13	0	0.00	1	9.00	9.00
	All WCL Classes	36	269	465,000	4.56	8	6.75	28	7.68	7.47
WAIVER MAIDEN CLAIMING										
	M7500	1	9	10,000	0.13	1	9.00	0	0.00	9.00
	All WMC Classes	1	9	10,000	.13	1	9.00	0	0.00	9.00
	All Races	800	5838	15,006,000	100.00	290	6.92	510	7.51	7.30

Race Summary Report

From 05/22/2016 to 10/06/2016

Breed: TB Course: Both Sex: Both

Presque Isle Downs

State Bred: Excluded Sorted By: Race Type

Page 1 of 2

Race Type	Race Class	Races	Horses	Purses	Percent Total	Long Races	Avg Long	Short Races	Avg Short	Overall Avg
ALLOWANCE										
	ALW	9	49	297,000	1.27	3	5.00	6	5.67	5.44
	ALW1/XMC	18	139	504,000	2.53	8	7.25	10	8.10	7.72
	ALW1/XMC/NW2	5	33	140,000	0.70	1	6.00	4	6.75	6.60
	ALW2	18	122	504,000	2.53	8	6.50	10	7.00	6.78
	ALW2/XMC	9	54	261,000	1.27	3	6.67	6	5.67	6.00
	ALW2/XMC/NW3	2	12	58,000	0.28	1	6.00	1	6.00	6.00
	ALW3	8	50	232,000	1.13	1	6.00	7	6.29	6.25
	All ALW Classes	69	459	1,996,000	9.71	25	6.52	44	6.73	6.65
ALLOWANCE OPTIONAL CLAIMING										
	ALW1/XMC/NW2orC25000	1	6	28,000	0.14	0	0.00	1	6.00	6.00
	ALW2/XMC/C40000	4	22	116,000	0.56	4	5.50	0	0.00	5.50
	ALW2/XMC/NW3orC40000	1	7	29,000	0.14	1	7.00	0	0.00	7.00
	ALW2orC62500	11	75	308,000	1.55	1	7.00	10	6.80	6.82
	ALW3/XMC/C62500	3	19	93,000	0.42	1	6.00	2	6.50	6.33
	CONDorC25000	1	6	28,000	0.14	1	6.00	0	0.00	6.00
	CONDorC62500	2	10	62,000	0.28	0	0.00	2	5.00	5.00
	All AOC Classes	23	145	664,000	3.23	8	6.00	15	6.47	6.30
BEATEN CLAIMING										
	C5000NW1(DATE)	68	563	680,000	9.56	23	8.30	45	8.27	8.28
	C5000NW2(DATE)	42	305	420,000	5.91	19	6.26	23	8.09	7.26
	C7500NW1(DATE)	8	54	96,000	1.13	3	7.00	5	6.60	6.75
	C7500NW2(DATE)	12	81	144,000	1.69	6	6.00	6	7.50	6.75
	All BCL Classes	130	1003	1,340,000	18.29	51	7.19	79	8.05	7.72
CLAIMING										
	C12500-10000	24	159	408,000	3.38	10	6.60	14	6.64	6.63
	C16000-14000	11	70	220,000	1.55	4	6.25	7	6.43	6.36
	C16000-14000NW2	18	117	270,000	2.53	6	5.17	12	7.17	6.50
	C16000-14000NW3	11	69	187,000	1.55	5	5.60	6	6.83	6.27
	C25000-22500	11	68	253,000	1.55	4	6.50	7	6.00	6.18
	C25000-22500NW2	12	68	204,000	1.69	4	5.25	8	5.88	5.67
	C25000-22500NW3	9	58	171,000	1.27	3	7.33	6	6.00	6.44
	C25000-7500NW1(DATE)	1	10	23,000	0.14	0	0.00	1	10.00	10.00
	C40000	5	31	130,000	0.70	2	6.50	3	6.00	6.20
	C40000NW2	1	5	19,000	0.14	1	5.00	0	0.00	5.00
	C5000	24	178	336,000	3.38	9	7.33	15	7.47	7.42
	C5000NW1(DATE)	10	76	100,000	1.41	5	6.60	5	8.60	7.60
	C7500	17	113	272,000	2.39	9	6.78	8	6.50	6.65
	C7500NW1(DATE)	2	13	24,000	0.28	1	7.00	1	6.00	6.50
	C7500NW2	54	488	594,000	7.59	25	8.48	29	9.52	9.04
	C7500NW3	46	365	598,000	6.47	22	7.68	24	8.17	7.93
	C7500NW4	14	111	210,000	1.97	6	7.83	8	8.00	7.93
	All CLM Classes	270	1999	4,019,000	37.99	116	7.17	154	7.58	7.40
MAIDEN CLAIMING										
	M16000-14000	7	48	91,000	0.98	1	6.00	6	7.00	6.86
	M25000	14	104	210,000	1.97	1	9.00	13	7.31	7.43
	M25000-22500	4	21	68,000	0.56	1	4.00	3	5.67	5.25
	M7500	53	451	530,000	7.45	20	7.30	33	9.24	8.51
	All MCL Classes	78	624	899,000	10.96	23	7.17	55	8.34	8.00
MAIDEN SPECIAL WEIGHT										
	M	60	452	1,620,000	8.44	20	6.50	40	8.05	7.53
	All MSW Classes	60	452	1,620,000	8.44	20	6.50	40	8.05	7.53
STARTER OPTIONAL CLAIMING										
	C16000	1	5	21,000	0.14	1	5.00	0	0.00	5.00
	C16000(DATE)	4	28	96,000	0.56	2	7.00	2	7.00	7.00

Race Summary Report

From 05/22/2016 to 10/06/2016

Breed: TB Course: Both Sex: Both

Presque Isle Downs

State Bred: Excluded Sorted By: Race Type

Page 2 of 2

Race Type	Race Class	Races	Horses	Purses	Percent Total	Long Races	Avg Long	Short Races	Avg Short	Overall Avg
	C25000(DATE)	1	5	24,000	0.14	1	5.00	0	0.00	5.00
	All SOC Classes	6	38	141,000	.84	4	6.00	2	7.00	6.33
STAKES										
	STK	7	72	1,100,000	0.98	2	11.00	5	10.00	10.29
	All STK Classes	7	72	1,100,000	.98	2	11.00	5	10.00	10.29
STARTER ALLOWANCE										
	C16000(DATE)	1	8	24,000	0.14	0	0.00	1	8.00	8.00
	STR/ALW16000	6	44	168,000	0.84	4	7.00	2	8.00	7.33
	STR/ALW31000	1	7	31,000	0.14	0	0.00	1	7.00	7.00
	STR/ALW5000	17	108	289,000	2.39	5	5.80	12	6.58	6.35
	STR/ALW7500	8	53	144,000	1.13	4	6.25	4	7.00	6.63
	All STR Classes	33	220	656,000	4.64	13	6.31	20	6.90	6.67
WAIVER CLAIMING										
	C12500-10000	2	12	34,000	0.28	1	8.00	1	4.00	6.00
	C16000-14000	3	19	60,000	0.42	0	0.00	3	6.33	6.33
	C16000-14000NW2	1	5	15,000	0.14	0	0.00	1	5.00	5.00
	C16000-14000NW3	1	5	17,000	0.14	0	0.00	1	5.00	5.00
	C25000-22500	1	6	23,000	0.14	0	0.00	1	6.00	6.00
	C5000	1	7	14,000	0.14	0	0.00	1	7.00	7.00
	C5000NW1(DATE)	14	113	140,000	1.97	3	6.67	11	8.45	8.07
	C5000NW2(DATE)	3	22	30,000	0.42	1	7.00	2	7.50	7.33
	C7500NW1(DATE)	1	8	12,000	0.14	0	0.00	1	8.00	8.00
	C7500NW2	3	28	33,000	0.42	1	8.00	2	10.00	9.33
	C7500NW2(DATE)	1	7	12,000	0.14	1	7.00	0	0.00	7.00
	C7500NW3	2	14	26,000	0.28	1	4.00	1	10.00	7.00
	C7500NW4	1	9	15,000	0.14	0	0.00	1	9.00	9.00
	All WCL Classes	34	255	431,000	4.77	8	6.75	26	7.73	7.50
WAIVER MAIDEN CLAIMING										
	M7500	1	9	10,000	0.14	1	9.00	0	0.00	9.00
	All WMC Classes	1	9	10,000	.14	1	9.00	0	0.00	9.00
	All Races	711	5276	12,876,000	100.00	271	7.00	440	7.68	7.42

2. Describe plans to improve class of horses in races for the successive calendar year.

Presque Isle Downs continues our practice of allotting stalls according to the trainers with horses that will fit into the racing program at Presque Isle Downs. The horsemen who participate in the race meet at Presque Isle Downs believe horsemen should run a better quality of horses for the purses we have the ability to offer. In the recent past, the foal crop has declined year to year. However, as evidenced on the attached chart, foal crop numbers for 2015 and 2016 numbers virtually are the same.

The class of horses that have competed in Stakes races at Presque Isle Downs has steadily improved since we opened. The Presque Isle Downs Masters Stakes was awarded Grade II status in 2011. Sarah's Sis won the 2016 running of this Stakes. Living the Life won the 2015 & 2014 editions. Groupie Doll won the 2013 & 2012 editions. Musical Romance won the race in 2011 and Informed Decision won in 2010 and 2009. Wild Gams won in 2008 and Miss Macy Sue won the initial running in 2007. Many of these Fillies or Mares went on to participate and in some cases won the Breeders' Cup Filly and Mare Sprint.

Wise Dan, Winner of the Presque Isle Downs Mile Stakes in 2011 was named Eclipse Award Winning Horse of the Year in 2012 & 2013. Presque Isle Downs is honored to proclaim their association with these great horses. The quality of the horses that compete over the Tapeta™ surface at Presque Isle Downs continues to improve year after year.

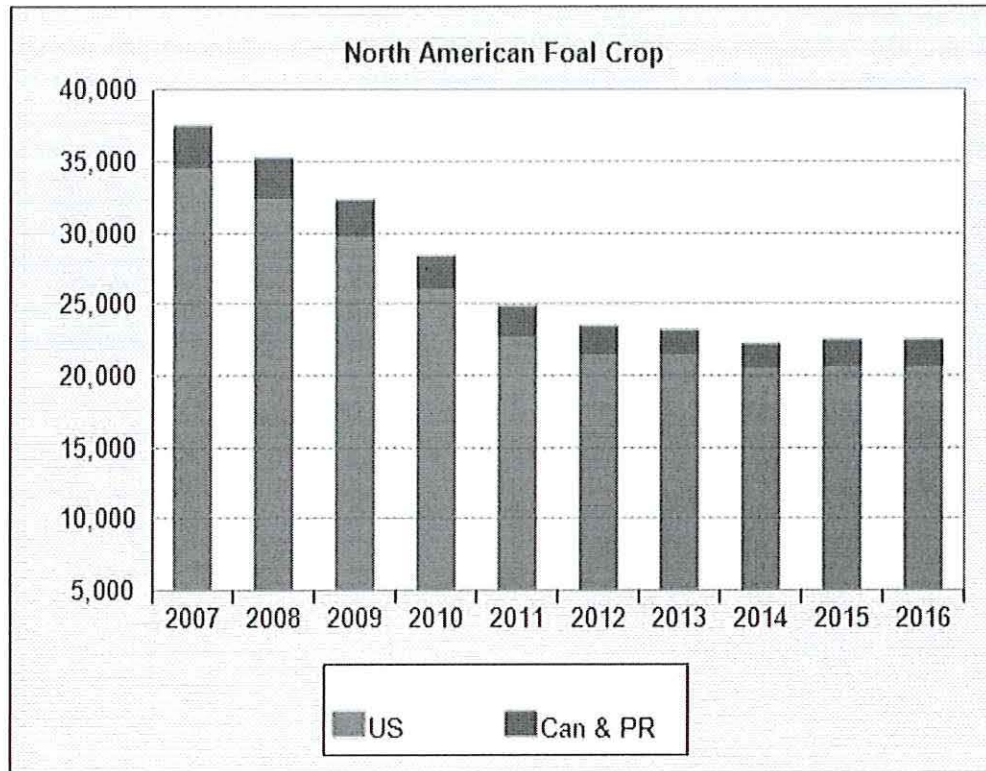
We continue to allot stalls to trainers with horses that fit into the Presque Isle Downs Program. In addition to the trainers who supported the Presque Isle Downs Race meet every year, in 2016 stalls were allotted to 17 trainers who had not previously stabled here.

PRESQUE ISLE DOWNS CASINO
AVERAGE ENTRIES STARTS PER RACE

	2007	2008	2009	2010	2011	2012	2013	2014	2015	2016
Entries	11.00	8.46	8.46	8.57	8.95	9.07	8.41	7.78	8.2	11.97
Starts	8.78	7.10	7.72	7.93	8.21	8.04	7.67	7.11	7.49	7.3
Stalls	500	500	500	500	500	596	692	692	692	692
Avg. Ship In	35	33.8	31.2	33.4	31.24	22.04	22.65	20.7	21.01	20.57
Receiving Barn	48	48	48	48	48	48	48	48	48	48

This chart shows the average entries and average starts along with number of stalls.

ANNUAL NORTH AMERICAN REGISTERED FOAL CROP [Go Back](#)



Annual North American Registered Foal Crop

Year	United States	Percent Change	Canada	Puerto Rico	Total North American	Percent Change
1990	40,333	-8.2	3,193	617	44,143	-7.5
1991	38,151	-5.4	3,025	628	41,804	-5.3
1992	35,051	-8.1	2,777	610	38,438	-8.1
1993	33,822	-3.5	2,713	605	37,140	-3.4
1994	32,118	-5.0	2,591	632	35,341	-4.8
1995	31,884	-0.7	2,446	653	34,983	-1.0
1996	32,243	1.1	2,397	726	35,366	1.1
1997	32,119	-0.4	2,284	740	35,143	-0.6
1998	32,947	2.6	2,340	734	36,021	2.5
1999	33,844	2.7	2,435	650	36,929	2.5
2000	34,728	2.6	2,465	562	37,755	2.2
2001	34,721	-0.0	2,590	590	37,901	0.4
2002	32,986	-5.0	2,468	524	35,978	-5.1
2003	33,976	3.0	2,576	515	37,067	3.0

2004	34,800	2.4	2,615	534	37,949	2.4
2005	35,050	0.7	2,788	527	38,365	1.1
2006	34,905	-0.4	2,643	556	38,104	-0.7
2007	34,358	-1.6	2,546	595	37,499	-1.6
2008	32,332	-5.9	2,382	560	35,274	-5.9
2009	29,612	-8.4	2,323	429	32,364	-8.2
2010	25,953	-12.4	2,118	347	28,418	-12.2
2011	22,644	-12.7	1,991	295	24,930	-12.3
2012	21,463	-5.2	1,991	290	23,744	-4.8
2013	21,405	-0.3	1,533	284	23,222	-2.2
2014	21,334	-0.3	1,284	287	22,905	-1.4
2015	20,850*	-2.3	1,350*	300*	22,500*	-1.8
2016	20,850*	0.0	1,350*	300*	22,500*	0.0

* Estimated figures

Foal crops are estimated against Reports of Mares Bred, scheduled to be filed by Aug. 1 of each breeding season. Foal registration is to be completed within 12 months of the birth of the foal. However, late registration is available for additional fees, making actual foal crop counts impractical before Dec. 31 of the crop's 2-year-old year, the time by which the vast majority of the foal crop has been registered.

Source: The Jockey Club

**Part V
Residence**

1. **Furnish documentation of how the introduction of slot machine gaming at the licensed racetrack has enhanced live racing by increasing the number of PA residents participating in the Commonwealth's racing industry throughout the calendar year. Please include the following:**

- A. **Number of PA Residents participating at the track as owners and trainers.**

In 2016 there were 154 PA Residents participating at the track as owners and trainers out of 883 owners and trainers.

- B. **Percentage of the whole that PA residents contribute to the total number of owners and trainers.**

17.44% of the registered owners and trainers participating at Presque Isle Downs in 2016 were PA Residents.

- C. **Total purse earnings of PA residents at track of owners (as determined by address of stable or lead owner) and trainers.**

Total earned by PA residents in 2016 was \$2,308,686.28 or 14.82%

- D. **Estimated amount of purse earnings of non-PA residents stabling horses at the track.**

Estimated total earned by non-PA residents stabling horses at Presque Isle Downs in 2016 was \$13,269,493.72

2. **Provide strategy to increase the participation of Pennsylvania residents in the PA racing industry for the successive calendar year.**

The Breeders Association has created Commercials promoting Ownership and Breeding in PA. We plan to show these commercials in our mutuels area in hopes that some of the players will want to go to take the next step. We also plan to encourage PA residents who already own horses to race their horses at Presque Isle Downs. Hopefully the purses offered along with PA Bred restricted races offered and additional owner bonus will help to entice additional owners/trainers to move to the Erie area to race in the future. Will promote PA restricted races in advertising and on our website.