

HOLLYWOOD
Casino
at
PENN NATIONAL RACE COURSE

June 30, 2016

Honorable Russell Redding
Secretary of Agriculture
COMMONWEALTH OF PENNSYLVANIA
2301 N. Cameron Street
Harrisburg, PA 17110

Kevin O'Toole
Executive Director
PENNSYLVANIA GAMING CONTROL BOARD
P.O. Box 69060
Harrisburg, PA 17106-9060

Dear Secretary Redding and Executive Director O'Toole,

On behalf of Hollywood Casino at Penn National Race Course (HCPNRC) and Penn National Gaming, Inc., it is my pleasure to submit the following report to the Department of Agriculture and the Pennsylvania Gaming Control Board as required under Section 1211(a)(2) of the new table games legislation.

Penn National Gaming, Inc. has more than 40 years of racing heritage that began with the opening of Penn National Race Course in 1972. Today, Penn National Gaming, Inc. continues to be the largest operator to pari-mutuel facilities in North America and stands more committed than ever to horse racing within the Commonwealth.

Throughout 2015 and into 2016 Hollywood Casino at Penn National Race Course continues working to increase the prestige of our racing program and the credibility of our racetrack and the Commonwealth, on both, the local and national stage. The success of our inaugural \$500,000 Penn Mile in its short four year history, demonstrates the excitement that can be generated by our great sport, and our commitment to producing a quality racing product. We look forward to continuing and expanding upon successes such as these in the years to come.

Sincerely,

Eric M. Johnston
Director of Racing Operations
Hollywood Casino at Penn National Race Course

Copy to: J. Snowden, PNG
J. Finamore, PNG
E. Schippers, PNG
F. Quigley, PNG
C. McErlcan, PNG
W. Remmert, Dept. of Ag

Enclosures

INTRODUCTION

Penn National Race Course opened August 30, 1972 and is the second oldest continuously operating Thoroughbred racetrack in the Commonwealth. Over its 43-year history Penn National has been an innovator and national leader in the pari-mutuel industry.

The Carlino family that took control of Penn National in the early 1980's was able to take this single racetrack and parlay that success into the publicly traded Penn National Gaming, Inc., now one of North America's largest and most diversified gaming and racing companies with annual revenues in excess of \$2.9 billion and 28 facilities in 18 different jurisdictions, including Colorado, Florida, Illinois, Indiana, Iowa, Kansas, Louisiana, Maine, Maryland, Massachusetts, Mississippi, Missouri, Nevada, New Jersey, New Mexico, Ohio, Pennsylvania, Texas, West Virginia, and Ontario. Additionally, Penn National Gaming will soon be adding a facility in California.

In aggregate, Penn National's operated facilities feature approximately 36,800 gaming machines, 850 table games, 2,900 hotel rooms and 1.6 million square feet of gaming floor space.

Horse racing and pari-mutuel wagering continue to be an integral part of Penn National Gaming's continued growth strategy. The company is the largest owner-operator of pari-mutuel racing facilities in North America with 11 wholly or jointly owned operations that conduct nearly 1,200 live racing performances annually and processes in excess of \$1 billion in live and simulcast pari-mutuel wagers.

February 2008, ushered in a new era of Thoroughbred horse racing in Central Pennsylvania. Hollywood Casino at Penn National Race Course (HCPN) became the first established racetrack in the state to embrace the legislative intent of Act 71 in creating a fully integrated racing AND gaming facility. The \$325 million project featured all new facilities for racing guests, officials and participants.

Since its passage, HCPN has aggressively worked to embrace the legislative intent of Act 71 with respect to stable area improvements.

In 2008, HCPN and the PA HBPA entered into a ten year \$10 million commitment for stable area improvements. In just over 8 years, \$9.5 million has been invested in the construction of new barns, improved electrical and plumbing infrastructure, roadway improvements and compliance with Federal and State manure handling requirements.

In addition to the investments noted above, close to \$5 million in capital improvement projects dedicated to horse racing have been completed comprised of new track maintenance equipment, a new equine ambulance, new stable gate entrance area with additional fencing, a refurbished receiving barn and perimeter fencing, a new Laundromat and Medical Clinic, a new roof on the Chapel, security cameras in the Receiving Barn, 21 new storage trailers for the barns and shadow fencing around the perimeter of the race track. Additionally, working in cooperation with the PA IIBPA we have constructed a new groom's dormitory, at a cost of \$800,000, that is designed to house 50 stable area employees.

HCPNRC is proud of the improvements it has made to its racing surface. Working closely with the PA IIBPA new materials used on the dirt track have resulted in a lower rate of catastrophic injuries and a 30% decline since 2009. Additionally the rate of catastrophic injuries has been at or below the national average the past five years. Also in 2014 we implemented a new aeration program for the turf course. The system known as Dry-Ject is a two phase process that uses water jets to penetrate the

surface of the soil and inject a porous silica sand into the existing growing medium. The first phase "punches" holes on a six inch by six inch grid pattern and penetrates the surface eight to twelve inches deep and injects the silica sand. The second phase injects the silica sand in a fractured pattern to a depth of about four inches. The results of this process are a healthier, faster drying turf course with deeper root growth for extended durability.

As a leader in the pari-mutuel industry IICPN understands the many diverse challenges facing horse racing. These challenges which have gained national exposure and attention are not new, nor unique to Penn National, or for that matter any of the racetracks in the Commonwealth. In its continuing efforts to maintain its leadership role and commitment to racing, Penn National Gaming introduced its "Horsemen's Guide" (enclosed) in 2011, for all its pari-mutuel facilities. The Guide is updated and revised annually, details national and local integrity standards and clearly states the expectations HCPN has of those wishing to participate and those participating at its facility. The "Guide" is a detailed publication giving horsemen direction and information when racing at Penn National.

Our concern with the humane treatment of our equine population has resulted in a corporate wide policy on horse slaughter with penalties for those who violate the policy. In furtherance of our commitment in this area, Penn National has donated \$50,000 over a four-year span to various horse retirement programs for the PA HBPA, including New Start, CANTER of PA, and ReRun.

Additionally, the Penn National Gaming tracks have been at the forefront of the battle for the adoption of unified medication rules as recommended by the Racing Medication Testing Consortium (RMTC) which would limit the use of therapeutic medications in horse racing. Penn National was also the first Thoroughbred track in the Commonwealth to utilize an independent contractor to administer furosemide (Lasix) on race day.

The pari-mutuel industry has endured significant change over the past 20 years, with Pennsylvania being at the forefront in many of these areas.

Intrastate, and then interstate simulcasting exploded in the 1980's and early 1990's bringing greater choice to racing customers and providing new distribution outlets and revenue opportunities to Pennsylvania racetracks and horsemen.

A new breed of Off-Track Wagering (OTW) was developed and perfected in Pennsylvania through track owned OTWs featuring dining facilities and sports bar amenities – shattering the previous, undesirable and now defunct OTB model that had been developed in New York State. Penn National was a trailblazer in the development of OTWs both in central Pennsylvania and, through its prior ownership of Pocono Downs, in the northeastern portion of the state. Over the years the convenience of wagering from home via the phone or internet has grown at the detriment of the OTW's. The expense of the brick and mortar facilities has become burdensome and needs to be closely scrutinized if it is to continue in a profitable fashion in the future.

First telephone account wagering, and later wagering via computers and the Internet, provided yet another valuable distribution tool for Pennsylvania racetracks and were a response to the continuing change in preferences of increased information and access by the horse racing fan. Penn National's Telebet, a live telephone operator service, was one of the first operations of its type in North America.

The evolution of increased off-site distribution forged by Pennsylvania since the 1980's has been emulated in many other states with similar growth trajectories. This cycle of change has redefined the current horse racing business model in many ways from economics to customer wagering and

viewing habits. Given these developments have occurred over a 20-year time span many of these innovations have reached maturity status and are now in decline, both in Pennsylvania and nationally.

Today, handle on horse racing nationally is generated in most jurisdictions not on live racing occurring at the racetrack, but on simulcast horse (or dog) racing being broadcast into these facilities and through off-site distribution channels. The 2016 Jockey Club Fact Book indicated that despite the growth in total handle (up 1.2% from 2014) only \$1.12 billion (down 0.95% from 2014) of the \$10.67 billion wagered on Thoroughbred Racing in the United States was generated through live racing at on-track sources. (Exhibit 1) The remainder was generated away from the racetrack, in many places by third parties that may or may not have significant links or vested economic interests in the racing industry, adding yet another competitive layer of complexity to the industry puzzle.

Given greater consumer choices and usage channels, and a significant imbalance in terms of supply, handle and attendance has been noticeable at not only racetracks in the Commonwealth, but across the nation. Again, we refer to the 2016 Jockey Club Fact Book reports on pari-mutuel handle trends, Average Field Size, Starts Per horse and Foal Crops as proof of these continued downward trends (see Exhibit 1).

While being highlighted nationally as a strong racing state, Pennsylvania saw a drop in foal crop, again in 2015. For the fifth consecutive year, the foal crop dropped from a high of 1,533 in 2010 to 607 in 2015. While the North American Foal crop had dwindled as well over the last several years, the percentage of Pennsylvania registered foals has dropped from 5.5% in 2010 to 2.8% in 2015 (see Exhibit 1). Additionally, the number of mares bred and stallions standing in the State of Pennsylvania have also been in decline since 2009 (see Exhibit 1).

These numbers point to Pennsylvania racing hitting a plateau and future growth will be difficult unless changes are made. Pennsylvania Racetracks and Horsemen needs to take a serious look at the number of racing dates that are being conducted in the Commonwealth. A potential circuit among the tracks could help grow field size, increase purses and create a superior product. Field size has unequivocally been shown to have a great impact on handle with larger fields generating larger handles.

Among Thoroughbred racetracks, competition for quality and optimum numbers of available racehorses to fill race cards is a challenge, even with purse (prize) money increasing due to alternative gaming revenue sources. One only needs to look at the above mentioned national and local trends to see the reasons why. The introduction of Act 71 and the significant influx of funding from slot machine gaming dollars to purse and breeders funds has created the opportunity to significantly increase earning opportunities for horse owners, breeders and trainers, allowing Pennsylvania to move up in stature among not only racetracks in the competitive Mid Atlantic Region but among tracks on the national landscape as well.

Despite the challenges racetracks face in attracting customers to its brick and mortar facilities, Penn National continues to strategically invest in its facility to expand the market and offer customers and horsemen a first class experience. HCPN made a significant capital investment in a state of the art High Definition Video Production equipment for the production and dissemination of its live racing product. HCPN joins only a handful of tracks across America who have made such a substantial investment to supply superior quality video to its racing fans. Additionally a new graphics package was introduced with the high definition rollout.

With respect to Horsemen issues, Penn National is proud of the relationship it has fostered with the PA HBPA. We have worked with them on a number of major initiatives that we feel will greatly benefit racing in the Commonwealth. Foremost among these is the creation of a stakes schedule in

2013 centered around marquee events and featured the inaugural running of the \$500,000 Penn Mile. This partnership has continued into 2016 with a renewal of the stakes program and the fourth running of the Penn Mile. Additionally, HCPN has partnered with the PA HBPA in such success events as the Ostrich and Camel Racing and the newly revised World Series of Handicapping. In Part II of the following report, the planning and results of the most recent two runnings of this event will be detailed and we hope this day will continue to succeed in the future and help bolster racing at IICPN and in the Commonwealth as a whole.

The Pennsylvania State Department of Agriculture and the Gaming Control Board have asked racetrack operators in the state to detail the impact of Act 71 as it relates to facility investments and improvements, existing and future marketing and promotional efforts regarding horse racing, on-track attendance for live racing and benchmarks for breeding, racing and handle. Penn National Race Course is pleased to present the enclosed information which illustrates the many diverse impacts of casino gaming on horse racing at HCPN and will be responding in the order as presented by the Department of Agriculture's previously distributed outline.

PART I LIVE ATTENDANCE

1. Furnish documentation of how the introduction of slot machine gaming at the licensed racetrack has enhanced live racing by increasing live attendance over the calendar year.

A. Total attendance statistics – daily, monthly and annually

Total attendance statistics for Hollywood Casino at Penn National Race Course (herein referred to as "IICPN") (Grantville) and the three Off-Track Wagering facilities are enclosed (see Exhibit 2) for 2015.

Attendance is presented on a day-to-day basis along with monthly totals. (Exhibit 2)

Annual attendance for each facility is as follows for the past three years:

	2015	2014	2015-2014 % Change
Grantville	247,791	273,296	-9.33%
Lancaster OTW	32,469	34,912	-6.99%
Reading OTW	25,347 *	38,541	-34.0%
York OTW	47,453	56,372	-15.82%

*Reading OTW closed August 31, 2015

B. Description of the general demeanor and qualities of facility and amenities.

As of February 2008, Live Horse Racing and Simulcast Wagering have been conducted within the state of the art, \$325 million facility at IICPN. Some of the facility features include:

- Over 70 separate wagering locations with Sportech wagering terminals offering either manned tellers or self-service capabilities.

- Over 110 flat screen, LCD monitors (many of which were replaced in January of 2015) capable of showing High Definition racing and sporting events (where offered.) Live racing from IICPN is now shown on monitors in HD on the casino floor and in the popular Skybox sports bar.
- The 450-seat Mountainview dining room overlooking the racetrack is open every live racing night. Each table includes an individual television monitor with many also offering touch screen, table top wagering machines.
- Our box seat area accommodates 256 guests. Public seating is available to the general population free of charge with box seats available for sale on a nightly or annual basis.
- The 150-seat simulcast tele-theater features individual handicapper work stations, 24 55" flat-screen LCD monitors, 12 additional 32" flat-screen TVs and 16 tabletop wagering terminals and a food service area.
- The Paddock Café, an 80+ seat lounge located adjacent to our Paddock/Walking Ring features wagering terminals, program sales, flat-screen televisions, a food court and easy access to the box seats and Mountainview dining.
- An expansive outdoor apron area provides up-close viewing of the Paddock and racing for guests with dozens of picnic tables and other seating options. There is easy access to expanded wagering terminals. Increased food and beverage options have been implemented over the last year, including a food truck on the apron that is open weekends over the summer.
- The \$200,000 stairway from the box seats and Mountainview dining room to the Paddock Café area was added in 2011 and affords customers and horsemen easy access to the paddock and walking ring area.
- On the racing side, HCPN offers a one-mile dirt track, a seven-eighths mile turf course (the first one constructed in the state) and offers year-round stabling for approximately 1,100 horses in 25 barns. As part of its agreement with the PA HBPA to conform to the backstretch improvement provisions of Act 71, HCPN has constructed 13 new barns since mid-2008. IICPN entered into a 10-year, \$10 million backstretch capital improvement program in consultation with PA HBPA.

C. Description of appropriate signage and information so patrons can easily access and utilize racing facilities.

Exhibit 3 provides photographs of some of the signage within the HCPNRC facility relating to horse racing. The integrated racing and gaming facility provides easy access from the first floor gaming area to the second and third floor dedicated racing sections. In addition, the facility has convenient and direct access off the casino floor to the outside racing areas.

Guests of the racetrack can conveniently park in the modern 2,500 car parking garage which provides direct access to the second floor Mountainview Dining Room and Simulcast Teletheater level facilities and to the third floor box seat level.

D. Description of changes to physical plant.

The original grandstand building at HCPN was razed in 2006 and was replaced in its entirety with a \$325 million state of the art, integrated racing and casino gaming facility. All amenities for racing guests, racing officials and jockeys were part of this new construction.

HCPN introduced Table Games in July 2010. Currently there are over 2,400 slot machines on the gaming floor in addition to 64 table games and 16 poker tables. Television monitors dedicated to horse racing are located throughout the casino.

In 2015 HCPN, in cooperation with the PA IIBPA opened the newly constructed \$775,000, 25 room, 50 bed grooms' dormitory. The climate controlled facility offers accommodations for men and women and a common area for social gatherings. To date the facility is approximately 55% occupied. Also in 2016, HCPN is in the process of building another new barn, at a cost of \$380,000 bringing the total number constructed since 2008 to 14. One additional barn is slated for 2017.

Other upgrades and improvements for 2015; \$42,000 to replace numerous flat screen TV's in the simulcast areas, \$6,200 to replace saunas in the men's jockey facility and over \$25,000 in tractor and on-track equipment upgrades. Additionally, HCPN has begun a project to replace the existing film patrol cameras with remotely operated cameras. To date two of the six cameras have been replaced at a cost of \$35,000 with the balance scheduled for 2017. HCPN is also awaiting delivery of a new turf rail, purchased in the spring at a cost of \$44,000.

2. *Describe plans to improve attendance at licensee's racetrack over the successive calendar year in addition to a marketing plan that includes:*

A. **Planned promotional programs to attract patronage**

Beginning in 2013, HCPN restructured its stakes program to create two "Marquee Event Days", Penn Mile Day (run between the Preakness Stakes and the Belmont Stakes) and The Holiday Racing Festival, formerly known as Fabulous Strike Day (run in late fall). Marquee Event Days such as the Breeders' Cup, Maryland Million Day, Charlestown Classic have been proven across the racing industry to increase awareness and excitement, both locally and nationally for the host track. Awareness of this type has become extremely important as almost 90% of live handle is generated by off-track simulcast facilities.

In 2012, the open HCPN stakes schedule consisted of 12 races, all with purses between \$75,000 - \$200,000, and split out over five days. In contrast, the 2016 HCPN stakes schedule was a radical departure, consisting of six open stakes races split over only two days, including three \$200,000 stakes races, and the premier race for HCPN, the \$500,000 Penn Mile. The idea being that in order to make a splash on both a regional and national level, it would be necessary to create a day that could lure some of the top horses, trainers, and jockeys in the country to HCPN.

HCPN continues to put a major marketing and advertising efforts behind the Marquee Event Days, including advertising nationally with the following major print, online, and TV outlets: Daily Racing Form, Paulick Report, Horse Racing Radio Network (HRRN), and TVG2. Locally, the Penn Mile was advertised in the Patriot News, on select Cumulus Radio stations, online at www.hcpn.com/racing, via on-track signage (starting gate, finish line, building, racing program), and also via the HCPN international simulcast TV feed.

The inaugural Penn Mile Day was a rousing success. The race attracted three graded stakes winners, a horse from the Kentucky Derby, and four of the best jockeys in the country - Hall of Famers John Velazquez and Edgar Prado, 2013 Kentucky Derby winning jockey Joel Rosario, and Javier Castellano. The impressive winner was Rydilluc for trainer Gary Contessa.

HCPNRC shattered all of its previous handle records. All-sources wagering on the Penn Mile race itself was \$1,139,478, making it far and away the largest single-race handle in the 40-year history of the track. The previous record was the Pennsylvania Governor's Cup Handicap on August 1, 2009, which handled \$377,365.

Total all-sources wagering on the entire ten-race card at Penn National was \$3,658,996, shattering the previous all-sources handle record for a single card of \$2,173,921, which was set on December 26, 1998.

The second renewal of Penn Mile Day, on May 31, 2014, saw similar successes, attracting numerous graded stakes winning horses such as, eventual winner, Bobby's Kitten, who went on to win the prestigious 2014 Breeders' Cup Turf

Sprint and propel the Penn Mile to Grade 3 status by the North American Graded Stakes Committee, an achievement rarely done in just two runnings.

The third running of the Penn Mile (first with Graded Status) on May 30, 2015 set the new standard for racing at HCPNRC by attracting horses from every major racing jurisdiction in the U.S., such as Kentucky Derby contender Ocho Ocho Ocho and Papacoolpapacool from California, My Point Exactly from Florida, Granny's Kitten and Tuba from Kentucky and eventual winner Force the Pass from New York.

The full fields and quality, competitive races forged the way for a setting NEW single race and single day handle records \$1.25mm and \$3.86mm respectively.

The fourth running of the Grade 3 Penn Mile on June 4, 2016, attracted one of the most competitive fields of horses ever run at Penn National including the Breeders' Cup Filly Juvenile Turf Champion Catch a Glimpse. On her way to her sixth consecutive Graded Stakes victory, the Mark Casse trained filly out ran six other horses representing some of the most recognized owners, trainers and jockeys in the industry, including trainers Todd Pletcher, Mike Make Thomas Albertrani, Chad Brown and jockeys Florent Geroux, Joel Rosario and Javier Castellano.

HCPN looks to continue building on the success and excitement generated by the Penn Mile in the coming years.

The second of two major stakes nights planned for 2015, The Holiday Racing Festival was also a great success, not only for HCPN but for the PA Breeding industry as well, as all three stakes on the card were won by PA Breds, Favorite Talc, Page McKenney and Behrnik's Bank. The 2015 Holiday Racing Festival was well supported by the betting public with a total handle for the day in excess of \$2.1 million.

Additionally, in 2015 and continued into 2016, HCPN introduce exhibition Camel and Ostrich racing to the Central PA area. The inaugural event held on June 5, became an instant fan favorite as patrons literally filled the trackside apron, in what was described by one long time employee as the "largest crowd on the apron since the concerts in the late seventies" The 2016 event duplicated the success, drawing families and non-racing fans to the facility for the first time.

Additional promotional activities currently planned are as follows:

- The Budweiser Clydesdales will be on track on late June and are always a crowd favorite.
- Penn National continues its agreement with the Television Games Network "TVG", the largest broadcaster of live racing in the country showing HCPN races and giving the racing product expanded coverage.

- The World Series of Handicapping (WSH) is the oldest handicapping contest in the country (started in 1977) and for 2016 has expanded to include satellite qualifying tournaments that will lead to a final event in November which will award two berths to the National Handicapping Championship to be held in January 2017 in Las Vegas.
- HCPNRC has hosted several editions of the FERENTRI (International Federation of Amateur Riders) events
- HCPN, its OTWs and Ebet/Telebet have a guest loyalty program "Players Choice" where guests may earn points redeemable for wagering vouchers and programs/handicapping materials. Approximately 30% of total handle annually is tracked through this program.
- In order to heighten the on-track excitement for the Triple Crown, HCPN offers special promotions and restaurant offerings during each leg, the Kentucky Derby, Preakness, and Belmont Stakes.

In 2012, HCPN launched a new online Advanced Deposit Wagering (ADW) site, www.ebetusa.com. Based on the success of EBetUSA, HCPN has created and will transition to a new ADW platform, www.hollywoodraces.com in 2016. The new [hollywoodraces.com](http://www.hollywoodraces.com) will offer a multitude of new features and improvements to provide for a more customer friendly experience including a refreshed look and home page as well as a mobile app available for both I-phone and android users.

Please see Exhibit 4 for various items related to the Penn Mile, Holiday Racing Festival, The World Series of Handicapping and other promotional events, including advertisements, on-track signage, previews of races, photos and recap articles.

B. Plans for public awareness and outreach

Please see Part I, Section 2 to read about many of the public awareness and outreach plans HCPN put into motion.

- In 2015, HCPNRC began a "Grass Roots" community awareness and promotional program with charitable organizations such as Susquehanna Service Dogs, R.A.C.E. Fund Horse Retirement and Manada Creek Pony Club. Charitable Organizations are invited to attend and promote their programs on our major racing days in exchange for their messaging their social media followership about their attendance at the event.
- Additionally, in 2016 HCPN expanded the Ostrich and Camel racing program to include Charitable Organizations from Dauphin, Lebanon and Schuylkill Counties. Those charities include Sexual Assault Resource and Counseling Center, Domestic Violence Intervention of Lebanon County, Hamilton Healthcare Baby Love Addiction and Pregnancy Services and Schuylkill Women in Crisis.

- Also in 2015, HCPN introduce the Saturday Sunrise program in cooperation with the PA HBPA. The program scheduled for one Saturday morning each month during the summer, invites racing fans of all ages to come out and watch morning training and meet owners, trainers and jockeys in a casual setting while enjoying a free continental breakfast. This program continues through 2016 and has drawn a mixed crowd of racing fans and perspective owners.
- HCPN continues to utilize social media such as Facebook, Twitter and YouTube pages to help promote the racing product. The Facebook page, in particular, has been greatly received by fans, with numerous updates each week and lots of fan interaction (see Exhibit 5)
- HCPN continues to advertise its big horse racing events in the Patriot-News, a Harrisburg newspaper with a circulation in excess of 490,000 readers. This advertising is utilized to help promote specific big racing events at Penn National like the Penn Mile this past June (see Exhibit 4).
- HCPN sends out monthly mailers to approximately 50,000 people and each mailer contains information about racing.

C. Proposed changes to physical plant (if any)

Please see Part I, Section I.

PART II HANDLE

1. *Furnish documentation of how the introduction of slot machine gaming at the licensed racetracks has enhanced live racing by increasing live handle over the calendar year. Please include the following:*

- A. Total amount of live handle wagered on races conducted by licensee.**
1. On-track
 2. Off-Track
 3. Account Wagering
 4. Other Guest Locations

Please see Exhibit 6 for detailed statistics in all the above mentioned categories for calendar years 2015, 2014, 2013, 2012, 2011, 2010 and 2009.

- B. Total amount wagered on simulcast races received by the licensee**
1. On-Track
 2. Off-Track
 3. Account Wagering

Please see Exhibit 6 for detailed statistics in all the above mentioned categories for calendar years 2015, 2014, 2013, 2012, 2011, 2010 and 2009.

2. Describe plans to increase live handle and simulcast handle with both licensee and at guest locations. UPDATE

Please see Exhibit 6

While 2014 was a year of decline from a handle stand point. All-sources handle on races run at Hollywood Casino at Penn National Race Course in 2015 increased .8% to \$176,804,490 versus the \$175,318,294 wagered in 2014. Albeit small, the increase is significant as it was achieved with 184 less races. The decision to conduct fewer races was calculated and determined, knowing that fewer races would increase field size (7.5 compared to 7.2 in 2014). The increase in field size not only creates more "bettable" races for the gaming public but also allows us to maintain wagering pools such as superfectas and show wagers, lost when the number of starters drops.

Despite the increase in Live All Sources handle, Total O-n-site handle decreased by 21%, to \$57,394,769 from \$73,342,643 in 2014. The decreases in handle are representative of several factors that affected business levels in 2015 from race day cancellations to contract disputes that eliminated simulcasting products from some of the most popular winter racing venues such as Santa Anita, Gulfstream Park and Tampa Bay Downs that were mentioned in the 2014 report.

Additionally, On-site handle continues to decline due to the lack of racing inventory as demonstrated in Exhibit 1, which shows another drop of almost 5.5% in the total number of races run in North America for 2015, combined with continued trend fewer starters per race. Continued development of the "on track" product has become increasingly important as the availability of the simulcast product dwindles. HCPN will continue to market and grow its Marquee Race Days and working on the strategies out lined in Part I Section 2.

PART III NATIVE BREEDING INDUSTRY UPDATE

1. *Furnish documentation of how the introduction of slot machine gaming at the licensed racetrack has enhanced live racing by increasing the number of PA-bred or PA-sired horses participating in races at track over the calendar year. Please include the following:*

A. **Total of individual PA-bred/sired horses competing at racetrack, total number of starts these horses made and total purses earned.**

In 2015 a total of 1,228 individual PA-bred/sired horses competed at Hollywood Casino at Penn National Race Course. These horses won 618 races, made a total of 5,323 starts and earned \$14,614,821. While reduced from the numbers seen in 2014, PA Bred horses continue to win 41.61% of the races contest at HCPN.

- B. Percentage of the whole that these PA-bred/sired horses contribute to the total number of horses competing at its track, the percentage of the whole as to total number of starts made, the percentage of the whole of purses earned.**

Statistics are not kept as to individual horses competing at HCPNRC. In 2015 a total of 11,131 starts were made at HCPN, PA-bred/sired horses made up 47.82% (down slightly from 2014 at 48.86) of that total. Total purses distributed at HCPN in 2015 were \$28,372,850 with PA-bred/sired horses earning \$14,614,821 or 51.50%.

- C. Total number of races restricting entry to PA-bred or PA-sired horses and total purses paid in restricted races.**

In 2015 a total of 181 races were restricted to Pa-bred/sired horses. There were 176 overnight races and 5 stake races for a total purse distribution of \$14,614,821.

Exhibit 7 documents information regarding PA-bred/sired races from 2007 through 2015. Information for these statistics was provided by the Pennsylvania Thoroughbred Breeders Association and the HCPN Horsemen's Bookkeeper utilizing information provided by InCompass Solutions.

- 2. Describe plans to increase participation of PA-bred or PA-sired horses and total purses paid in restricted races.**

As is clearly evident by the number of races written and won by Pennsylvania bred horses in 2014 and 2015, HCPN has, and will continue to be, an active partner with the Commonwealth's Thoroughbred Breeders and Horsemen in the promotion and advocacy of state-bred racing opportunities. HCPN desires a strong PA-bred racing program that can produce an adequate quantity of quality racehorses that are competitive not only against other PA-bred horses, but also against open company. A strong PA-bred program benefits all facets of the horse industry in the state and stimulates interest among the wagering public.

In addition to being an active member of the PA Breeders Advisory Committee, HCPN offers many advantages to state-bred/sired horses competing here on a year-round basis. Those current advantages include:

- In concert with the PA HBPA and the PA Breeders, HCPN put on PA Owners Appreciation Day in September of each year, with all races having enhanced purses and preference to horses that have a history of racing at HCPN.
- The 2016 PA Owners Appreciation Day is still in the planning phase, but will include the same enhancements and similar preferences as to those in 2015.
- Each Penn Mile Day, stakes and overnight races restricted to PA Breds are carded in order to help promote on a national stage the best horses and stallions that PA has to offer.
- Up to two (2) races per day in the Condition Book written exclusively for PA-bred horses;

- Per statute, any race with at least eight (8) separate PA-bred entrants is closed exclusively for PA-breds;
- PA-breds receive preference in entering of horses at HCPN;
- A 20% additional bonus in purse money for owners of a PA-bred horse competing at HCPNRC.

Opportunities for PA-bred horses at HCPN continued to on pace in 2015 as a percentage of the total racing product despite the reducing the total number of races. A total of 181 races were carded exclusively for PA-bred horses – six times the number of racing opportunities for PA-breds since 2007.

HCPN is extremely appreciative of the role the PA-Bred horses have taken by becoming an increasing portion of our racing product. In this time of constriction in the industry, it is a testament to the PA Breeders' hard work, as the PA-Bred horses going to the race track are one of the few growth sectors in the industry.

HCPN requests that the Racing Commission and Gaming Board contact the PA Breeders Association and request any additional information it deems important to supplement information that may have been omitted from this report. In addition, HCPN welcomes any feedback and proactive actions by the Thoroughbred Breeders to stimulate horse ownership and interest.

PART IV CLASS

1. *Furnish documentation of how the introduction of slot machine gaming at the licensed racetrack has enhanced live racing by improving the quality in the class of races over the calendar year. Please include the following:*

- Type of race
- Number of Races
- Number of Starters
- Purses Paid

See Exhibit 8 for a detailed chart of this information from 2007 (pre-slot machine gaming at PNRC) through 2015.

Also included is a chart of Claiming Activity (Exhibit 8) at HCPN from 2007 through 2014. This benchmark shows that there is still a strong interest in ownership of racchorses and that the economics of horse ownership are geared towards allowing individuals to invest in the industry through the claiming route. The number of claims has increased over 200% from 2007 to 2015, dollars spent on claims has increased 300% from 2007 to 2015. The quality of races is also shown significant increases in the average claiming price from 2007 to 2015.

2. *Describe plans to improve class of horses in races for successive calendar year.*

Since 2007 average daily purse distribution has increased from \$70,000 to \$188,000 in 2012. In 2014 average daily distribution dropped to \$165,000 as purse revenues from all sources face increasing pressure and competition. The early increases in daily purses has brought an influx in not only an increased quantity of horses to race at HCPN, but a noticeable improvement in the overall quality of horses competing at the racetrack. This quality has not waned despite the decrease in 2014 and actually continues to grow in 2015 as evidenced by the increase in the number of allowance and optional allowance races run year over year. This is illustrated in Exhibit 8.

HCPN has been transitioning its racing program from a predominately lower level claiming/conditioned racing product to a mid-level claiming and allowance racing format. New trainers and horses from around the country have applied and received stalls and interest continues to be high with new racing operations arriving daily. HCPN works closely with the PA-HBPA in order to create a balanced racing program and equitable purse distribution. Many of the lowest level claiming categories have been eliminated, and efforts will continue to refine the qualifying conditions throughout 2015 and going forward.

In 2012 HCPN and the PA-HBPA agreed to, the largest stakes program at HCPN in over a decade. This included the richest race ever at HCPNRC, the \$500,000 Penn Mile, as detailed in Part I, Section 2. In 2015, the open stakes program was \$1.4 million, a slight reduction from the \$1.45 million offered in 2012 and 2013, but still ahead of the \$1.3 million in 2011 and \$720,000 in 2010. The 2015 the stakes schedule was scaled back slightly in value to stay consistent with the reductions in available purse dollars. HCPN is still in the lower echelon within the region in allocation of total available purses for stakes.

Despite the larger purses in recent years, HCPN must still compete against many other regional racetracks with enhanced purse supplements as well as large overlaps in racing dates. Competition in the Mid-Atlantic region is fierce for available, quality horses, with 11 thoroughbred racetracks within a four-hour radius of HCPN.

Even with the influx of available purse funds over recent history, trends in Thoroughbred breeding and training philosophies are cutting down on the number of horses available to race. This trend will cause continued problems for all racetracks going forward to offer competitive, quality races with adequate field sizes to generate wagering interest from racing customers. Through 2012, 2013, 2014 and 2015, national field size took a precipitous drop and continues to be a major concern on a daily basis.

Through 2015, average field size for the year at HCPN was 7.50, a, increase over 2014, but as mentioned earlier, driven by reduction in total number of races.

HCPN, and Penn National Gaming strongly believes that the horse racing industry, not only in Pennsylvania, but in the Mid-Atlantic region and nationally must seriously look at the number of live racing dates being offered, the available horses to fill those race cards and come to some coordinated effort to improve the wagering handle on races while also balancing the economic realities of horse ownership. Racing date mandates based on artificial numbers, not marketplace realities are detrimental in the long run in producing a quality product which is attractive to the wagering public.

HCPN is willing to take a leadership role in this area but needs the cooperation of other tracks, horsemen and racing commissions in order to make this effort succeed. To that end Penn National is involved in discussions with other Mid-Atlantic racing entities regarding coordinating stakes, racing dates and condition book information.

PART V. RESIDENCE

I. *Furnish documentation of how the introduction of slot machine gaming at the licensed racetrack has enhanced live racing by increasing the number of PA residents participating in the Commonwealth's racing industry throughout the calendar year. Please include the following:*

A. Number of PA residents participating at the track as owners and trainers

In 2015 a total of 685 individuals listed as owners and/or trainers had registered accounts with the HCPN Horsemen's Bookkeeper with a Pennsylvania address. Another 92 Jockey accounts had PA addresses.

Exhibit 9 details the PA/Non-PA resident information for participants in racing at Penn National Race Course from 2007-2015.

B. Percentage of the whole that PA residents contribute to the total number of owners and trainers.

In 2015 there were a total of 2,056 registered owners-trainers in the Horsemen's Bookkeeper system. PA residents accounted for 33% of those accounts (685).

In 2015 there were a total of 239 Jockey Accounts with 92 (38%) being PA residents.

Exhibit 9 details the PA/Non-PA resident information for participants in racing at Penn National Race Course from 2007-2015.

C. Total purse earnings of PA residents at track of owners (as determined by address of stable or lead owner) and trainers.

PA resident owners-trainers earned \$15,398,675 in purses in 2015 at HCPN. Total earnings by PA resident jockeys at HCPN in 2014 were \$2,296,415.

Exhibit 9 provides a breakdown of PA and Non-PA resident accounts for Jockeys and Trainers/Owners in our Horsemen's Bookkeeper System for 2007 through 2015.

D. Estimated amount of purse earnings of non-PA residents stabling horses at the track.

This is not an easily identifiable number, however, of the 87 individual trainers currently stabled on the grounds of HCPN, a total of 80 (92%) are PA residents.

2. *Provide strategy to increase participation of Pennsylvania residents in the PA racing industry for successive calendar year.*

HCPN feels that many of the improvements to the physical plant in the clubhouse, grandstand, and backstretch, have made HCPN more attractive for horse owners. Without question the influx of increase purses from Slot Machine Gaming has greatly benefited horse owners in making the cost proposition of horse ownership more attractive.

The creation of our marquee stakes events, like the \$500,000 Penn Mile, detailed in Part I, Section 2, and days like PA Owners Appreciation Day and detailed in Part III, Section 2, are focused on raising the profile of HCPN to PA residents in addition to providing them with additional opportunities to race horses bred in the Commonwealth and sired by stallions currently standing in the Commonwealth.

The statistics in Part III (Native Breeding Industry) clearly demonstrate that we are a leader in the Commonwealth in terms of opportunities on a daily basis for Pennsylvania-bred horses to compete for excellent purses. It follows that the majority of those racing PA-bred horses will be PA residents.

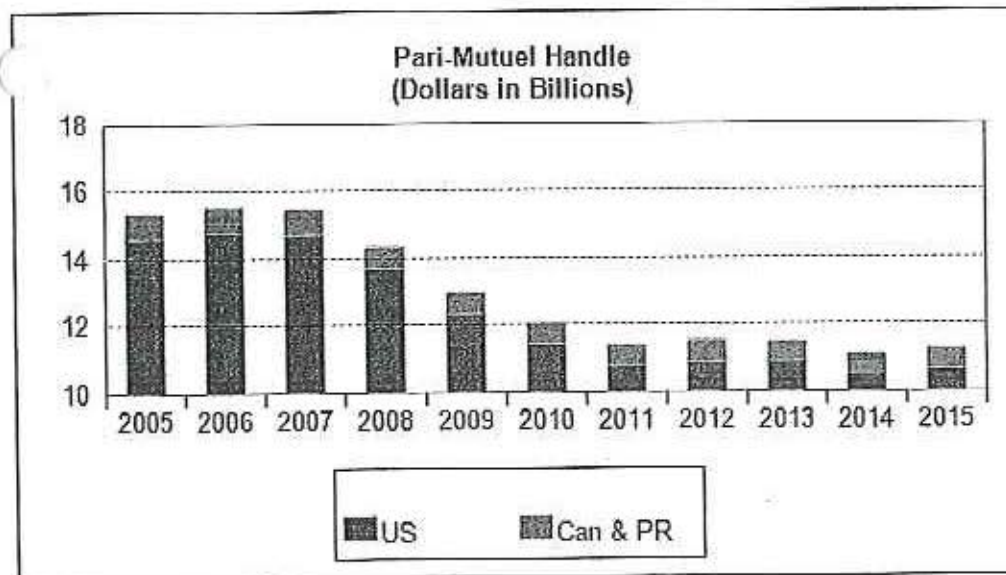
HCPN feels that programs designed for horse ownership should also be a priority of the PA-HBPA and the Pennsylvania Thoroughbred Breeders. Seminars on ownership, meeting individuals such as trainers and breeders, tours of facilities, websites or information brochures on how to become an owner or how to purchase a racehorse are all opportunities that could be explored and have been utilized successfully at other racetracks and jurisdictions. HCPN would be happy to work with the PA-HBPA and the Thoroughbred Breeders on constructive programs to encourage horse ownership in general, and specifically to PA residents.

While we fully understand the intent to focus on the benefits of the racing program at HCPN towards existing residents of the Commonwealth, we hope that the Department of Agriculture, the Gaming Board and elected officials take a much broader view of the impact of slot machine gaming, and table games, on the horse racing industry in Pennsylvania.

Out-of-state owners and trainers make purchases in Pennsylvania, pay taxes in the state and employ individuals who work in the state. If their experience is a positive one, these out-of-state residents will expand their commitment to Pennsylvania racing or may soon become permanent residents of the Commonwealth and establish even stronger economic ties to the state. Given HCPN's close proximity to Delaware, Maryland, New Jersey, New York, Virginia and West Virginia we are fortunate to have a steady influx of horsemen, owners, breeders and jockeys competing at our facility. This influx is positive for the overall racing program in creating diversity and improving the quality of the racing, which may grow attendance and handle. These out-of-state individuals will also purchase PA-bred horses, stable, board and breed their horses in the state, claim horses at PA tracks from PA-based trainers and owners and provide significant value to the racing programs at all PA racetracks. We view all of these activities as beneficial in the long-term for the Commonwealth of Pennsylvania.

HCPNRC and Penn National Gaming, Inc. greatly appreciate the opportunity to address both the Pennsylvania State Horse Racing Commission and the Pennsylvania Gaming Control Board in detailing our past, current and future efforts as it relates to the investment and improvement of horse racing at Penn National Race Course and for horse racing in general in the Commonwealth.

PARI-MUTUEL HANDLE

[Go Back](#)

Pari-Mutuel Handle

UNITED STATES*

CANADA*

PUERTO RICO*

Year	UNITED STATES*				CANADA*			PUERTO RICO*			Total*
	On Track	Off Track	Total	% Change	On Track	Off Track	Total	On Track	Off Track	Total	
1990	-	-	9,385	1.1	-	-	823	-	-	-	10,208
91	-	-	9,393	0.1	-	-	804	-	-	-	10,198
1992	-	-	9,639	2.6	-	-	770	-	-	-	10,409
1993	-	-	9,600	-0.4	-	-	731	-	-	-	10,331
1994	-	-	9,897	3.1	-	-	681	-	-	-	10,578
1995	-	-	10,429	5.4	-	-	795	-	-	-	11,224
1996	2,944	8,683	11,627	11.5	259	383	642	10	257	267	12,536
1997	2,703	9,839	12,542	7.9	217	310	527	9	249	258	13,327
1998	2,498	10,617	13,115	4.6	188	310	498	7	185	192	13,805
1999	2,359	11,365	13,724	4.6	161	278	439	7	238	245	14,408
2000	2,270	12,051	14,321	4.4	150	325	475	10	236	246	15,042
2001	2,112	12,487	14,599	1.9	153	387	540	8	208	216	15,355
2002	2,029	13,033	15,062	3.2	153	414	567	8	221	229	15,858
2003	1,902	13,278	15,180	0.8	139	397	536	8	218	226	15,942
2004	1,860	13,239	15,099	-0.5	137	364	501	8	228	236	15,836
2005	1,741	12,820	14,561	-3.6	144	424	568	8	239	247	15,376
2006	1,688	13,097	14,785	1.5	109	419	528	8	229	237	15,550
2007	1,670	13,055	14,725	-0.4	132	375	507	8	206	214	15,446
2008	1,489	12,173	13,662	-7.2	96	393	489	7	188	195	14,346
09	1,325	10,990	12,315	-9.9	87	403	490	6	162	168	12,973
2010	1,199	10,220	11,419	-7.3	78	425	503	5	149	154	12,076
2011	1,229	9,541	10,770	-5.7	73	449	522	5	140	145	11,437
2012	1,239	9,643	10,882	1.0	70	486	556	6	127	133	11,571

6/15/2016		www.jockeyclub.com/factbook/handle.asp?print=Y§ion=8&add=										
2013	1,185	9,692	10,877	-0.0	58	431	489	5	113	118	11,484	
2014	1,175	9,377	10,552	-3.0	56	414	470	4	94	98	11,120	
2015	1,122	9,553	10,675	1.2	47	470	517	4	94	98	11,290	

* Dollars in millions

Note: There was a \$9 million reconciliation (.085%) in total handle for 2010.

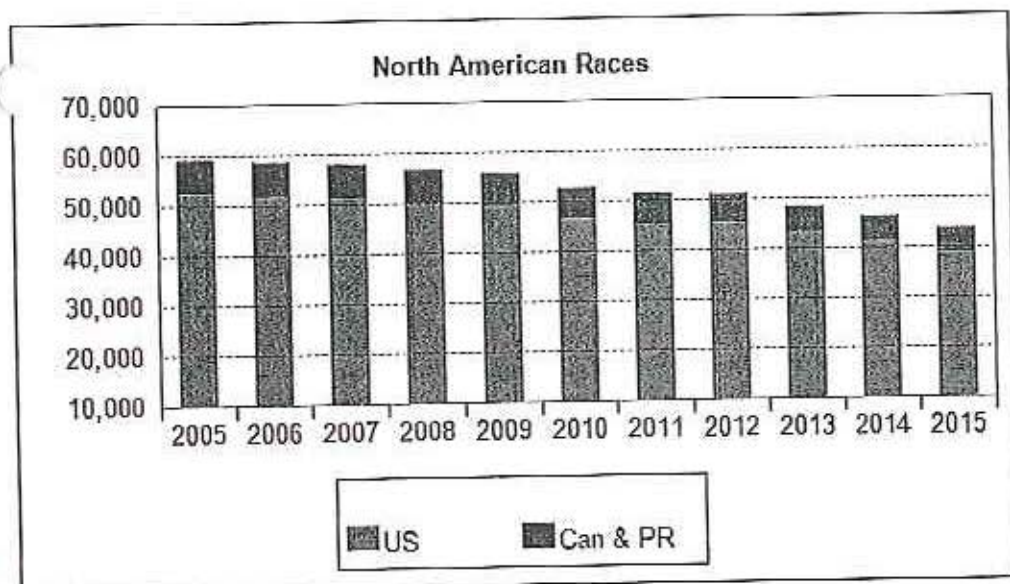
Wagering totals for the U.S., Canada and Puerto Rico include wagering from all sources on race days with at least one Thoroughbred race as reported to Equibase.

In some instances, totals may not equal the sum of on-track and off-track figures due to rounding.

Includes worldwide commingled wagers on races in the U.S., Canada and Puerto Rico and separate pool wagering on U.S. races.

Sources: Equibase Company LLC, CHIRIMS (Comprehensive Horse Racing Information Management Systems), and Hipodromo Camarero

NUMBER OF RACES

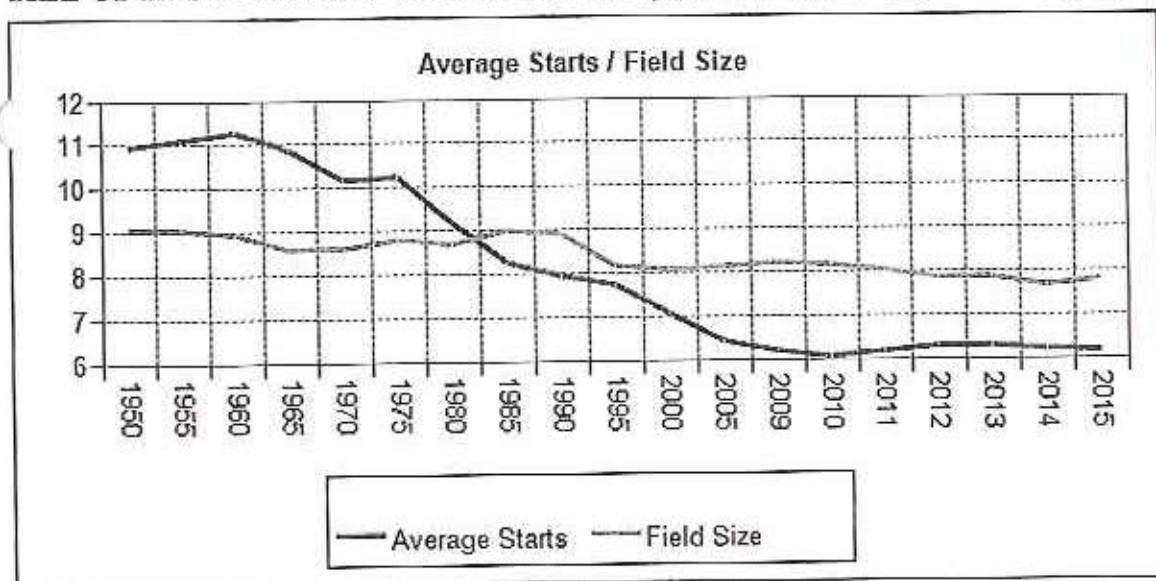
[Go Back](#)

Number of Races

North American Races by Decade

Year	United States	Percent Change	Canada	Puerto Rico	Total	Total Percent Change
1989	74,071	4.3	7,329	1,308	82,708	3.9
1990	72,664	-1.9	7,307	1,402	81,373	-1.6
1991	71,689	-1.3	7,614	1,433	80,736	-0.8
1992	70,393	-1.8	7,319	1,537	79,249	-1.8
1993	65,354	-7.2	6,988	1,627	73,969	-6.7
1994	64,118	-1.9	6,581	1,645	72,344	-2.2
1995	61,969	-3.4	6,279	1,710	69,958	-3.3
1996	58,259	-6.0	6,129	1,920	66,308	-5.2
1997	57,832	-0.7	5,655	1,934	65,421	-1.3
1998	55,894	-3.4	5,399	1,619	62,912	-3.8
1999	54,644	-2.2	5,538	1,891	62,073	-1.3
2000	55,486	1.5	5,386	2,005	62,877	1.3
2001	55,127	-0.6	5,611	2,096	62,834	-0.1
2002	54,304	-1.5	5,592	2,037	61,933	-1.4
2003	53,503	-1.5	5,498	1,890	60,891	-1.7
2004	53,595	0.2	5,263	1,934	60,792	-0.2
2005	52,257	-2.5	5,238	1,948	59,443	-2.2
06	51,668	-1.1	5,234	1,949	58,851	-1.0
2007	51,304	-0.7	5,057	1,875	58,236	-1.0
2008	50,120	-2.3	4,950	1,905	56,975	-2.2
2009	49,368	-1.5	4,753	1,863	55,984	-1.7

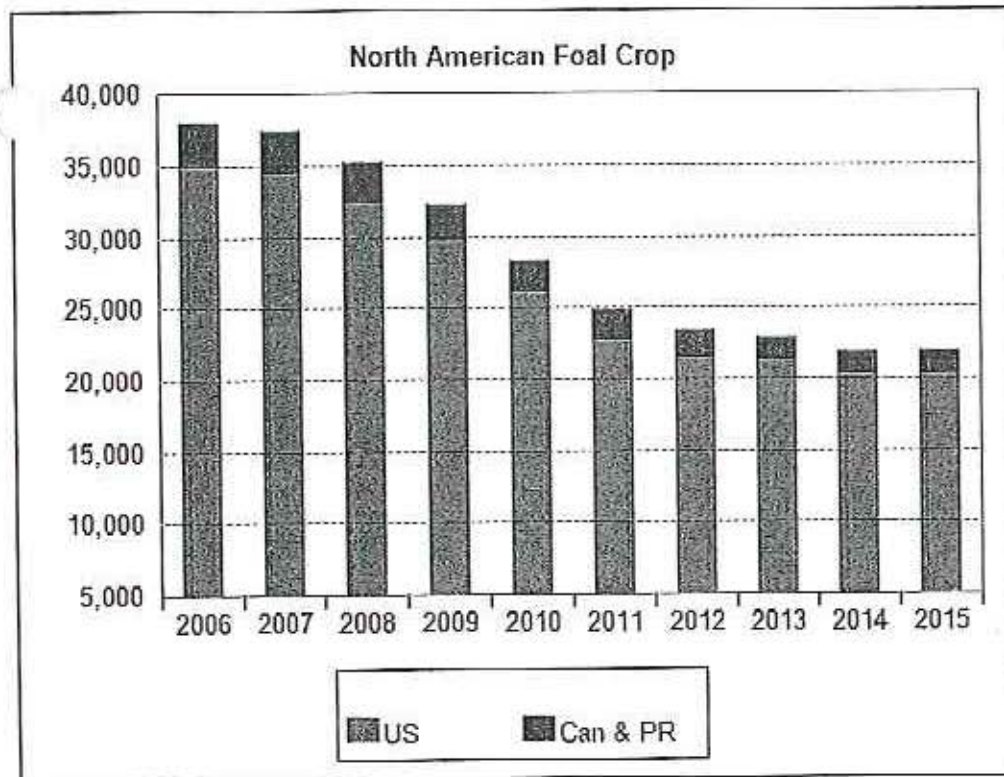
SIZE OF FIELD AND STARTS PER HORSE (US AND CANADA)

[Go Back](#)

Size of Field and Starts Per Horse

Year	Starters	Races	Starts	Avg. Field	Avg. Starts/Runner
1950	22,388	26,932	244,343	9.07	10.91
1955	25,924	31,757	287,775	9.06	11.10
1960	29,798	37,661	337,060	8.95	11.31
65	37,386	47,335	406,646	8.59	10.88
1970	47,778	56,676	488,326	8.62	10.22
1975	58,816	68,210	601,780	8.82	10.23
1980	64,506	68,243	593,849	8.70	9.21
1985	82,548	75,687	683,667	9.03	8.28
1990	89,716	79,971	712,494	8.91	7.94
1991	86,937	79,303	693,614	8.75	7.98
1992	83,404	77,712	669,967	8.62	8.03
1993	78,740	72,342	618,974	8.56	7.86
1994	74,955	70,699	587,404	8.31	7.84
1995	72,399	68,248	559,669	8.20	7.73
1996	70,450	64,388	534,861	8.31	7.59
1997	69,056	63,487	520,880	8.20	7.54
1998	68,697	61,293	500,710	8.17	7.29
1999	68,678	60,182	493,926	8.21	7.19
2000	69,569	60,872	493,682	8.11	7.10
2001	71,278	60,738	496,604	8.18	6.97
2002	72,825	59,896	495,228	8.27	6.80
03	73,918	59,001	489,503	8.30	6.62
2004	74,206	58,858	487,428	8.28	6.57
2005	72,780	57,495	469,644	8.17	6.45
2006	72,729	56,902	462,937	8.14	6.37

ANNUAL NORTH AMERICAN REGISTERED FOAL CROP

[Go Back](#)

Annual North American Registered Foal Crop

Year	United States	Percent Change	Canada	Puerto Rico	Total North American	Percent Change
1990	40,333	-8.2	3,193	617	44,143	-7.5
1991	38,151	-5.4	3,025	628	41,804	-5.3
1992	35,051	-8.1	2,777	610	38,438	-8.1
1993	33,822	-3.5	2,713	605	37,140	-3.4
1994	32,118	-5.0	2,591	632	35,341	-4.8
1995	31,884	-0.7	2,446	653	34,983	-1.0
1996	32,243	1.1	2,397	726	35,366	1.1
1997	32,119	-0.4	2,284	740	35,143	-0.6
1998	32,947	2.6	2,340	734	36,021	2.5
1999	33,844	2.7	2,435	650	36,929	2.5
2000	34,728	2.6	2,465	562	37,755	2.2
2001	34,721	-0.0	2,590	590	37,901	0.4
2002	32,986	-5.0	2,468	524	35,978	-5.1
2003	33,976	3.0	2,576	515	37,067	3.0
2004	34,800	2.4	2,615	534	37,949	2.4
2005	35,050	0.7	2,788	527	38,365	1.1
2006	34,905	-0.4	2,643	556	38,104	-0.7
2007	34,357	-1.6	2,546	595	37,498	-1.6
2008	32,330	-5.9	2,382	560	35,272	-5.9

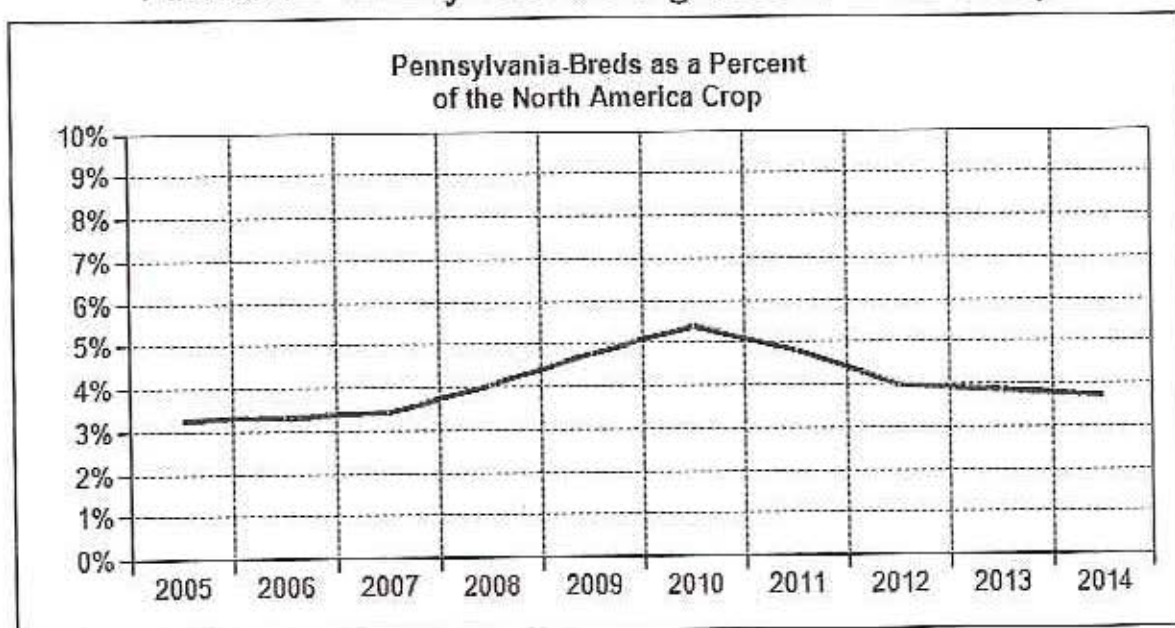
2009	29,609	-8.4	2,323	429	32,361	-8.3
2010	25,948	-12.4	2,118	347	28,413	-12.2
2011	22,644	-12.7	1,991	295	24,930	-12.3
2012	21,440	-5.3	1,779	290	23,509	-5.7
2013	21,275*	-0.8	1,400*	325*	23,000*	-2.2
2014	20,300*	-4.6	1,400*	300*	22,000*	-4.3
2015	20,300*	0.0	1,400*	300*	22,000*	0.0

* Estimated figures

Foal crops are estimated against Reports of Mares Bred, scheduled to be filed by Aug. 1 of each breeding season. Foal registration is to be completed within 12 months of the birth of the foal. However, late registration is available for additional fees, making actual foal crop counts impractical before Dec. 31 of the crop's 2-year-old year, the time by which the vast majority of the foal crop has been registered.

Source: The Jockey Club

Annual Pennsylvania Registered Foal Crop

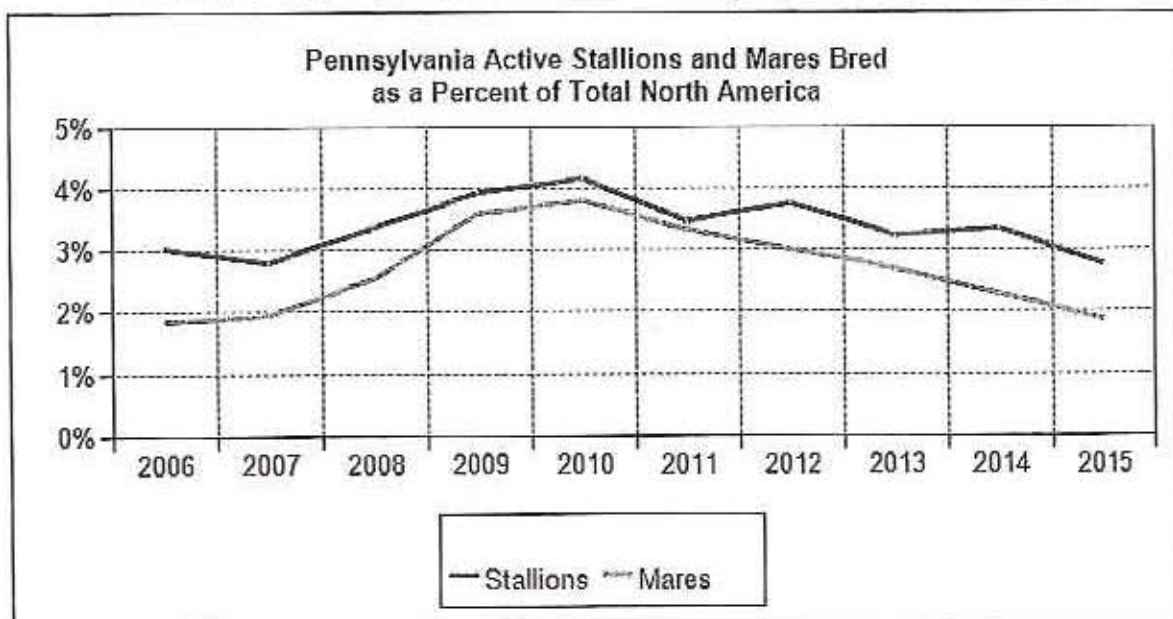


Crop Year	Pennsylvania	North America	Pct. of NA Crop
1995	763	34,983	2.2
1996	846	35,366	2.4
1997	898	35,143	2.6
1998	918	36,021	2.5
1999	978	36,929	2.6
2000	923	37,755	2.4
2001	914	37,901	2.4
2002	873	35,978	2.4
2003	1,039	37,067	2.8
2004	984	37,949	2.6
2005	1,257	38,365	3.3
2006	1,266	38,104	3.3
2007	1,281	37,498	3.4
2008	1,432	35,272	4.1
2009	1,540	32,361	4.8
2010	1,534	28,413	5.4
2011	1,194	24,930	4.8
2012	945	23,509	4.0
2013	893	23,000	3.9
2014	824	22,000	3.7
2015	607	22,000 *	2.8

* Estimated figure

Figures as of 06/01/2016

Annual Mares Bred to Pennsylvania Stallions



Year	Mares Bred	Pct. of NA	Stallions	Pct. of NA	Avg. Book Size	Avg. NA Book Size
1995	831	1.4	143	2.5	5.8	10.5
1996	805	1.4	137	2.6	5.9	11.0
1997	851	1.5	135	2.7	6.3	11.5
1998	895	1.5	120	2.4	7.5	12.1
1999	992	1.6	124	2.6	8.0	12.8
2000	1,016	1.6	123	2.6	8.3	13.5
2001	976	1.5	117	2.6	8.3	13.7
2002	1,026	1.6	109	2.5	9.4	14.2
2003	1,027	1.6	121	2.8	8.5	14.2
2004	1,027	1.6	120	2.8	8.6	14.6
2005	1,210	1.9	129	3.1	9.4	15.1
2006	1,159	1.9	122	3.0	9.5	15.5
2007	1,173	2.0	106	2.8	11.1	15.9
2008	1,414	2.5	120	3.4	11.8	15.7
2009	1,753	3.6	128	3.9	13.7	14.9
2010	1,650	3.8	126	4.1	13.1	14.4
2011	1,313	3.3	95	3.5	13.8	14.4
2012	1,118	3.0	94	3.8	11.9	14.9
2013	971	2.7	73	3.2	13.3	15.8
2014	812	2.3	61	3.3	13.3	19.3
2015	664	1.9	47	2.7	14.1	20.6

Figures as of 06/01/2016

Month	OnTrack Attendance	Reading Attendance	York Attendance	Lancaster Attendance
January	16475	2491	3142	2181
February	13025	2217	2615	1980
March	14579	2441	3217	2383
April	22744	2833	3644	2438
May	30722	5416	7861	5199
June	24857	3734	5106	3324
July	25848	2968	3712	2548
August	24701	3247	3985	2654
September	19948	0	3264	2307
October	21762	0	4080	2946
November	18681	0	3330	2282
December	14449	0	3497	2227
Totals	247791	25347	47453	32469

Date	OnTrack	Attendance-RDG	Attendance-YRK	Attendance-LAN
01-Jan-15	72	67	97	42.00
02-Jan-15	1586	172	193	149.00
03-Jan-15	1127	162	156	110.00
04-Jan-15	139	112	99	70.00
05-Jan-15	19	24	56	61.00
06-Jan-15	14	20	22	3.00
07-Jan-15	19	32	34	30.00
08-Jan-15	591	48	81	19.00
09-Jan-15	1082	118	145	114.00
10-Jan-15	1077	160	175	118.00
11-Jan-15	81	88	96	70.00
12-Jan-15	13	17	33	39.00
13-Jan-15	18	20	28	23.00
14-Jan-15	45	55	74	40.00
15-Jan-15	816	70	99	100.00
16-Jan-15	1318	134	162	134.00
17-Jan-15	1666	221	230	128.00
18-Jan-15	115	29	73	49.00
19-Jan-15	113	36	88	86.00
20-Jan-15	21	17	39	20.00
21-Jan-15	21	40	33	25.00
22-Jan-15	776	71	112	77.00
23-Jan-15	1096	136	164	126.00
24-Jan-15	1311	108	165	124.00
25-Jan-15	67	97	103	81.00
26-Jan-15	34	0	15	16.00
27-Jan-15	13	0	29	0.00
28-Jan-15	731	52	82	44.00
29-Jan-15	575	63	87	52.00
30-Jan-15	556	141	157	104.00
31-Jan-15	1366	181	215	127.00
01-Feb-15	124	89	36	63.00
02-Feb-15	19	9	43	43.00
03-Feb-15	31	23	27	23.00
04-Feb-15	847	82	79	51.00
05-Feb-15	68	70	111	71.00
06-Feb-15	1151	130	149	124.00
07-Feb-15	1718	224	218	156.00
08-Feb-15	106	118	109	63.00
09-Feb-15	31	14	47	53.00
10-Feb-15	32	11	50	38.00
11-Feb-15	949	75	69	68.00
12-Feb-15	890	64	112	72.00
13-Feb-15	1168	121	144	101.00

14-Feb-15	134	153	177	96.00
15-Feb-15	48	72	66	35.00
16-Feb-15	40	26	20	68.00
17-Feb-15	20	17	44	26.00
18-Feb-15	541	61	63	38.00
19-Feb-15	45	56	76	94.00
20-Feb-15	131	110	120	94.00
21-Feb-15	72	63	47	34.00
22-Feb-15	139	107	116	91.00
23-Feb-15	41	17	52	54.00
24-Feb-15	43	12	47	32.00
25-Feb-15	803	58	89	40.00
26-Feb-15	827	41	104	75.00
27-Feb-15	1331	171	203	136.00
28-Feb-15	1678	223	197	141.00
01-Mar-15	45	41	53	35.00
02-Mar-15	61	20	56	65.00
03-Mar-15	23	18	46	27.00
04-Mar-15	50	52	84	40.00
05-Mar-15	38	0	0	0.00
06-Mar-15	157	1	98	84.00
07-Mar-15	295	224	254	170.00
08-Mar-15	116	130	119	85.00
09-Mar-15	58	21	55	61.00
10-Mar-15	25	9	40	29.00
11-Mar-15	853	57	91	45.00
12-Mar-15	913	83	113	93.00
13-Mar-15	1514	141	189	140.00
14-Mar-15	1552	230	208	172.00
15-Mar-15	139	115	107	72.00
16-Mar-15	30	20	54	68.00
17-Mar-15	28	18	42	38.00
18-Mar-15	875	71	79	59.00
19-Mar-15	879	73	135	111.00
20-Mar-15	95	75	120	92.00
21-Mar-15	2005	213	220	153.00
22-Mar-15	133	117	117	83.00
23-Mar-15	31	18	40	60.00
24-Mar-15	27	15	47	26.00
25-Mar-15	853	60	81	48.00
26-Mar-15	780	77	102	68.00
27-Mar-15	1188	153	172	111.00
28-Mar-15	1602	222	278	163.00
29-Mar-15	155	110	118	93.00
30-Mar-15	35	27	49	53.00
31-Mar-15	24	30	50	39.00
01-Apr-15	1008	84	115	60.00

02-Apr-15	976	86	124	82.00
03-Apr-15	1615	180	200	159.00
04-Apr-15	1569	261	308	186.00
05-Apr-15	70	0	73	0.00
06-Apr-15	45	17	40	45.00
07-Apr-15	25	26	65	33.00
08-Apr-15	791	85	97	62.00
09-Apr-15	796	78	119	69.00
10-Apr-15	1222	163	192	133.00
11-Apr-15	2079	216	235	165.00
12-Apr-15	127	101	110	88.00
13-Apr-15	35	23	34	41.00
14-Apr-15	26	26	52	27.00
15-Apr-15	975	89	101	52.00
16-Apr-15	867	71	138	100.00
17-Apr-15	1441	144	164	123.00
18-Apr-15	1870	199	207	145.00
19-Apr-15	199	117	100	87.00
20-Apr-15	36	23	45	50.00
21-Apr-15	36	0	52	32.00
22-Apr-15	863	77	119	66.00
23-Apr-15	876	77	122	73.00
24-Apr-15	1278	144	168	118.00
25-Apr-15	1955	214	229	150.00
26-Apr-15	189	112	105	72.00
27-Apr-15	45	17	45	61.00
28-Apr-15	32	35	48	21.00
29-Apr-15	799	64	102	52.00
30-Apr-15	899	104	135	86.00
01-May-15	2822	547	862	467.00
02-May-15	5149	1379	2029	1,475.00
03-May-15	158	124	144	76.00
04-May-15	28	26	70	65.00
05-May-15	47	30	53	29.00
06-May-15	56	82	95	61.00
07-May-15	931	68	116	57.00
08-May-15	1421	124	145	102.00
09-May-15	2281	219	250	139.00
10-May-15	127	93	98	76.00
11-May-15	22	21	20	44.00
12-May-15	29	29	43	41.00
13-May-15	65	72	95	59.00
14-May-15	908	94	120	71.00
15-May-15	1745	313	483	294.00
16-May-15	3454	693	1415	873.00
17-May-15	138	119	170	101.00
18-May-15	29	24	44	47.00

19-May-15	28	33	72	35.00
20-May-15	65	75	82	61.00
21-May-15	935	94	130	103.00
22-May-15	1708	149	152	121.00
23-May-15	342	189	205	132.00
24-May-15	157	87	110	75.00
25-May-15	141	80	122	92.00
26-May-15	45	30	38	11.00
27-May-15	49	61	77	50.00
28-May-15	918	82	116	77.00
29-May-15	1644	146	146	124.00
30-May-15	5082	212	245	166.00
31-May-15	196	121	114	75.00
01-Jun-15	52	30	51	55.00
02-Jun-15	64	41	48	29.00
03-Jun-15	980	73	102	51.00
04-Jun-15	950	106	147	84.00
05-Jun-15	2750	396	615	355.00
06-Jun-15	4441	929	1516	1,035.00
07-Jun-15	263	142	124	75.00
08-Jun-15	37	23	53	50.00
09-Jun-15	27	33	61	26.00
10-Jun-15	717	67	106	59.00
11-Jun-15	876	88	116	51.00
12-Jun-15	1503	147	155	113.00
13-Jun-15	2078	184	211	142.00
14-Jun-15	121	113	95	57.00
15-Jun-15	28	26	54	35.00
16-Jun-15	44	32	47	27.00
17-Jun-15	670	75	98	59.00
18-Jun-15	837	76	114	120.00
19-Jun-15	1630	132	154	104.00
20-Jun-15	1857	184	227	145.00
21-Jun-15	111	69	110	74.00
22-Jun-15	35	24	47	36.00
23-Jun-15	35	44	46	32.00
24-Jun-15	941	71	92	59.00
25-Jun-15	729	84	124	63.00
26-Jun-15	1408	150	167	122.00
27-Jun-15	1447	219	202	133.00
28-Jun-15	174	114	126	62.00
29-Jun-15	27	20	46	44.00
30-Jun-15	23	42	52	27.00
01-Jul-15	983	90	111	50.00
02-Jul-15	1164	91	116	86.00
03-Jul-15	1905	167	171	147.00
04-Jul-15	1907	184	245	158.00

05-Jul-15	184	141	137	97.00
06-Jul-15	39	18	63	61.00
07-Jul-15	40	33	60	39.00
08-Jul-15	1016	82	86	55.00
09-Jul-15	765	77	112	54.00
10-Jul-15	1416	144	157	113.00
11-Jul-15	2132	183	206	158.00
12-Jul-15	114	104	121	80.00
13-Jul-15	50	23	43	40.00
14-Jul-15	40	35	46	30.00
15-Jul-15	855	71	99	54.00
16-Jul-15	940	89	131	106.00
17-Jul-15	1365	154	166	95.00
18-Jul-15	1912	193	232	128.00
19-Jul-15	131	105	107	78.00
20-Jul-15	40	20	38	45.00
21-Jul-15	41	38	51	32.00
22-Jul-15	884	68	90	51.00
23-Jul-15	851	63	88	66.00
24-Jul-15	1570	147	183	134.00
25-Jul-15	2036	207	231	141.00
26-Jul-15	128	62	129	84.00
27-Jul-15	47	27	70	56.00
28-Jul-15	27	32	47	33.00
29-Jul-15	807	92	87	60.00
30-Jul-15	980	75	115	82.00
31-Jul-15	1478	153	174	135.00
01-Aug-15	2096	222	261	161.00
02-Aug-15	279	174	207	129.00
03-Aug-15	722	30	76	69.00
04-Aug-15	41	35	41	41.00
05-Aug-15	979	83	112	61.00
06-Aug-15	796	90	124	64.00
07-Aug-15	1419	136	166	119.00
08-Aug-15	1968	204	234	155.00
09-Aug-15	165	111	129	73.00
10-Aug-15	72	29	57	56.00
11-Aug-15	43	39	40	42.00
12-Aug-15	844	82	90	60.00
13-Aug-15	893	73	108	64.00
14-Aug-15	1589	136	166	117.00
15-Aug-15	1882	184	208	123.00
16-Aug-15	125	107	122	68.00
17-Aug-15	28	33	61	48.00
18-Aug-15	27	30	34	35.00
19-Aug-15	863	74	101	65.00
20-Aug-15	727	86	95	124.00

21-Aug-15	1335	133	129	120.00
22-Aug-15	2084	201	274	123.00
23-Aug-15	163	122	112	96.00
24-Aug-15	48	24	71	48.00
25-Aug-15	24	24	38	18.00
26-Aug-15	881	68	93	68.00
27-Aug-15	838	72	112	70.00
28-Aug-15	1379	110	194	127.00
29-Aug-15	2224	306	326	158.00
30-Aug-15	114	229	134	94.00
31-Aug-15	52	0	70	58.00
01-Sep-15	69	0	68	44.00
02-Sep-15	742	0	105	56.00
03-Sep-15	888	0	113	69.00
04-Sep-15	1178	0	176	137.00
05-Sep-15	1823	0	215	143.00
06-Sep-15	148	0	105	85.00
07-Sep-15	221	0	132	94.00
08-Sep-15	34	0	35	24.00
09-Sep-15	657	0	85	50.00
10-Sep-15	491	0	87	46.00
11-Sep-15	1249	0	173	113.00
12-Sep-15	1773	0	192	142.00
13-Sep-15	161	0	121	72.00
14-Sep-15	34	0	59	47.00
15-Sep-15	34	0	47	35.00
16-Sep-15	764	0	80	53.00
17-Sep-15	822	0	95	105.00
18-Sep-15	1361	0	156	112.00
19-Sep-15	1747	0	205	155.00
20-Sep-15	201	0	99	73.00
21-Sep-15	68	0	52	44.00
22-Sep-15	78	0	52	29.00
23-Sep-15	838	0	78	55.00
24-Sep-15	829	0	100	75.00
25-Sep-15	1353	0	175	119.00
26-Sep-15	1532	0	198	141.00
27-Sep-15	166	0	80	66.00
28-Sep-15	25	0	43	27.00
29-Sep-15	22	0	48	44.00
30-Sep-15	638	0	90	52.00
01-Oct-15	681	0	101	72.00
02-Oct-15	1187	0	136	129.00
03-Oct-15	1083	0	230	139.00
04-Oct-15	148	0	112	83.00
05-Oct-15	38	0	33	58.00
06-Oct-15	44	0	48	32.00

07-Oct-15	733	0	89	55.00
08-Oct-15	797	0	113	64.00
09-Oct-15	981	0	167	120.00
10-Oct-15	1571	0	199	147.00
11-Oct-15	134	0	91	76.00
12-Oct-15	68	0	75	81.00
13-Oct-15	57	0	55	21.00
14-Oct-15	658	0	79	59.00
15-Oct-15	740	0	116	108.00
16-Oct-15	1072	0	141	124.00
17-Oct-15	1270	0	214	136.00
18-Oct-15	167	0	103	79.00
19-Oct-15	50	0	52	37.00
20-Oct-15	40	0	60	23.00
21-Oct-15	746	0	105	60.00
22-Oct-15	779	0	106	76.00
23-Oct-15	1183	0	183	127.00
24-Oct-15	1442	0	213	122.00
25-Oct-15	101	0	97	77.00
26-Oct-15	45	0	54	57.00
27-Oct-15	32	0	52	15.00
28-Oct-15	637	0	104	47.00
29-Oct-15	996	0	115	84.00
30-Oct-15	1990	0	364	259.00
31-Oct-15	2289	0	473	379.00
01-Nov-15	156	0	104	87.00
02-Nov-15	46	0	61	48.00
03-Nov-15	75	0	64	30.00
04-Nov-15	923	0	86	74.00
05-Nov-15	754	0	104	78.00
06-Nov-15	1288	0	173	126.00
07-Nov-15	1516	0	212	120.00
08-Nov-15	94	0	99	69.00
09-Nov-15	57	0	63	49.00
10-Nov-15	57	0	54	33.00
11-Nov-15	928	0	86	56.00
12-Nov-15	666	0	136	76.00
13-Nov-15	1230	0	181	124.00
14-Nov-15	1485	0	187	175.00
15-Nov-15	186	0	99	76.00
16-Nov-15	53	0	50	47.00
17-Nov-15	37	0	44	39.00
18-Nov-15	701	0	83	60.00
19-Nov-15	685	0	109	94.00
20-Nov-15	1135	0	156	106.00
21-Nov-15	1423	0	199	139.00
22-Nov-15	124	0	107	65.00

23-Nov-15	48	0	46	15.00
24-Nov-15	37	0	58	27.00
25-Nov-15	1881	0	156	72.00
26-Nov-15	53	0	45	0.00
27-Nov-15	1588	0	210	129.00
28-Nov-15	1253	0	207	123.00
29-Nov-15	137	0	98	83.00
30-Nov-15	65	0	53	62.00
01-Dec-15	72	0	74	24.00
02-Dec-15	716	0	103	66.00
03-Dec-15	900	0	114	64.00
04-Dec-15	1078	0	203	117.00
05-Dec-15	1361	0	203	171.00
06-Dec-15	82	0	101	88.00
07-Dec-15	48	0	67	56.00
08-Dec-15	122	0	49	32.00
09-Dec-15	828	0	110	65.00
10-Dec-15	715	0	127	49.00
11-Dec-15	1224	0	172	109.00
12-Dec-15	1503	0	245	131.00
13-Dec-15	114	0	104	76.00
14-Dec-15	32	0	49	55.00
15-Dec-15	46	0	54	24.00
16-Dec-15	996	0	111	72.00
17-Dec-15	796	0	165	109.00
18-Dec-15	1366	0	192	131.00
19-Dec-15	1354	0	198	129.00
20-Dec-15	129	0	108	59.00
21-Dec-15	40	0	69	43.00
22-Dec-15	42	0	42	24.00
23-Dec-15	117	0	103	49.00
24-Dec-15	0	0	0	0.00
25-Dec-15	0	0	0	0.00
26-Dec-15	297	0	253	168.00
27-Dec-15	171	0	116	67.00
28-Dec-15	30	0	51	48.00
29-Dec-15	37	0	72	26.00
30-Dec-15	102	0	120	77.00
31-Dec-15	131	0	122	98.00


247791



← SKYBOX SPORTS BAR
MOUNTAINVIEW
BRINQUETS
PACER TRACK
ATM

← RESTROOMS
← PLAYER SERVICES / CAGE
← TABLE GAMES
← EPIC BUFFET
← FINAL CUT STEAKHOUSE

SKYBOX



RESTROOMS
PLAYER SERVICES / CAFE
SEC. 100 LEVEL
SEE OUR SEATING CHART

WIDE GAMES
RECYCLING
FOUNTAIN ROOM
1000 SEATING



AMMCAST THEATRE

▶ WEST VANDERBILT
▶ DIXON ROOM
▶ RESTROOMS

50



BOX SEATS ▶
BANQUETS ▶

Mountainview

PLAYING A PERFECT LOUNGE


PLEASE CASHING
CHECK ADVANCE



Mountainview

DINING & TERRACE LOUNGE






TRACKSIDE

EXIT

EXIT

EXIT

EXIT





Catch A Glimpse ★ Penn Mile ★ Saturday, June 4

Penn Mile S. (Grade III)

Purse: \$500,000 Guaranteed

Race PENN NATIONAL - Saturday, June 04, 2016

Stakes Track Condition: Firm

FOR THREE-YEAR-OLDS. No Nomination Fee. \$2,500 to pass the entry box with an additional \$2,500 to start. Supplemental nominations of \$7,500 will be accepted at time of entry which shall include all fees. The purse to be distributed: \$5,000 to all starters; with the balance of the purse to be divided, 60% to the winner, 20% to second, 11% to third, 6% to fourth, and 3% to fifth. Any horse running and finishing in The Penn Mile will automatically be nominated free of charge to the 2017 running of the John B. Connally Turf Cup at Sam Houston. Weights: 122 lbs. Non-winners of a Sweepstakes at one mile or over on the turf in 2015-2016, allowed, 2 lbs.; \$45,000 twice at a mile or over in 2016, 4 lbs.; \$45,000 once at a mile or over in 2016, 6 lbs. (Maiden and Claiming races not considered in estimating allowances). (Preference to starters will be in the following order: First Preference will be to Graded Stakes or Group Winners in 2015-2016 in North America, Europe and Asia; Second Preference to Stakes Winners and Graded Stakes or Group Placed horses in 2015-2016 in North America, Europe and Asia; Third Preference to horses with the highest total earnings in non-claiming races in 2015-2016.) Principle/primary owner, trainer and jockey will receive points in accordance with the 2016 Penn Gaming Racing Challenge scoring format. Closed Wednesday, May 25, with 37 nominations. 1 Mile (Run Up 48 Feet) (Turf)

Available Money: \$500,000

Value of Race: \$500,000 1st \$284,000, 2nd \$98,000, 3rd \$56,150, 4th \$32,900, 5th \$18,950, 6th \$5,000, 7th \$5,000

Pgm	Horse Name (Earned)	Last Race	S/A	Wgt	Med	Eqp	Odds	PP	ST	1/4	1/2	3/4	Str	Fin	Jockey
4	Catch a Glimpse (\$284,000)	06May16 CD 10	f 3	117	L		1.60	4	2	1 ²	11 ¹ / ₂	1 ¹	1 ³	1 ² / ₄	Florent Geroux
2	Airoforce (\$98,000)	07May16 CD 9	c 3	122	L	b	5.20	2	6	5 ²	6 ^{hd}	6 ^{hd}	4 ¹ / ₂	2 ¹	Trevor McCarthy
6	Giant Run (\$56,150)	07May16 GP 10	c 3	122	L		16.50	6	3	2 ^{hd}	2 ¹	2 ¹ / ₂	2 ^{hd}	3 ³ / ₄	Joe Bravo
1	Silent Waters (\$32,900)	08May16 Lrl 9	g 3	118	L		50.90	1	1	3 ¹ / ₂	3 ¹ / ₂	4 ¹	3 ²	4 ¹ / ₂	Alex Cintron
5	Oscar Nominated (\$18,950)	07May16 CD 12	c 3	122	L	b	15.00	5	4	4 ^{hd}	4 ¹	5 ¹	5 ²	5 ¹ / ₂	Kendrick Carmouche
3	Beach Patrol (\$5,000)	07May16 CD 9	c 3	122	L	b	*1.40	3	5	6 ¹	7	7	7	6 ⁶	Joel Rosario
7	Unbridled Daddy (\$5,000)	23Apr16 Aqu 7	c 3	116	L		7.90	7	7	7	5 ^{hd}	3 ¹ / ₂	6 ^{hd}	7	Javier Castellano

Off Time: 7:44

Fractional Times: :23.99 :47.96 1:11.39 1:22.84 1:34.39

Start: Good for all

Track: Firm

Weather: Cloudy

Mutuel Payoffs

4	Catch a Glimpse	5.20	3.20	2.40	50 Cent Pick 3 (1-4-4)	\$21.40	Total Pool:	\$50,121
2	Airoforce		4.80	3.80	50 Cent Pick 4 (5-1-4-4)	\$83.45	Total Pool:	\$136,483
6	Giant Run			4.80	\$2 Daily Double (4-4)	\$13.60	Total Pool:	\$44,603
Total WPS Pool: \$253,811					\$1 Exacla (4-2)	\$13.10	Total Pool:	\$129,979
					10 Cent Superfecta (4-2-6-1)	\$75.29	Total Pool:	\$34,741
					50 Cent Trifecta (4-2-6)	\$32.00	Total Pool:	\$71,878

Winner: Catch a Glimpse, Chestnut Filly by City Zip - Halo River Bred in Kentucky

CATCH A GLIMPSE skipped clear, firm hold, never in doubt AIROFORCE bobbed out of gate, rail, angled out 1/8, closed willingly GIANT RUN fractious gate, chased, responded well, gamely SILENT WATERS stalked, gamely rail, outfinished OSCAR NOMINATED stalked, lacked needed rally BEACH PATROL toward rear, mild response UNBRIDLED DADDY reluctant to load, brief foot 1/2, failed to sustain bid

Owners: (4) Barber, Gary, Ambler, Michael James and Windways Farm; (2) John C. Oxley; (6) Baker, Robert C. and Mack, William L.; (1) Phoenix Stable, Inc.; (5) Ramsey, Kenneth L. and Sarah K.; (3) Covello, James, Sheep Pond Partners and Head of Plains Partners LLC; (7) Red Oak Stable (Brunetti)

Trainers: (4) Mark Casse; (2) Mark Casse; (6) Thomas Albertrani; (1) John Pimental; (5) Michael Maker; (3) Chad Brown; (7) Todd Pletcher

Copyright 2016 Equibase Company LLC. All Right Reserved.



Sweet Victory ★ Penn Oak Stakes ★ Saturday, June 4

Penn Oaks

Purse: \$200,000 Guaranteed

* Race PENN NATIONAL - Saturday, June 04, 2016

Stakes Track Condition: Firm

FOR FILLIES, THREE YEARS OLD. No Nomination Fee., \$1,000 to pass the entry box, \$1,000 to Start. Supplemental Nominations of \$3,000 will be accepted at time of entry which shall include all fees. The purse to be distributed; \$2,000 to all starters; with the balance of the purse to be divided, 60% to the winner, 20% to second, 11% to third, 6% to fourth and 3% to fifth. Any horse running and finishing in The Penn Oaks will automatically be nominated to the (1), 2016 running of the Charles Town Oaks at Charles Town; and (2), the Zia Parks Oaks at Zia Park. Weights: 122 lbs. Non-Winners of a Sweepstakes at a mile or over on the turf in 2015-2016, allowed 2 lbs.; \$45,000 twice at a mile or over in 2016, 4 lbs.; \$45,000 once at a mile or over in 2016, 6 lbs. (Maiden and Claiming races not considered in estimating allowances). (Preference to starters will be in the following order: First Preference will be to Graded Stakes or Group Winners in 2015-2016 in North America, Europe and Asia; Second Preference to Stakes Winners and Graded Stakes or Group Placed horses in 2015-2016 in North America, Europe and Asia; Third Preference to horses with the highest total earnings in non-claiming races in 2015-2016). Principle/primary owner, trainer and jockey will receive points in accordance with the 2016 Penn Gaming Challenge scoring format. Closed Wednesday, May 25, with 39 nominations. 1 Mile (Run Up 48 Feet) (Turf)

Available Money: \$200,000

Value of Race: \$194,300 1st \$116,000, 2nd \$40,000, 3rd \$22,900, 4th \$13,400, 5th \$2,000 Reverts: \$5,700

Pgm	Horse Name (Earned)	Last Race	S/A	Wgt	Med	Eqp	Odds	PP	ST	1/4	1/2	3/4	Str	Fin	Jockey
5	Sweet Victory (\$116,000)	07May16 GP 8	f 3	122	L		3.00	4	2	3½	3½	3½	1½	1½	Javier Castellano
4	Pricedtoperfection (\$40,000)	24Apr16 Aqu 8	f 3	122	L		*1.70	3	5	5½	5½	4½	3rd	2½	Joel Rosario
7	DQ-Involuntary (\$2,000)	20May16 Plm 4	f 3	116	L		6.40	6	1	2½	2½	2½	2½	3½p5	Trevor McCarthy
3	Outsider Art (\$22,900)	06May16 CD 10	f 3	116	L		7.30	2	3	4½	4½	5½	4½	4½p3	Joe Bravo
6	Lottie (\$13,400)	27Apr16 Kee 8	f 3	117	L		12.20	5	6	6	6	6	5	5p4	Kendrick Carmouche
2	Conquest Serenado	06May16 CD 2	f 3	116	L		2.70	1	4	1½	1½	1½	---	---	Florent Geroux

Off Time: 6:04

Fractional Times: :23.25 :47.28 1:10.91 1:22.79 1:34.68

Start: Good for all

Track: Firm

Weather: Cloudy

Mutuel Payoffs

5	Sweet Victory	8.00	3.60	2.40	\$1 Exacta (5-4)	\$9.40	Total Pool:	\$39,187
	Pricedtoperfection		3.00	2.20	10 Cent Superfecta (5-4-3-6)	\$10.71	Total Pool:	\$6,455
3	Outsider Art			3.20	50 Cent Trifecta (5-4-3)	\$16.00	Total Pool:	\$17,612

Total WPS Pool: \$85,388

Winner: Sweet Victory, Dark Bay or Brown Filly by Blame - My Mammy Bred in Virginia

Disqualified Involuntary from 3 to 5

SWEET VICTORY settled rail, angled out backstretch, bid 3 wide 2nd, clear 1/16 PRICEDTOPERFECTION unhurried inside, angled between rivals upper stretch, slow gain INVOLUNTARY stalked 2path, bid 1/4 pole, ducked in 1/8, impeded foe, gave way OUTSIDER ART angled outside backstretch, 4 wide 2nd turn, closer 1/8, weakened LOTTIE angled rail early, trailed, CONQUEST SERENADE well rated, inside, clipped heels, fell 1/8

Owners: (5) Bolton, George and Leidel, Peter; (4) Klaravich Stables, Inc. and Lawrence, William H.; (3) Pettigrew, Delmar L. and Martha J.; (6) Jack Swain, III; (7) Catherine M. Wills; (2) Conquest Stables, LLC

Trainers: (5) Todd Pletcher; (4) Chad Brown; (3) Jonathan Sheppard; (6) H. Motion; (7) Arnaud Delacour; (2) Mark Casse

Late Scratches: Tippling Ways



S'marvelous ★ Mountainview Handicap ★ Saturday, June 4

Mountainview H.

Purse: \$200,000 Guaranteed

* Race PENN NATIONAL - Saturday, June 04, 2016

Stakes Track Condition: Fast

FOR THREE-YEAR-OLDS AND UPWARD. No Nomination Fee. \$1,000 to pass the entry box with an additional \$1,000 to start. The purse will be distributed: \$2,000 to all starters; with the balance of the purse to be divided, 60% to the winner, 20% to second, 11% to third, 6% to fourth and 3% to fifth. Any horse running and finishing in the Mountainview Handicap will also automatically be nominated free of charge to the 2016 running of the Zia Park Distance Championship at Zia Park and ; (2) the Swatara at Penn National. Weights: Friday, May 27, 2016. Principle/primary owner, trainer and jockey will receive points in accordance with the 2016 Penn Gaming Challenge scoring format. Closed Wednesday, May 25, 2016 with 25 nominations 1 1/8 Miles (Run Up 48 Feet)

Available Money: \$200,000

Value of Race: \$194,240 1st \$117,200, 2nd \$40,400, 3rd \$23,120, 4th \$13,520 Reverts: \$5,760

Pgm	Horse Name (Earned)	Last Race	S/A	Wgt	Med	Eqp	Odds	PP	ST	1/4	1/2	3/4	Str	Fin	Jockey
4	S'maverlous (\$117,200)	23Apr16 CT 12	g 6	117	L	b	*1.30	4	4	2½	2½	2½	1hd	12½	Florent Geroux
2	Red Rifle (\$40,400)	07May16 Bol 10	g 6	116	L		1.40	2	3	3hd	3½	3hd	32½	2½	Javier Castellano
1	Charitable Annuity (\$23,120)	19May16 CT 8	g 4	117	L		23.40	1	2	1½	1½	1½	2½	32½	Antonio Lopez
5	Edge of Reality (\$13,520)	23Apr16 Lrd 10	g 6	117	L		9.80	5	1	42½	4	4	4	4	Joel Rosario
3	Top Billing	06May16 CD 9	h 5	117	L	b	3.30	3	5	5	---	---	---	---	Kendrick Carmouche

Off Time: 7:13

Fractional Times: :23.87 :48.95 1:13.30 1:37.47 1:49.55

Start: Good for all

Track: Fast

Weather: Cloudy

Mutuel Payoffs

4	S'maverlous	4.60	2.40	2.10	50 Cent Pick 3 (5-1-4)	\$31.30	Total Pool:	\$13,078
2	Red Rifle		2.40	2.20	\$2 Daily Double (1-4)	\$28.20	Total Pool:	\$13,448
1	Charitable Annuity			3.20	\$1 Exacta (4-2)	\$5.20	Total Pool:	\$69,091
Total WPS Pool: \$135,675					50 Cent Trifecta (4-2-1)	\$10.10	Total Pool:	\$49,498

Owner: S'maverlous, Bay Gelding by Tiz Wonderful - A. P. Petal Bred in Kentucky

S'MAVERLOUS stalked outside, bid upper stretch, drew clear, driving, RED RIFLE settled rail, bid into final furlong, flattened out, CHARITABLE ANNUITY set pace, 2path, ran out upper stretch, weakened, EDGE OF REALITY not far back, 3path, weakened, TOP BILLING hit gate start, pulled up, vanned off

Owners: (4) Gata Racing Stable LLC; (2) Twin Creeks Farm; (1) Mark E. Russell; (5) The Elkstone Group LLC; (3) Farish, William S. and Hudson, Jr., E. J.

Trainers: (4) Michael Maker; (2) Todd Pletcher; (1) James Casey; (5) H. Motion; (3) Claude McGaughey III

Copyright 2016 Equibase Company LLC. All Right Reserved.



Take Cover ★ Pennsylvania Governor's Cup ★ Saturday, June 4

Pennsylvania Governor's Cup S.

Purse: \$150,000 Guaranteed

1 Race PENN NATIONAL - Saturday, June 04, 2016

Stakes Track Condition: Firm

FOR THREE-YEAR-OLDS AND UPWARD. No Nomination Fee, \$750 to pass the entry box, \$750 additional to start. Supplemental Nominations of \$2,500 will be accepted at time of entry which shall include all fees. The purse to be distributed: \$1,500 to all starters, with the balance of the purse to be divided; 60% to the winner, 20% to second, 11% to third, 6% to fourth, 3% to fifth. Weights: Three Year Olds, 118 lbs.: Older: 123 lbs. Non-winners of a Sweepstakes on the turf in 2015-2016, allowed 3 lbs. (Preference to starters will be in the following order: First preference will go to Graded Stakes Winners in 2015-2016, Second preference to Stakes Winners on the turf and Graded Stakes Placed horses in 2015-2016, Third preference to horses with the highest total earnings in non-claiming races in 2015-2016). Principle/primary owner, trainer and jockey will receive points in accordance with the 2016 Penn Gaming Challenge scoring format. Closed, May 25, 2016 with 33 nominations 5 Furlongs (Run Up 48 Feet) (Turf)

Available Money: \$150,000

Value of Race: \$150,000 1st \$85,200, 2nd \$29,400, 3rd \$16,845, 4th \$9,870, 5th \$5,685, 6th \$1,500, 7th \$1,500

Pgm	Horse Name (Earned)	Last Race	S/A	Wgt	Med	Eqp	Odds	PP	ST	3/16	3/8	Str	Fin	Jockey
1	Take Cover (\$85,200)	29Apr16 Lrl 3	c 4	120	L		4.50	3	4	4 1/2	3 ²	2 1/2	1 1/2	Joe Bravo
3	Spring to the Sky (\$29,400)	20May16 Pim 8	g 7	123	L		4.00	2	1	2 ²	1hd	1hd	2 ¹	Michael Luzzi
5	Ben's Cat (\$16,845)	20May16 Pim 8	g 10	123	L	b	*1.30	5	2	5hd	5 ²	4 ²	3 1/2	Trevor McCarthy
8	Cyclogenisis (\$9,870)	18Oct15 WO 4	c 4	120	L	b	3.20	7	7	7	6hd	7	4ns	Javier Castellano
7	Made Ball (\$5,685)	10Apr16 Lrl 2	g 4	120	L	b	36.80	6	3	3hd	4hd	5hd	5 1/2	Kendrick Carmouche
4	Boot Scootn Daddy (\$1,500)	09May16 Prx 8	g 5	120	L	b	7.20	4	5	1hd	2 1/2	3 ²	6 ¹	Florent Geroux
2	Call First (\$1,500)	21May16 Mth 9	g 8	120	L	bf	79.60	1	6	6 ²	7	6hd	7	Julio Hernandez

Off Time: 6:40

Fractional Times: :22.54 :44.66 :56.00

Start: Good for all

Track: Firm

Weather: Cloudy

Mutuel Payoffs

1	Take Cover	11.00	5.60	3.00	\$2 Daily Double (5-1)	\$47.80	Total Pool:	\$15,937
3	Spring to the Sky		5.80	2.60	\$1 Exacta (1-3)	\$23.80	Total Pool:	\$84,965
	Ben's Cat			2.10	10 Cent Superfecta (1-3-5-8)	\$16.15	Total Pool:	\$28,313
	al WPS Pool: \$140,500				50 Cent Trifecta (1-3-5)	\$23.90	Total Pool:	\$55,538

Winner: Take Cover, Dark Bay or Brown Colt by War Front - Juliet's Way Bred in Kentucky

TAKE COVER stalked rail, angled out 1/4, strong rally SPRING TO THE SKY dueled inside, kept on, gamely rail BEN'S CAT allowed to settle, angled out, best stride 1/8 CYCLOGENISIS trailed, asked 1/4, late gain MADE BAIL chased, 4wide, grew tired BOOT SCOOTN DADDY dueled outside, folded up 3/16 CALL FIRST no factor

Owners: (1) Colts Neck Stables LLC; (3) Anthony P. McCarthy; (5) The Jim Stable; (8) Matthew Schera; (7) Susan S. Cooney; (4) Briardale Stable; (2) Outta Control Racing Stables

Trainers: (1) Alan Goldberg; (3) Bruce Brown; (5) King Leatherbury; (8) George Weaver; (7) Susan Cooney; (4) Guadalupe Preciado; (2) Gina Perri


Late Scratches: Pool Winner; Stroot Icon

Copyright 2016 Equibase Company LLC. All Right Reserved.

HOLLYWOOD *Casino*

AT PENN NATIONAL RACE COURSE

LIVE RACING IN JUNE
Thursday, Friday, and Saturday ★ First post 6PM



\$500,000 PENN MILE

— Supporting Features —

\$200,000 Mountainview Handicap
- 3&up 1 1/8 miles -

\$150,000 PA Governor's Cup
- 3&up 5 Furlongs Turf -

\$200,000 Penn Oaks
- 3YR Fillies 1 Mile Turf -

Saturday, June 4 ★ First Post 6PM

THE ALL STAKES PICK FOUR BEGINS ON RACE 1

17 Hollywood Boulevard ★ Grantville, PA 17028 ★ (717) 469-2211 ★ HCPN.COM

HOLLYWOOD
RACES


New! HollywoodRaces.com
Web • Mobile • Phone
800-822-2004

MAKE HISTORY AGAIN AT PENN NATIONAL

— THE COUNTRY'S TOP 3YO TURF HORSES —

Saturday, June 4 ★ First Post 6PM

HOLLYWOOD
Casino
AT
PENN NATIONAL RACE COURSE



\$500,000 GRADE III
— PENN MILE —

Supporting Features:

\$200,000 Mountainview Handicap
— 3^{&up} 1 1/8 miles —

\$200,000 Penn Oaks
— 3YR Fillies 1 Mile Turf —

\$150,000 PA Governor's Cup
— 3^{&up} 5 Furlongs Turf —

THE ALL STAKES PICK FOUR BEGINS ON RACE 1


Gambling Problem? Call 1-877-565-2112 for help.

FRIDAY, JUNE 10 ★ FIRST POST 6PM

Camels n' Ostriches n'
Horses... Oh My!





TWO ZANY EXHIBITION RACES
featuring
OSTRICHES AND CAMELS!



On June 10 the ostriches & camels will entertain after the 3rd and 6th race on our Penn National live racing card.

DON'T MISS IT!

FOLLOW US ON  facebook.com/HollywoodPenn  Twitter.com/HollywoodPenn

Having a Gambling Problem? Call 1-877-565-2112 for help

Catch A Glimpse Outlegs Males In Penn Mile

by [Paulick Report Staff](#) | 06.04.2016 | 8:02pm

NELLIE HERTENSTEIN 2016



Assistant trainer Norm Casse shakes hands with jockey Florent Geroux after Catch A Glimpse's Edgewood victory

Gary Barber, Michael James Ambler, and Windways Farm's Catch A Glimpse was able to outleg the boys to win Saturday's Grade 3 Penn Mile at Penn National by 2 1/4 lengths. The 2015 Canadian Horse of the Year, a 3-year-old daughter of [City Zip](#), took the lead out of the gate and never looked back, becoming the first filly to win the Penn Mile and covering a mile on the firm turf in 1:34.39 for trainer Mark Casse.


Still undefeated over the turf, Catch A Glimpse nabbed the lead with a sharp break under Florent Geroux. Through a first quarter in :23.99, the filly led Giant Run by about a length as she relaxed through easy fractions. She was chased by Silent Waters as well as she galloped through a half in :47.96, with Airoforce tracking from well off the pace. Entering the final turn, Catch A Glimpse held onto her lead easily.

A one length lead at the head of the lane quickly became three, then four, as Catch A Glimpse was geared down late under Geroux. Airoforce made a strong late run to cut that margin to 2 1/4 lengths, and Giant Run held on to be third over Silent Waters.

Bred in Kentucky by Branch Equine, Windways Farm purchased Catch A Glimpse for \$75,000 at the Keeneland September Yearling Sale. The filly went on to win the Gr. 2 Natalma at Woodbine, then the Breeders' Cup Juvenile Fillies Turf en route to her Sovereign Ward last year. Undefeated thus far in 2015, Catch A Glimpse has improved her record to seven wins from eight starts, with earnings of \$1.23 million.

Penn National To Run Race In Honor Of R.A.C.E. Fund On Penn Mile Day

Edited Press Release | 05.20.2016 | 8:16am




R.A.C.E. FUND, INC.

Retirement Assistance and Care for Equines

One of the races to be run at Penn National on Penn Mile Day, June 4, will be named in honor of the R.A.C.E. Fund, a 501 C 3 non profit and TAA accredited organization. The organization will also have a table at the track that day as well.

"We are excited to have a race named after our organization again this year," stated R.A.C.E. Fund President, Marlene Murray. "And we are looking forward to having a table at Penn National so folks can stop by and learn more about what our organization does helping thoroughbreds. We would like to thank Director of Racing, Eric Johnston, Racing Secretary, Jenny Bowman and Penn National for this honor and to be a part of such a big race day at Penn National."

The G3 Penn Mile for three-year-olds on the turf is the richest race at Penn National offering a purse of \$500,000. Several other top races will be on the card including the Pennsylvania Governor's Cup, Mountainview Handicap and the Penn Oaks Stakes.



New to the Paulick Report? [Click here](#) to sign up for our daily email newsletter to keep up on this and other stories happening in the Thoroughbred industry.

Copyright © 2016 Paulick Report.

This entry was posted in [Racing](#) and tagged [Horse Racing](#), [penn mile](#), [penn mile day](#), [penn national](#), [R.A.C.E. Fund](#), [retired Thoroughbreds](#), [thoroughbred](#), [Thoroughbred aftercare](#) by [Edited Press Release](#). Bookmark the [permalink](#).

Instagram



@paulickreport

Geroux Overcomes Spill To Win Two Stakes, Voted Jockey Of The Week

Press Release | 06.06.2016 | 3:30pm

Reed Palmer/KY Downs



Florent Geroux

Jockey Florent Geroux hit the road Saturday and captured a pair of stakes races at Penn National helping him claim the Jockeys' Guild Jockey of the Week for May 31st – June 5th. The award is voted on by a panel of experts for riding accomplishments by members of the Jockeys' Guild, the organization which represents more than 950 riders in North America.

Geroux continues to notch stakes victories all across North America this spring and this weekend was no exception when he piloted 2015 Canadian Horse of the Year Catch A Glimpse to a wire-to-wire victory in the Grade 3 \$500,000 Penn Mile Stakes.

The Mark Casse trained chestnut filly had no problem winning the featured one mile turf event when facing males for the first time in her career. Geroux would go right to the front and when turning for home the advantage continued to pull away from a nice group of six other competitors. The chartcaller's comments of "Never in doubt" for the race seemed to sum up Geroux's trip perfectly. It was the seventh straight win for Catch A Glimpse.

CAIRO PRINCE

AMERICA'S #1 FRESHMAN COVERING SIRE



AIRDRIE
STUD

Just one race before the Penn Mile the French-born rider would claim the first of his two stakes victories on the night when he won the Mountainview Handicap aboard S'maverlous. The stakes winning double was even more remarkable after the opening race of the night when Geroux was thrown from his mount, Conquest Serenade, in the \$200,000 Penn Oaks.

The 29 year old followed up his stakes double by winning three out of his four mounts on Sunday at Churchill Downs.

Geroux is quickly becoming one North America's elite riders following an impressive 2015 season in which he won 14 graded stakes including the Arlington Million and two Breeders' Cup races. The 2016 season is off to a great start as Geroux has already won 11 graded stakes.

For the week, Geroux won seven times from his 17 starters for a win percentage of 41% and topped all riders in earnings with \$550,244.

Follow Geroux on [Twitter](#).

New to the Paulick Report? [Click here](#) to sign up for our daily email newsletter to keep up on this and other stories happening in the Thoroughbred industry.

Copyright © 2016 Paulick Report.

This entry was posted in [People](#) and tagged [catch a glimpse](#), [Florent Geroux](#), [jockey of the week](#), [jockeys guild jockey of the week](#), [jockeytalk360 jockey of the week](#), [mountainview handicap](#), [penn mile](#), [penn national](#), [s'maverlous](#) by [Press Release](#). Bookmark the [permalink](#).

Instagram



@paulickreport



Horse Racing Radio Network Exclusive Home Of Penn Gaming Racing Challenge

Press Release | 02.08.2016 | 4:18pm



Beginning with the \$1,250,000 Charles Town Classic (G2) at Hollywood Casino at Charles Town Races on April 23, Horse Racing Radio Network ("HRRN") – the Eclipse Award-winning broadcast organization based in Lexington, Kentucky – will once again serve as the exclusive radio home for 5 of the remaining events in the 2016 Penn Gaming Racing Challenge. In addition to Charles Town Classic day, the HRRN team will provide coverage of Penn National's Penn Mile card on June 4, the Race for the Ribbon program at Charles Town on September 17 as well as Zia Park's Land of Enchantment day and Penn's Thanksgiving Eve Racing Festival, both of which are scheduled to take place on November 23.

Much as it has the previous three years, HRRN's live Charles Town Classic and Penn Mile coverage will originate on site and can be heard nationwide on SiriusXM and will be available worldwide via live streaming on the HRRN website, www.horseracingradio.net. Additional information along with specific broadcast times and channels will be announced prior to April 23.

"HRRN has become the premier provider of radio coverage for racing's biggest events including the Triple Crown and Breeders' Cup," said Erich Zimny, Charles Town's Vice President of Racing Operations. "Our partnership has worked great for both parties we're looking forward to not only continuing it throughout

2016, but also having them on site for the broadcasts of both the Charles Town Classic and Penn Mile.”



HRRN's award-winning broadcast team will be anchored by HRRN President, Mike Penna.

“The Penn Gaming Racing Challenge has quickly developed into one of the most successful race series in the sport today,” said Penna. “The races attract the upper echelon of owners, trainers and horses from across the country and continue to generate tremendous national interest. The series is a wonderful fit with our extensive race coverage schedule and we are proud to provide the exclusive coverage.”

The Charles Town Classic, which stands as the country's co-richest race outside of the Triple Crown and Breeders' Cup, will be one of 13 races on April 23 and serves as the feature on a card that includes the \$150,000 Sugar Maple presented by CANTER Mid-Atlantic, the \$100,000 Robert Hilton Memorial and a quartet of West Virginia bred stakes. The Charles Town Classic card will be held during the day for the second consecutive year and carries a first race post of 12:45pm EST.

On June 4, the fourth running of another of the Penn Gaming Racing Challenge Series' five graded races – the Grade 3, \$500,000 Penn Mile – takes center stage. The Penn Mile, which achieved graded status for 2015 in its first year of eligibility headlines a card that also includes the \$200,000 Mountainview Handicap, \$200,000 Penn Oaks and \$150,000 Pennsylvania Governor's Cup. The first three Penn Mile cards, also covered by HRRN, are responsible for the three largest single card handles in track history with the third edition kicking off at Penn's standard first post of 6:00pm EST.

On September 17, Charles Town offers up the Race for the Ribbon, headlined by the track's second graded race – the \$350,000 Charles Town Oaks (G3). The Oaks is joined by the \$100,000 Wild & Wonderful and Pink Ribbon as well as three WV bred stakes in advance of the West Virginia Breeders' Classics on October 8.

The final two events in the Penn Gaming Racing Challenge are currently scheduled for November 25. On its fourth Land of Enchantment card, Zia Park will play host to the fourth running of the \$300,000 Zia Park Oaks as well as the \$200,000 Zia Park Derby. Following the races in New Mexico, Penn National takes the spotlight with its Thanksgiving Eve Racing Festival featuring the \$200,000 Fabulous Strike Handicap in addition to the \$100,000 Swatara.

The Penn Gaming Racing Challenge kicked off this past month with the first graded running of the Houston Ladies Classic at Sam Houston and binds 7 different events through points awarded to owners, trainers and jockeys based on their participation and results in addition to containing other incentives for the connections of horses participating in multiple series races. The Penn Gaming Racing Challenge ultimately rewards the winners of the year-long series with a waiver of stakes fees at Penn Gaming tracks for an entire year as well as a trip to the Penn National Gaming owned M Resort in Las Vegas. In 2015, Fox Hill Farms took the title as leading owner in the series, while Mike Maker and Javier Castellano walked away with the leading trainer and jockey crowns.

New to the Paulick Report? [Click here](#) to sign up for our daily email newsletter to keep up on this and other stories happening in the Thoroughbred industry.

Copyright © 2016 Paulick Report.


This entry was posted in [The Biz](#) and tagged [charles town classic](#), [Erich Zimny](#), [Horse Racing Radio Network](#), [Mike Penna](#), [penn gaming racing challenge](#), [penn mile](#) by [Press Release](#). Bookmark the [permalink](#).

Instagram



@paulickreport

Penn Mile 2016: Picks and selections, weather info, and more for Penn National's all-stakes pick four



Catch a Glimpse (4), with Florent Geroux up, finishes ahead of Alice Springs, left, with Ryan Moore up, to win the Breeders' Cup Juvenile Fillies Turf horse race at Keeneland race track Friday, Oct. 30, 2015, in Lexington, Ky. (AP Photo/Brynn Anderson) (Brynn Anderson)



By [Greg Pickel | gpickel@pennlive.com](mailto:gpickel@pennlive.com)

[Email the author](#) | [Follow on Twitter](#)

on June 03, 2016 at 11:00 AM, updated June 03, 2016 at 11:01 AM


Catch a Glimpse is the 2-1 morning line favorite for the fourth running of the Penn Mile on Saturday at Penn National Race Course.

At least two handicappers are picking against the filly, though, who would become the first female horse to win the Grade-III event if she crosses the wire first.

The **Racing Dudes** like what they've seen from **Beach Patrol**, who sits as the 3-1 second favorite, while one analyst at **Keeneland Select** likes **Airoforce**, the 7-2 third favorite. The other likes Glimpse, who is looking for her seventh win in a row, and also **Giant Run** in vertical exotics.

If you're looking for an upset to help spark a nice payout in the early pick four, Keeneland Select suggests using the 8 horse, **Cylogenesis**, in Race 2, the PA Governor's Cup, to beat Ben's Cat, the beloved 9-year-old sprinter who is the 8/5 morning line favorite.

The National Weather Service is calling for a slight chance of rain on Saturday, but not enough to ruin or alter the turf or dirt courses at this point in time.



How to bet the Penn Mile, and all-pick four stakes, for Dummies: Tips, trends, and picks, and more

In the card's other stakes, **No. 4 PricedtoPerfection** is the 9-5 morning line favorite for trainer Chad Brown in the card's first race, the Penn Oaks, while **Red Rifle** is the 8-5 favorite in the Mountainview Handicap that is scheduled for race three.

Registration on or use of this site constitutes acceptance of our [User Agreement](#) and [Privacy Policy](#)

© 2016 PA Media Group. All rights reserved ([About Us](#)).

The material on this site may not be reproduced, distributed, transmitted, cached or otherwise used, except with the prior written permission of PA Media Group.


[Community Rules](#) apply to all content you upload or otherwise submit to this site.

[Ad Choices](#)

Saturday Morning Sunrise

SATURDAY, JUNE 4 | SATURDAY, JULY 2 | SATURDAY, AUGUST 6

★ 9AM-11AM ★



— WATCH —

THE HORSES TRAIN & MEET THE HORSEMEN




Gambling Problem? Call 1-877-565-2112 for help.



Penn National Race Course added 11 new photos.

Published by Jenny Bowman (?) · June 11 at 11:35am · 🌐

Hope everyone had fun last night watching the Ostrich and Camel races!



940 people reached

Boost Post

👍 Like

💬 Comment

➦ Share



👤 Tiffany Russell Dunkelberger, Lori Kravets-Punt and 21 others

Top Comments ▾




Penn National Race Course

Published by Jenny Bowman [?] · June 25 at 7:02pm · 🌐

Come out to see the horses exercise and to meet the horsemen.
Breakfast provided!

Saturday Morning Sunrise

SATURDAY, JUNE 4 | SATURDAY, JULY 2 | SATURDAY, AUGUST 6
★ 9AM-11AM ★



WATCH

THE HORSES TRAIN & MEET THE HORSEMEN

Gambling Problem? Call 1-877-565-2112 for help.

964 people reached

Boost Post

👍 Like 💬 Comment ➦ Share



👤 Ashley Parsells, Melanie Johnson and 3 others


📄 shares



Penn National Race Course

Published by Eric Johnston [?] · June 11 at 10:22am

Lots of fun last night with Ostrich and Camel races. Join us tonight for two great PA Bred stakes and the Belmont stakes. First Live race runs at 6pm!!!



737 people reached

Boost Post

Like Comment Share



Takanori Kanomata, Takashi Saito and 20 others

Top Comments ▾



Home

Moments

Notifications

Messages



Search Twitter



641

108

151

6

Edit profile



Eric Johnston

@BigEHouston

Director of Racing Operations Hollywood Casino at Penn National Race Course

Grantville Pa

HCPN.com

Joined March 2009

26 Photos and videos



Tweets Tweets & replies Media



Eric Johnston @BigEHouston · Jun 24

Temps in the low 80's and partly cloudy for the 1st @HollywoodPenn at 6pm. Should be fast and firm!!!



Eric Johnston @BigEHouston · Jun 22

Great weather on tap for tonight's 1st race at 6pm @HollywoodPenn !!



1



You Retweeted



Hollywood Casino @HollywoodPenn · Jun 18

Grab a drink, grab a seat or stay up dancing on your feet! Shadows of the 60's is bringing the live entertainment... fb.me/1fddjyT2l



1



Eric Johnston @BigEHouston · Jun 18

Beautiful day in Central PA! Fast & Firm for the 1st @ 6pm @HollywoodPenn



Eric Johnston @BigEHouston · Jun 16

Due to afternoon rains, tonight's races @HollywoodPenn will be off the turf!!!



1



You Retweeted



Jennie Rees @TracksideJennie · Jun 15

Steve Asmussen on @HRRN's Trainer Talk 6 ET tonite. Tune in horseracingradio.net @SIRIUSXM 220/206 @KyHBPA @nationalhbpa @ABRlive



4

4



Eric Johnston @BigEHouston · Jun 15

Great weather for live racing @HollywoodPenn!! high in the upper 70's for the 1st @ 6pm!!!




You Retweeted






Frank A Hopf @FAHopf · Jun 13


@SHRP will be simulcasting racing from Royal Ascot starting tomorrow

Eric Johnston (@BigEHouston) | Twitter


 at 8am @GBRacing through Saturday, June 18


  2 

 You Retweeted

 Hollywood Casino @HollywoodPenn · Jun 14
Did you know your photo and private info could end up on a public website if you're caught gambling underage at a... fb.me/Vv7K46Jr

  1 


 Home  Moments  Notifications  Messages  Search Twitter   





 \$50,000 Free SlotPlay! You could be a big winner, come on out today from 4pm - 10pm!


Gambling... fb.me/FzB11juH


  1 

 Eric Johnston @BigEHouston · Jun 11 
Lots of fun last night @HollywoodPenn w/ Ostrich & Camel. Join us 2nite for 2 great PAbred stakes & Belmont 6pm post




  2  1 

 You Retweeted

 Breeders' Cup @BreedersCup · Jun 10
Spotted: @ddelgado64 on @HRRN talking #WinAndYoureIn races at #Belmont! Tune in all weekend: horseracingradio.net

 Belmont Stakes, NYRA, America's Best Racing and 5 others



Penn National

	On-site Handle Grantville	OTW's	Call Center	Total
2009	\$ 32,805,846	\$ 78,089,082	\$ 12,880,684	\$ 123,775,612
2010	\$ 29,029,602	\$ 66,042,013	\$ 27,549,318	\$ 122,620,933
2011	\$ 25,581,880	\$ 62,423,610	\$ 23,907,404	\$ 111,912,894
2012	\$ 25,255,451	\$ 53,957,519	\$ 22,386,596	\$ 101,599,566
2013	\$ 23,700,289	\$ 44,903,365	\$ 19,874,480	\$ 88,478,134
2014	\$ 20,556,334	\$ 33,955,290	\$ 18,831,019	\$ 73,342,643
2015	\$ 19,954,683	\$ 21,802,452	\$ 15,637,634	\$ 57,394,769

	Live Handle Grantville	OTW's	Call Center	Total
2009	\$ 7,736,356	\$ 4,409,392	\$ 2,173,613	\$ 14,319,361
2010	\$ 7,145,869	\$ 3,605,876	\$ 1,814,229	\$ 12,565,974
2011	\$ 6,375,879	\$ 2,721,851	\$ 1,911,496	\$ 11,009,226
2012	\$ 6,780,629	\$ 2,954,433	\$ 1,598,257	\$ 11,333,319
2013	\$ 6,539,407	\$ 2,492,633	\$ 1,721,744	\$ 10,753,784
2014	\$ 5,503,717	\$ 1,835,294	\$ 3,404,729	\$ 10,743,740
2015	\$ 5,112,978	\$ 2,858,776	\$ 2,521,837	\$ 10,493,591

In and Out of State Handle

	Grantville	OTW's	Call Center	Total
2009 In	\$ 1,954,173	\$ 5,834,587	\$ 899,045	
Out	\$ 23,115,318	\$ 67,845,104	\$ 9,808,026	
Total	\$ 25,069,491	\$ 73,679,691	\$ 10,707,071	\$ 109,456,253
2010 In	\$ 1,812,122	\$ 5,381,939	\$ 1,570,107	
Out	\$ 20,071,611	\$ 57,054,198	\$ 24,164,982	
Total	\$ 21,883,733	\$ 62,436,137	\$ 25,735,089	\$ 110,054,959
2011 In	\$ 1,397,192	\$ 4,765,206	\$ 1,071,957	
Out	\$ 17,808,809	\$ 54,936,553	\$ 20,923,951	
Total	\$ 19,206,001	\$ 59,701,759	\$ 21,995,908	\$ 100,903,668
2012 In	\$ 1,497,705	\$ 4,416,686	\$ 1,130,145	
Out	\$ 16,977,117	\$ 46,586,401	\$ 19,658,193	
Total	\$ 18,474,822	\$ 51,003,087	\$ 20,788,338	\$ 90,266,247
2013 In	\$ 1,314,549	\$ 3,636,183	\$ 1,102,260	
Out	\$ 15,846,333	\$ 38,774,549	\$ 17,050,477	
Total	\$ 17,160,882	\$ 42,410,732	\$ 18,152,737	\$ 77,724,351
2014 In	\$ 1,043,657	\$ 2,877,871	\$ 1,633,089	
Out	\$ 14,008,960	\$ 29,242,126	\$ 13,793,200	
Total	\$ 15,052,617	\$ 32,119,997	\$ 15,426,289	\$ 62,598,903
2015 In	\$ 1,076,082	\$ 1,748,803	\$ 1,102,837	
Out	\$ 13,765,622	\$ 17,194,874	\$ 12,012,961	
Total	\$ 14,841,704	\$ 18,943,677	\$ 13,115,798	\$ 46,901,179

Call Center 2014

	Full Card												
	Jan	Feb	Mar	Apr	May	Jun	Jul	Aug	Sep	Oct	Nov	Dec	Total
Instate	43,134	41,278	67,982	62,813	122,617	120,197	156,484	206,578	230,376	170,623	183,471	227,537	1,633,089
Out of State	1,269,073	1,282,179	1,290,693	1,146,798	1,878,216	1,287,188	1,068,138	1,167,765	853,252	998,646	1,050,809	500,445	13,793,200
Live	89,917	40,240	121,862	324,525	421,338	327,968	406,007	370,383	324,901	373,727	300,699	303,162	3,404,729
Total	1,402,124	1,363,697	1,480,538	1,534,137	2,422,171	1,735,353	1,630,628	1,744,726	1,408,528	1,542,996	1,534,978	1,031,144	18,831,019

Call Center 2015

	Full Card												
	Jan	Feb	Mar	Apr	May	Jun	Jul	Aug	Sep	Oct	Nov	Dec	Total
Instate	96,677	58,756	80,054	81,345	146,903	103,569	97,018	87,504	135,757	78,785	81,190	55,280	1,102,837
Out of State	582,877	603,133	727,198	996,006	1,815,414	1,102,265	1,015,810	1,219,297	955,101	1,255,370	846,544	893,945	12,012,961
Live	282,461	243,061	214,114	299,033	256,869	249,973	335,334	233,584	98,345	106,003	108,611	94,449	2,521,837
Total	962,016	904,951	1,021,366	1,376,384	2,219,186	1,455,807	1,448,161	1,540,385	1,189,203	1,440,158	1,036,345	1,043,674	15,637,634

OTW 2014

Full Card													
	Jan	Feb	Mar	Apr	May	Jun	Jul	Aug	Sep	Oct	Nov	Dec	Total
Instate	127,536	150,871	225,385	234,911	321,881	306,502	299,290	275,191	267,404	208,554	213,850	246,496	2,877,871
Out of State	2,261,183	2,394,274	2,787,011	2,493,007	3,901,029	2,643,685	2,226,175	2,489,452	1,900,253	2,269,891	2,488,448	1,387,718	29,242,126
Live	115,157	62,143	171,934	162,227	225,327	145,447	171,943	164,161	136,572	173,938	159,424	147,023	1,835,294
Total	2,503,876	2,607,287	3,184,329	2,890,145	4,448,237	3,095,635	2,697,409	2,928,804	2,304,229	2,652,383	2,861,721	1,781,236	33,955,291

OTW 2015

Full Card													
	Jan	Feb	Mar	Apr	May	Jun	Jul	Aug	Sep	Oct	Nov	Dec	Total
Instate	154,661	122,579	152,545	156,661	250,242	196,413	192,409	172,282	135,757	78,785	81,190	55,280	1,748,803
Out of State	999,504	1,024,259	1,241,823	1,686,937	2,879,044	1,820,794	1,674,979	1,916,575	955,101	1,255,370	846,544	893,945	17,194,874
Live	317,804	275,392	251,705	347,780	304,543	297,594	385,839	270,711	98,345	106,003	108,611	94,449	2,858,776
Total	1,471,969	1,422,230	1,646,073	2,191,378	3,433,829	2,314,800	2,253,227	2,359,567	1,189,203	1,440,158	1,036,345	1,043,674	21,802,452

Grantville 2014**Full Card**

	Jan	Feb	Mar	Apr	May	Jun	Jul	Aug	Sep	Oct	Nov	Dec	Total
Instate	44,992	52,955	72,360	65,067	106,551	97,745	120,817	106,067	124,472	81,521	83,208	87,902	1,043,657
Out of State	936,712	1,106,424	1,201,167	1,103,807	2,045,874	1,339,838	1,149,887	1,225,427	893,964	1,151,314	1,206,526	648,020	14,008,960
Live	240,647	168,913	447,029	474,606	699,887	568,634	649,553	616,899	423,176	434,417	428,629	351,327	5,503,717
Total	1,222,351	1,328,292	1,720,556	1,643,480	2,852,312	2,006,217	1,920,257	1,948,393	1,441,612	1,667,252	1,718,363	1,087,249	20,556,334

Grantville 2015**Full Card**

	Jan	Feb	Mar	Apr	May	Jun	Jul	Aug	Sep	Oct	Nov	Dec	Total
Instate	58,716	79,738	79,105	80,049	108,223	93,149	105,860	94,103	132,593	90,698	94,041	59,808	1,076,082
Out of State	755,002	672,923	878,986	1,226,753	2,121,182	1,429,007	1,075,403	1,237,262	967,350	1,344,082	1,079,136	978,536	13,765,622
Live	330,035	239,568	277,855	456,906	623,760	513,481	612,890	572,656	427,640	395,762	397,490	264,936	5,112,978
Total	1,143,753	992,229	1,235,947	1,763,707	2,853,165	2,035,637	1,794,153	1,904,021	1,527,583	1,830,542	1,570,667	1,303,280	19,954,683

PA Bred Information

	<u>Total</u>	<u>PA Bred</u>	<u>Individual</u>	<u>% PA Bred</u>	<u>Total</u>	<u>PA Bred</u>	<u>% PA Bred</u>	<u>Total</u>	<u>PA Bred</u>	<u>% PA Bred</u>	<u>PA Bred</u>	<u>Total</u>	<u>% PA Bred</u>
	<u>Starters</u>	<u>Starters</u>	<u>PA-Bred Starters</u>	<u>Starters</u>	<u>Races</u>	<u>Winners</u>	<u>Winners</u>	<u>Purses</u>	<u>Earnings</u>	<u>Earnings</u>	<u>Closed Races</u>	<u>Races</u>	<u>Closed Races</u>
2007	12588	3539	1414	28.11%	1569	433	27.60%	\$13,573,900	\$5,055,678	37.25%	34	1569	2.17%
2008	13330	3851	1853	28.89%	1573	401	25.49%	\$22,238,800	\$7,802,877	35.09%	75	1573	4.77%
2009	17017	4686	2253	27.54%	1858	422	22.71%	\$35,854,200	\$10,196,016	28.44%	54	1858	2.91%
2010	15114	4613	2443	30.52%	1771	460	25.97%	\$36,589,570	\$11,111,178	30.37%	174	1771	9.82%
2011	14029	4650	1195	33.15%	1773	549	32.66%	\$34,620,000	\$12,800,340	36.97%	236	1773	13.31%
2012	14215	5913	1375	41.60%	1767	666	37.69%	\$38,493,000	\$17,079,826	44.37%	271	1767	15.34%
2013	13461	6107	1379	45.37%	1769	724	40.93%	\$33,838,000	\$15,822,488	46.76%	287	1769	16.22%
2014	12010	5868	1312	48.86%	1668	766	45.92%	\$31,014,300	\$17,254,066	55.63%	284	1668	17.02%
2015	11131	5323	1228	47.82%	1485	618	41.61%	\$28,372,850	\$14,614,821	51.50%	181	1485	12.18%

**figures provided by PA Horse Breeders Association*

Race Summary Report

From 01/01/2015 to 12/31/2015

Breed: TB Course: Both Sex: Both

State Bred: Included Sorted By: Race Type

Page 1 of 2

Penn National

Race Type	Race Class	Races	Horses	Purses	Percent Total	Long Races	Avg Long	Short Races	Avg Short	Overall Avg
ALLOWANCE										
	ALW	3	18	106,300	0.20	1	5.00	2	6.50	6.00
	ALW(PA)	2	13	66,600	0.13	0	0.00	2	6.50	6.50
	ALWNW1/XMC	71	544	2,138,750	4.78	37	7.70	34	7.62	7.66
	ALWNW1/XMC(PA)	56	431	1,884,800	3.77	25	7.40	31	7.94	7.70
	ALWNW2	2	15	59,000	0.13	1	8.00	1	7.00	7.50
	ALWNW2(PA)	2	11	66,800	0.13	0	0.00	2	5.50	5.50
	ALWNW3	1	6	30,400	0.07	0	0.00	1	6.00	6.00
	All ALW Classes	137	1038	4,332,450	9.21	64	7.55	73	7.61	7.58
ALLOWANCE OPTIONAL CLAIMING										
	ALWNW2/XMCorC25000	66	461	2,006,400	4.44	30	6.53	36	7.36	6.98
	ALWNW3/XMCorC32000	10	57	314,000	0.67	3	4.67	7	6.14	5.70
	All AOC Classes	76	518	2,320,400	5.11	33	6.36	43	7.16	6.81
CLAIMING										
	C10000-9000	16	115	320,000	1.08	10	7.60	6	8.50	7.19
	C10000-9000NW2	5	39	76,000	0.34	2	7.00	3	8.33	7.80
	C10000-9000NW3	10	65	162,000	0.67	2	6.50	8	6.50	6.50
	C10000-9000NW4	3	19	51,300	0.20	2	6.50	1	6.00	6.33
	C12500-10500	13	98	271,700	0.88	4	7.50	9	7.56	7.54
	C12500-10500NW2	38	283	649,800	2.56	21	7.86	17	6.94	7.45
	C12500-10500NW3	20	129	342,000	1.35	11	6.09	9	6.89	6.45
	C12500-10500NW4	18	120	324,000	1.21	6	7.33	12	6.33	6.67
	C15000-13000NW1(DATE)	45	308	855,000	3.03	26	6.96	19	6.68	6.84
	C15000-13000NW2(DATE)	1	5	20,900	0.07	0	0.00	1	5.00	5.00
	C15000-13000NW2(PA)	11	81	229,900	0.74	5	8.60	6	6.33	7.36
	C15000-13000NW3(PA)	3	22	62,700	0.20	3	7.33	0	0.00	7.33
	C16000-14000	2	14	43,800	0.13	1	6.00	1	8.00	7.00
	C16000-14000NW2	22	150	418,000	1.48	15	6.53	7	7.43	6.82
	C16000-14000NW3	13	95	260,000	0.88	4	8.00	9	7.00	7.31
	C18000-16000	1	7	21,900	0.07	1	7.00	0	0.00	7.00
	C20000-18000NW2	5	36	100,000	0.34	2	7.50	3	7.00	7.20
	C20000-18000NW3	1	7	20,000	0.07	0	0.00	1	7.00	7.00
	C25000-22500	1	6	23,800	0.07	1	6.00	0	0.00	6.00
	C25000-22500NW2	24	179	480,000	1.62	7	7.14	17	7.59	7.46
	C25000-22500NW3	5	30	104,500	0.34	1	7.00	4	5.75	6.00
	C4000	18	121	257,400	1.21	10	6.50	8	7.00	6.72
	C4000NW1(DATE)	89	743	934,500	5.99	42	8.26	47	8.43	8.35
	C4000NW2(DATE)	66	507	752,400	4.44	29	7.17	37	8.08	7.68
	C5000	7	41	106,400	0.47	2	6.00	5	5.80	5.86
	C5000NW1(DATE)	27	179	334,800	1.82	11	6.73	16	6.56	6.63
	C5000NW2	82	668	944,400	5.52	36	8.11	46	8.17	8.15
	C5000NW2(PA)	8	59	102,400	0.54	2	6.00	6	7.83	7.38
	C5000NW3	85	720	1,076,800	5.72	37	8.32	48	8.58	8.47
	C5000NW3(PA)	10	79	127,600	0.67	2	6.50	8	8.25	7.90
	C6250-6000	4	33	64,800	0.27	2	9.00	2	7.50	8.25
	C6250-6000NW2(DATE)	54	417	745,200	3.64	30	7.60	24	7.88	7.72
	C6250-6000NW4	81	624	1,198,800	5.45	34	7.35	47	7.96	7.70
	C6250-6000NW4(PA)	1	6	14,800	0.07	1	6.00	0	0.00	6.00
	C7500NW2	38	275	505,400	2.56	15	7.60	23	7.00	7.24
	C7500NW2(PA)	7	51	113,400	0.47	1	7.00	6	7.33	7.29
	C7500NW3	28	216	400,400	1.89	9	7.56	19	7.79	7.71
	C8000-7000	8	50	152,000	0.54	4	6.50	4	6.00	6.25
	C8000-7000NW1(DATE)	35	252	500,500	2.36	23	7.43	12	6.75	7.20
	All CLM Classes	905	6849	13,169,300	60.96	414	7.51	491	7.62	7.57
HANDICAP										
	HCP	2	19	400,000	0.13	1	11.00	1	8.00	9.50
	All HCP Classes	2	19	400,000	.13	1	11.00	1	8.00	9.50

Race Summary Report

From 01/01/2015 to 12/31/2015

Breed: TB Course: Both Sex: Both

Penn National

State Bred: Included Sorted By: Race Type

Page 2 of 2

Race Type	Race Class	Races	Horses	Purses	Percent Total	Long Races	Avg Long	Short Races	Avg Short	Overall Avg
MAIDEN CLAIMING										
	M10000-9000	18	131	257,400	1.21	5	6.20	13	7.69	7.28
	M12500-10500	28	207	453,600	1.89	4	6.75	24	7.50	7.39
	M15000-13000(PA)	21	165	438,900	1.41	10	7.70	11	8.00	7.86
	M16000-14000	17	124	290,700	1.14	10	7.00	7	7.71	7.29
	M18000-16000	3	21	54,300	0.20	2	6.50	1	8.00	7.00
	M20000-16000	17	123	307,700	1.14	6	7.83	11	6.91	7.24
	M25000-22500	27	181	513,000	1.82	10	6.70	17	6.71	6.70
	M32000-28000	1	7	20,900	0.07	0	0.00	1	7.00	7.00
	M40000-35000	1	7	22,800	0.07	0	0.00	1	7.00	7.00
	M5000	48	390	504,000	3.23	20	7.75	28	8.39	8.13
	M5000(PA)	11	86	143,000	0.74	0	0.00	11	7.82	7.82
	M7500	42	321	520,800	2.83	11	7.27	31	7.77	7.64
	M7500(PA)	13	102	210,600	0.88	2	7.00	11	8.00	7.85
	All MCL Classes	247	1865	3,737,700	16.63	80	7.26	167	7.69	7.55
MAIDEN										
	M	53	383	1,569,000	3.57	20	7.55	33	7.03	7.23
	M(PA)	36	260	1,199,800	2.42	8	6.38	28	7.46	7.22
	All MDN Classes	89	643	2,767,800	5.99	28	7.22	61	7.23	7.23
STARTER HANDICAP										
	SHP	2	11	35,000	0.13	2	5.50	0	0.00	5.50
	All SHP Classes	2	11	35,000	.13	2	5.50	0	0.00	5.50
STAKES										
	STK	9	69	1,275,000	0.81	5	8.40	4	6.75	7.67
	All STK Classes	9	69	1,275,000	.81	5	8.40	4	6.75	7.67
STARTER ALLOWANCE										
	STR/ALW25000andNW2	1	7	22,000	0.07	0	0.00	1	7.00	7.00
	STR/ALW4000	1	6	16,000	0.07	0	0.00	1	6.00	6.00
	STR/ALW6250	12	77	217,200	0.81	7	6.71	5	6.00	6.42
	STR/ALW8000	4	29	80,000	0.27	3	8.00	1	5.00	7.25
	All STR Classes	18	119	335,200	1.22	10	7.10	8	6.00	6.61
	All Races	1485	11131	28,372,850	100.00	637	7.41	848	7.56	7.50

	<u>Allowance</u>	<u>Allowance Opt. CLM</u>	<u>Starter Allowance</u>	<u>Claiming 5000 & Less</u>	<u>Claiming 5000 & Greater</u>	<u>Maiden Claiming</u>	<u>Maiden</u>	<u>All Stakes/Handicaps</u>	<u>TOTALS</u>
2007									
# of Races	76	23	37	858	212	295	62	6	1569
% of All Races	4.84%	1.47%	2.36%	54.68%	13.51%	18.80%	3.95%	0.38%	
# of Starters	583	149	257	7021	1635	2440	465	38	12588
Avg. Field Size	7.67	6.48	6.95	8.18	7.71	8.27	7.50	6.33	8.02
Total Purses	\$1,157,800	\$391,200	\$396,800	\$5,843,300	\$2,345,500	\$2,259,400	\$904,900	\$275,000	\$13,573,900
% of All Purses	8.53%	2.88%	2.92%	43.05%	17.28%	16.65%	6.67%	2.03%	
Avg. Purse Per Race	\$15,234	\$17,009	\$10,724	\$6,810	\$11,064	\$7,659	\$14,595	\$45,833	\$8,651
% of Total Races	4.84%	1.47%	2.36%	54.68%	13.51%	18.80%	3.95%	0.38%	
# PA Bred Races	1	0	0	10	3	15	0	5	34
% PA Bred Races	1.32%	0.00%	0.00%	1.17%	1.42%	5.08%	0.00%	83.33%	2.17%

	<u>Allowance</u>	<u>Allowance Opt. CLM</u>	<u>Starter Allowance</u>	<u>Claiming 5000 & Less</u>	<u>Claiming 5000 & Greater</u>	<u>Maiden Claiming</u>	<u>Maiden</u>	<u>All Stakes/Handicaps</u>	<u>TOTALS</u>
2008									
# of Races	77	35	28	658	326	349	84	16	1573
% of All Races	4.90%	2.23%	1.78%	41.83%	20.72%	22.19%	5.34%	1.02%	
# of Starters	592	247	199	6036	2519	2992	631	96	13312
Avg. Field Size	7.69	7.06	7.11	9.17	7.73	8.57	7.51	6.00	8.46
Total Purses	\$1,731,000	\$820,200	\$448,700	\$6,810,400	\$5,175,200	\$4,326,300	\$1,777,000	\$1,150,000	\$22,238,800
% of All Purses	7.78%	3.69%	2.02%	30.62%	23.27%	19.45%	7.99%	5.17%	
Avg. Purse Per Race	\$22,481	\$23,434	\$16,025	\$10,350	\$15,875	\$12,396	\$21,155	\$71,875	\$14,138
% of Total Races	4.90%	2.23%	1.78%	41.83%	20.72%	22.19%	5.34%	1.02%	
# PA Bred Races	7	0	0	7	5	26	22	8	75
% PA Bred Races	9.09%	0.00%	0.00%	1.06%	1.53%	7.45%	26.19%	50.00%	4.77%

	<u>Allowance</u>	<u>Allowance Opt. CLM</u>	<u>Starter Allowance</u>	<u>Claiming 5000 & Less</u>	<u>Claiming 5000 & Greater</u>	<u>Maiden Claiming</u>	<u>Maiden</u>	<u>All Stakes/Handicaps</u>	<u>TOTALS</u>
2009									
# of Races	119	64	42	687	419	419	93	15	1858
% of All Races	6.40%	3.44%	2.26%	36.98%	22.55%	22.55%	5.01%	0.81%	
# of Starters	953	488	306	6958	3458	3995	761	98	17017
Avg. Field Size	8.01	7.63	7.29	10.13	8.25	9.53	8.18	6.53	9.16
Total Purses	\$4,012,500	\$2,265,800	\$1,078,000	\$8,855,800	\$8,650,900	\$6,964,800	\$2,731,400	\$1,295,000	\$35,854,200
% of All Purses	11.19%	6.32%	3.01%	24.70%	24.13%	19.43%	7.62%	3.61%	
Avg. Purse Per Race	\$33,718	\$35,403	\$25,667	\$12,891	\$20,647	\$16,622	\$29,370	\$86,333	\$19,297
% of Total Races	6.40%	3.44%	2.26%	36.98%	22.55%	22.55%	5.01%	0.81%	
# PA Bred Races	5	0	0	4	6	12	25	2	54
% PA Bred Races	4.20%	0.00%	0.00%	0.58%	1.43%	2.86%	26.88%	13.33%	2.91%

	<u>Allowance</u>	<u>Allowance Opt. CLM</u>	<u>Starter Allowance</u>	<u>Claiming 5000 & Less</u>	<u>Claiming 5000 & Greater</u>	<u>Maiden Claiming</u>	<u>Maiden</u>	<u>All Stakes/Handicaps</u>	<u>TOTALS</u>
2010									
# of Races	138	65	38	563	428	440	84	15	1771
% of All Races	7.79%	3.67%	2.15%	31.79%	24.17%	24.84%	4.74%	0.85%	
# of Starters	1088	489	269	5270	3388	3835	659	116	15114
Avg. Field Size	7.88	7.52	7.08	9.36	7.92	8.72	7.85	7.73	8.53
Total Purses	\$4,553,000	\$2,254,000	\$863,000	\$7,225,000	\$8,555,000	\$7,106,000	\$2,637,000	\$1,245,000	\$34,438,000
% of All Purses	13.22%	6.55%	2.51%	20.98%	24.84%	20.63%	7.66%	3.62%	
Avg. Purse Per Race	\$32,993	\$34,677	\$22,711	\$12,833	\$19,988	\$16,150	\$31,393	\$83,000	\$19,446
% of Total Races	7.79%	3.67%	2.15%	31.79%	24.17%	24.84%	4.74%	0.85%	
# PA Bred Races	35	0	0	1	22	75	34	7	174
% PA Bred Races	25.36%	0.00%	0.00%	0.18%	5.14%	17.05%	40.48%	46.67%	9.82%

	<u>Allowance</u>	<u>Allowance Opt. CLM</u>	<u>Starter Allowance</u>	<u>Claiming 5000 & Less</u>	<u>Claiming 5000 & Greater</u>	<u>Maiden Claiming</u>	<u>Maiden</u>	<u>All Stakes/Handicaps</u>	<u>TOTALS</u>
2011									
# of Races	167	45	19	196	853	364	107	22	1773
% of All Races	9.42%	2.54%	1.07%	11.05%	48.11%	20.53%	6.03%	1.24%	
# of Starters	1296	312	126	1640	6709	3011	770	165	14029
Avg. Field Size	7.76	6.93	6.63	8.37	7.87	8.27	7.20	7.50	7.91
Total Purses	5,560,000	1,532,000	423,000	2,316,000	13,572,000	5,665,000	3,527,000	2,025,000	34,620,000
% of All Purses	16.06%	4.43%	1.22%	6.69%	39.20%	16.36%	10.19%	5.85%	
Avg. Purse Per Race	33,293	34,044	22,263	11,816	15,911	15,563	32,963	92,045	19,526
% of Total Races	9.42%	2.54%	1.07%	11.05%	48.11%	20.53%	6.03%	1.24%	
# PA Bred Races	45	0	0	0	60	74	48	9	236
% PA Bred Races	26.95%	0.00%	0.00%	0.00%	7.03%	20.33%	44.86%	40.91%	13.31%

	<u>Allowance</u>	<u>Allowance Opt. CLM</u>	<u>Starter Allowance</u>	<u>Claiming Under 5000</u>	<u>Claiming 5000 & Greater</u>	<u>Maiden Claiming</u>	<u>Maiden</u>	<u>All Stakes/Handicaps</u>	<u>TOTALS</u>
2012									
# of Races	148	58	14	195	860	372	101	19	1767
% of All Races	8.38%	3.28%	0.79%	11.04%	48.67%	21.05%	5.72%	1.08%	
# of Starters	1188	420	112	1692	6812	3077	788	126	14215
Avg. Field Size	8.03	7.24	8.00	8.68	7.92	8.27	7.80	6.63	8.04
Total Purses	5,474,000	2,168,000	318,000	2,505,000	15,737,000	6,669,000	3,647,000	1,975,000	38,493,000
% of All Purses	14.22%	5.63%	0.83%	6.51%	40.88%	17.33%	9.47%	5.13%	
Avg. Purse Per Race	36,986	37,379	22,714	12,846	18,299	17,927	36,109	103,947	21,784
% of Total Races	8.38%	3.28%	0.79%	11.04%	48.67%	21.05%	5.72%	1.08%	
# PA Bred Races	51	0	0	0	87	73	53	7	271
% PA Bred Races	34.46%	0.00%	0.00%	0.00%	10.12%	19.62%	52.48%	36.84%	15.34%

	<u>Allowance</u>	<u>Allowance Opt. CLM</u>	<u>Starter Allowance</u>	<u>Claiming Under 5000</u>	<u>Claiming 5000 & Greater</u>	<u>Maiden Claiming</u>	<u>Maiden</u>	<u>All Stakes/Handicaps</u>	<u>TOTALS</u>
2013									
# of Races	157	50	26	205	898	334	86	13	1769
% of All Races	8.88%	2.83%	1.47%	11.59%	50.76%	18.88%	4.86%	0.73%	
# of Starters	1252	340	167	1633	6699	2607	662	101	13,461
Avg. Field Size	7.98	6.8	6.42	7.97	7.46	7.81	7.70	7.77	7.61
Total Purses	\$5,180,000	\$1,600,000	\$502,000	\$2,421,000	\$14,192,000	\$5,228,000	\$2,850,000	1865000	\$33,838,000
% of All Purses	15%	5%	1%	7%	42%	15%	8%	6%	
Avg. Purse Per Race	\$32,994	\$32,000	\$19,308	\$11,810	\$15,804	\$15,653	\$33,140	\$143,462	\$19,128
% of Total Races	8.88%	2.83%	1.47%	11.59%	50.76%	18.88%	4.86%	0.73%	
# PA Bred Races	73	0	0	0	66	84	52	2	277
% PA Bred Races	46.50%	0.00%	0.00%	0.00%	7.35%	25.15%	60.47%	15.38%	15.66%

2014	Allowance		Starter	Claiming	Claiming	Maiden	All		TOTALS
	Allowance	Opt. CLM	Allowance	Under 5000	5000 & Greater	Claiming	Maiden	Stakes/Handicaps	
# of Races	158	54	34	182	849	290	89	13	1669
% of All Races	9.48%	3.24%	2.03%	10.90%	50.85%	17.40%	5.33%	0.77%	100.00%
# of Starters	1174	369	235	1355	6027	2078	683	89	12010
Avg. Field Size	7.43	6.83	6.91	7.44	7.1	7.17	7.68	6.84	7.2
Total Purses	\$ 4,905,100	\$ 1,643,600	\$ 641,000	\$ 2,018,500	\$ 12,992,800	\$ 4,349,000	\$ 2,839,300	\$ 1,625,000	\$ 31,014,300
% of All Purses	15.82%	5.30%	2.07%	6.51%	41.89%	14.02%	9.15%	5.24%	100.00%
Avg. Purse Per Race	\$ 31,045	\$ 30,437	\$ 18,853	\$ 11,091	\$ 15,304	\$ 14,997	\$ 31,902	\$ 125,000	\$ 18,583
% of Total Races	9.48%	3.24%	2.03%	10.90%	50.85%	17.40%	5.33%	0.77%	100.00%
# PA Bred Races	64	0	0	0	92	68	55	5	284
% PA Bred Races	40.51%	0.00%	0.00%	0.00%	10.84%	23.45%	61.80%	38.46%	17.02%

2015	Allowance		Starter	Claiming	Claiming	Maiden	All		TOTALS
	Allowance	Opt. CLM	Allowance	Under 5000	5000 & Greater	Claiming	Maiden	Stakes/Handicaps	
# of Races	137	76	20	173	732	247	89	11	1485
% of All Races	9.21%	5.12%	1.35%	11.64%	49.32%	16.63%	5.99%	0.74%	100.00%
# of Starters	1038	518	130	1371	5478	1865	643	88	11131
Avg. Field Size	7.58	6.81	6.50	7.92	7.48	7.55	7.22	8.00	7.50
Total Purses	\$ 4,332,450	\$ 2,320,400	\$ 370,200	\$ 2,044,300	\$ 11,125,000	\$ 3,737,700	\$ 2,767,800	\$ 1,675,000	\$ 28,372,850
% of All Purses	15.27%	8.18%	1.30%	7.21%	39.21%	13.17%	9.76%	5.90%	100.00%
Avg. Purse Per Race	\$ 31,624	\$ 30,532	\$ 18,510	\$ 11,817	\$ 15,198	\$ 15,132	\$ 31,099	\$ 152,273	
% of Total Races	9.21%	5.12%	1.35%	11.64%	49.32%	16.63%	5.99%	0.74%	100.00%
# PA Bred Races	60	0	0	0	40	45	36	5	186
% PA Bred Races	43.80%	0.00%	0.00%	0.00%	5.46%	18.22%	40.45%	45.45%	12.53%

Allowance	Allowance	Starter	Claiming	Claiming	Maiden	All		TOTALS
Opt. CLM	Opt. CLM	Allowance	5000 & Less	5000 & Greater	Claiming	Maiden	Stakes/Handicaps	

% Changes 2007-2015

# of Races	80.26%	230.43%	-45.95%	-79.84%	245.28%	-16.27%	43.55%	83.33%	-5.35%
# of Starters	78.04%	247.65%	-49.42%	-80.47%	235.05%	-23.57%	38.28%	131.58%	-11.57%
Avg. Field Size	-1.19%	5.12%	-6.42%	-3.15%	-2.96%	-8.71%	-3.67%	26.32%	-6.52%
Total Purses	274.20%	493.15%	-6.70%	-65.01%	374.31%	65.43%	205.87%	509.09%	109.03%
Avg. Purse Per Race	107.58%	79.51%	72.60%	73.51%	37.37%	97.58%	113.08%	232.23%	-100.00%
# PA Bred Races	5900.00%	#DIV/0!	#DIV/0!	-100.00%	1233.33%	200.00%	#DIV/0!	0.00%	447.06%

CLAIMING ACTIVITY

	<u># of Claims</u>	<u>\$ Amount of Claims</u>	<u>Avg. Claim Amount</u>
2007	219	\$1,135,750	\$5,186
2008	269	\$1,816,000	\$6,751
2009	408	\$3,058,000	\$7,495
2010	508	\$3,669,350	\$7,223
2011	546	\$4,159,250	\$7,618
2012	608	\$4,825,250	\$7,936
2013	665	\$5,484,500	\$8,247
2014	572	\$4,877,250	\$8,527
2015	460	\$3,889,000	\$8,454

PA VS. NON-PA RESIDENCE ACCOUNTS

<u>JOCKEYS</u>	2007			2008			2009		
	<u>Accounts</u>	<u>Earnings</u>	<u>% of Total</u>	<u>Accounts</u>	<u>Earnings</u>	<u>% of Total</u>	<u>Accounts</u>	<u>Earnings</u>	<u>% of Total</u>
PA Address	89	\$ 1,291,074	90.00%	80	\$ 1,837,498	82.17%	116	\$ 2,627,374	72.03%
Non-PA Address	48	\$ 143,382	10.00%	122	\$ 398,642	17.83%	128	\$ 1,020,433	27.97%
Total	137	\$ 1,434,456	100.00%	202	\$ 2,236,140	100.00%	244	\$ 3,647,807	100.00%

	2010			2011			2012		
	<u>Accounts</u>	<u>Earnings</u>	<u>% of Total</u>	<u>Accounts</u>	<u>Earnings</u>	<u>% of Total</u>	<u>Accounts</u>	<u>Earnings</u>	<u>% of Total</u>
PA Address	99	\$2,321,556	67.94%	105	\$2,624,920	77.57%	105	\$3,023,740	81.37%
Non-PA Address	181	\$1,095,445	32.06%	170	\$759,065	22.43%	162	\$683,157	18.38%
Total	280	\$3,417,001	100.00%	276	\$3,383,985	100.00%	267	\$3,715,897	99.76%

	2013			2014			2015		
	<u>Accounts</u>	<u>Earnings</u>	<u>% of Total</u>	<u>Accounts</u>	<u>Earnings</u>	<u>% of Total</u>	<u>Accounts</u>	<u>Earnings</u>	<u>% of Total</u>
PA Address	92	\$2,701,885	81.96%	91	\$2,526,287	84.12%	92	\$ 2,296,415	83.23%
Non-PA Address	157	\$594,654	18.04%	143	\$476,745	15.88%	147	\$ 462,746	16.77%
Total	249	\$3,296,539	100.00%	234	\$3,003,032	100.00%	239	\$ 2,759,161	100.00%

OWNERS-TRAINERS

	2007			2008			2009		
	<u>Accounts</u>	<u>Earnings</u>	<u>% of Total</u>	<u>Accounts</u>	<u>Earnings</u>	<u>% of Total</u>	<u>Accounts</u>	<u>Earnings</u>	<u>% of Total</u>
PA Address	645	\$ 8,271,989	56.02%	655	\$ 10,533,693	47.81%	689	\$ 13,907,314	38.96%
Non-PA Address	985	\$ 6,493,590	43.98%	1124	\$ 11,498,740	52.19%	1384	\$ 21,787,359	61.04%
Total	1630	\$ 14,765,579	100.00%	1779	\$ 22,032,433	100.00%	2073	\$ 35,694,673	100.00%

	2010			2011			2012		
	<u>Accounts</u>	<u>Earnings</u>	<u>% of Total</u>	<u>Accounts</u>	<u>Earnings</u>	<u>% of Total</u>	<u>Accounts</u>	<u>Earnings</u>	<u>% of Total</u>
PA Address	843	\$15,677,213	42.84%	828	\$18,063,533	48.73%	773	\$18,802,362	45.80%
Non-PA Address	2041	\$20,914,923	57.16%	1818	\$19,003,309	51.27%	1798	\$22,249,707	54.20%
Total	2884	\$36,592,136	100.00%	2646	\$37,066,842	100.00%	2571	\$41,052,069	100.00%

	2013			2014			2015		
	<u>Accounts</u>	<u>Earnings</u>	<u>% of Total</u>	<u>Accounts</u>	<u>Earnings</u>	<u>% of Total</u>	<u>Accounts</u>	<u>Earnings</u>	<u>% of Total</u>
PA Address	747	\$17,129,984	47.64%	718	\$17,043,565	51.08%	685	\$ 15,398,675	50.27%
Non-PA Address	1505	\$18,827,505	52.36%	1423	\$16,321,685	48.92%	1371	\$ 15,235,555	49.73%
Total	2252	\$35,957,489	100.00%	2141	\$33,365,250	100.00%	2056	\$ 30,634,230	100.00%

2015 Penn National Residence Analysis

	Num Accts	2014 Purse Earnings	%
Owner/Trainer	1,998	30,038,603.60	87.48%
Non PA Resident	1,342	15,019,579.90	58.76%
PA Resident	656	15,019,023.70	28.72%
Jockey	239	2,759,160.52	10.46%
Non PA Resident	147	462,745.55	6.44%
PA Resident	92	2,296,414.97	4.03%
Owner	44	522,255.20	1.93%
Non PA Resident	29	143,975.00	1.27%
PA Resident	15	378,280.20	0.66%
Trainer	3	0.00	0.13%
Non PA Resident	2	0.00	0.09%
PA Resident	1	0.00	0.04%
Grand Total	2,284	33,320,019.32	100.00%

The RTO System uses data from a variety of sources including, without limitation, data that are inputted by various racetracks, and Jockey Club and/or Equibase Company LLC. All data rights are reserved by the owners thereof. Data provided or compiled by accurate but occasionally errors and omissions occur as a result of incorrect data received from others, mistakes in processing : makes no representations or warranties, expressed or implied, including those of merchantability, accuracy, timeliness or fitness for whatsoever, including but not limited to, the accuracy of any information contained herein. Use (including viewing) of the material of the Terms of Use associated herewith. DATA CONTRIBUTORS TO THE RTO SYSTEM, INCLUDING, WITHOUT LIMITATION, INCOMP. EQUIBASE COMPANY LLC, AND THE VARIOUS CONTRIBUTING RACETRACKS SHALL NOT HAVE ANY RESPONSIBILITY OR LIABILITY FOR THE INFORMATION CONTAINED HEREIN.