

INTRODUCTION

Penn National Race Course opened August 30, 1972 and is the second oldest continuously operating Thoroughbred racetrack in the Commonwealth. Over its 42-year history Penn National has been an innovator and national leader in the pari-mutuel industry.

The Carlino family that took control of Penn National in the early 1980's was able to take this single racetrack and parlay that success into the publicly traded Penn National Gaming, Inc., now one of North America's largest and most diversified gaming and racing companies with annual revenues in excess of \$2.9 billion and 27 facilities in 18 different jurisdictions, including Colorado, Florida, Illinois, Indiana, Iowa, Kansas, Louisiana, Maine, Maryland, Massachusetts, Mississippi, Missouri, Nevada, New Jersey, New Mexico, Ohio, Pennsylvania, Texas, West Virginia, and Ontario. Additionally, Penn National Gaming will soon be adding a facility in California.

In aggregate, Penn National's operated facilities feature approximately 36,800 gaming machines, 850 table games, 2,900 hotel rooms and 1.6 million square feet of gaming floor space.

Horse racing and pari-mutuel wagering continue to be an integral part of Penn National Gaming's continued growth strategy. The company is the largest owner-operator of pari-mutuel racing facilities in North America with 11 wholly or jointly owned operations that conduct nearly 1,200 live racing performances annually and processes in excess of \$1 billion in live and simulcast pari-mutuel wagers.

February 2008, ushered in a new era of Thoroughbred horse racing in Central Pennsylvania. Hollywood Casino at Penn National Race Course (HCPNRC) became the first established racetrack in the state to embrace the legislative intent of Act 71 in creating a fully integrated racing AND gaming facility. The \$325 million project featured all new facilities for racing guests, officials and participants.

Since its passage, HCPNRC has aggressively worked to embrace the legislative intent of Act 71 with respect to stable area improvements.

In 2008, HCPNRC and the PA HBPA entered into a ten year \$10 million commitment for stable area improvements. In just over 7 years, \$9.2 million has been invested in the construction of new barns, improved electrical and plumbing infrastructure, roadway improvements and compliance with Federal and State manure handling requirements.

In addition to the investments noted above, close to \$5 million in capital improvement projects dedicated to horse racing have been completed comprised of new track maintenance equipment, a new equine ambulance, new stable gate entrance area with additional fencing, a refurbished receiving barn and perimeter fencing, a new Laundromat and Medical Clinic, a new roof on the Chapel, security cameras in the Receiving Barn, 21 new storage trailers for the barns and shadow fencing around the perimeter of the race track. Additionally, working in cooperation with the PA HBPA we have constructed a new groom's dormitory, at a cost of \$800,000, that is designed to house 50 stable area employees.

HCPNRC is proud of the improvements it has made to its racing surface. Working closely with the PA HBPA new materials used on the dirt track have resulted in a lower rate of catastrophic injuries and a 30% decline since 2009. Additionally the rate of catastrophic injuries has been at or below the national average the past five years. Also in 2014 we implemented a new aeration program for the turf course. The system known as Dry-Ject is a two phase process that uses water jets to penetrate the

surface of the soil and inject a porous silica sand into the existing growing medium. The first phase "punches" holes on a six inch by six inch grid pattern and penetrates the surface eight to twelve inches deep and injects the silica sand. The second phase injects the silica sand in a fractured pattern to a depth of about four inches. The results of this process are a healthier, faster drying turf course with deeper root growth for extended durability. The Dry-Ject process was developed for golf courses and sports fields and has been used at Marion Country Club, home of the 2013 U.S. Open and at Lincoln Financial Field, home of the Philadelphia Eagles. To the best of our knowledge, Penn National Race Course has been the only race track in the U.S. to adopt this technology and we are enthusiastic about the results.

As a leader in the pari-mutuel industry Penn National understands the many diverse challenges facing horse racing. These challenges which have gained national exposure and attention are not new, nor unique to Penn National, or for that matter any of the racetracks in the Commonwealth. In its continuing efforts to maintain its leadership role and commitment to racing, Penn National Gaming introduced its "Horsemen's Guide" (enclosed) in 2011, for all its pari-mutuel facilities. The Guide is updated and revised annually, details national and local integrity standards and clearly states the expectations IICPNRC has of those wishing to participate and those participating at its facility. The "Guide" is a detailed publication giving horsemen direction and information when racing at Penn National.

Our concern with the humane treatment of our equine population has resulted in a corporate wide policy on horse slaughter with penalties for those who violate the policy. In furtherance of our commitment in this area, Penn National has donated \$50,000 over a four-year span to various horse retirement programs for the PA HBPA, including New Start, CANFER of PA, and ReRun.

Additionally, the Penn National Gaming tracks have been at the forefront of the battle for the adoption of unified medication rules as recommended by the Racing Medication Testing Consortium (RMTC) which would limit the use of therapeutic medications in horse racing. Penn National was also the first Thoroughbred track in the Commonwealth to utilize an independent contractor to administer furosemide (Lasix) on race day.

The pari-mutuel industry has endured significant change over the past 20 years, with Pennsylvania being at the forefront in many of these areas.

Intrastate, and then interstate simulcasting exploded in the 1980's and early 1990's bringing greater choice to racing customers and providing new distribution outlets and revenue opportunities to Pennsylvania racetracks and horsemen.

A new breed of Off-Track Wagering (OTW) was developed and perfected in Pennsylvania through track owned OTWs featuring dining facilities and sports bar amenities -- shattering the previous, undesirable and now defunct OTB model that had been developed in New York State. Penn National was a trailblazer in the development of OTWs both in central Pennsylvania and, through its prior ownership of Pocono Downs, in the northeastern portion of the state. Over the years the convenience of wagering from home via the phone or internet has grown at the detriment of the OTW's. The expense of the brick and mortar facilities has become burdensome and needs to be closely scrutinized if it is to continue in a profitable fashion in the future.

First telephone account wagering, and later wagering via computers and the Internet, provided yet another valuable distribution tool for Pennsylvania racetracks and were a response to the continuing change in preferences of increased information and access by the horse racing fan. Penn National's Telebet, a live telephone operator service, was one of the first operations of its type in North America.

The evolution of increased off-site distribution forged by Pennsylvania since the 1980's has been emulated in many other states with similar growth trajectories. This cycle of change has redefined the current horse racing business model in many ways from economics to customer wagering and viewing habits. Given these developments have occurred over a 20-year time span many of these innovations have reached maturity status and are now in decline, both in Pennsylvania and nationally.

Today, handle on horse racing nationally is generated in most jurisdictions not on live racing occurring at the racetrack, but on simulcast horse (or dog) racing being broadcast into these facilities and through off-site distribution channels. The 2015 Jockey Club Fact Book indicated that only 11.1% of the \$10.5 billion wagered (down 3% from 2013) on Thoroughbred Racing in the United States was generated through live racing at on-track sources. (see Exhibit 1) The remainder was generated away from the racetrack, in many places by third parties that may or may not have significant links or vested economic interests in the racing industry, adding yet another competitive layer of complexity to the industry puzzle.

Given greater consumer choices and usage channels, and a significant imbalance in terms of supply and demand regarding racing dates and available horse supply, the negative impact on live racing handle and attendance has been noticeable at not only racetracks in the Commonwealth, but across the nation. Again, we refer to the 2015 Jockey Club Fact Book reports on pari-mutuel handle trends, Average Field Size, Starts Per horse and Foal Crops as proof of these continued downward trends (see Exhibit 1).

While being highlighted nationally as a strong racing state, Pennsylvania saw a drop in foal crop, again in 2013. For the third time since 2004 – the foal crop dropped from 1,533 in 2010 to 1,186 in 2011 to 932 in 2012 and 878 in 2013. While the North American foal crop had dwindled as well over the last several years, the percentage of Pennsylvania registered foals has dropped from 5.5% in 2010 to 3.9% in 2013 (see Exhibit 1). Additionally, the number of mares bred and stallions standing in the State of Pennsylvania have also been in decline since 2009 (see Exhibit 1).

These numbers point to Pennsylvania racing hitting a plateau and future growth will be difficult unless changes are made. Pennsylvania Racetracks and Horsemen needs to take a serious look at the number of racing dates that are being conducted in the Commonwealth. A potential circuit among the tracks could help grow field size, increase purses and create a superior product. Field size has unequivocally been shown to have a great impact on handle with larger fields generating larger handles.

Among Thoroughbred racetracks, competition for quality and optimum numbers of available racehorses to fill race cards is a challenge, even with purse (prize) money increasing due to alternative gaming revenue sources. One only needs to look at the above mentioned national and local trends to see the reasons why. The introduction of Act 71 and the significant influx of funding from slot machine gaming dollars to purse and breeders funds has created the opportunity to significantly increase earning opportunities for horse owners, breeders and trainers, allowing Pennsylvania to move up in stature among not only racetracks in the competitive Mid Atlantic Region but among tracks on the national landscape as well.

Despite the challenges racetracks face in attracting customers to its brick and mortar facilities, Penn National continues to strategically invest in its facility to expand the market and offer customers and horsemen a first class experience. HCPNRC made a significant capital investment in a state of the art High Definition Video Production equipment for the production and dissemination of its live racing product. HCPNRC joins only a handful of tracks across America who have made such a substantial

investment to supply superior quality video to its racing fans. Additionally a new graphics package was introduced with the high definition rollout.

With respect to Horsemen issues, Penn National is proud of the relationship it has fostered with the PA IIBPA. We have worked with them on a number of major initiatives that we feel will greatly benefit racing in the Commonwealth. Foremost among these is the creation of a stakes schedule in 2013 centered around marquee events and featured the inaugural running of the \$500,000 Penn Mile. This partnership has continued into 2015 with a renewal of the stakes program and the third running of the Penn Mile. In Part II of the following report, the planning and results of the most recent two runnings of this event will be detailed and we hope this day will continue to succeed in the future and help bolster racing at HCPNRC and in the Commonwealth as a whole.

The Pennsylvania State Department of Agriculture and the Gaming Control Board have asked racetrack operators in the state to detail the impact of Act 71 as it relates to facility investments and improvements, existing and future marketing and promotional efforts regarding horse racing, on-track attendance for live racing and benchmarks for breeding, racing and handle. Penn National Race Course is pleased to present the enclosed information which illustrates the many diverse impacts of casino gaming on horse racing at HCPNRC and will be responding in the order as presented by the Department of Agriculture's previously distributed outline.

PART I LIVE ATTENDANCE

1. *Furnish documentation of how the introduction of slot machine gaming at the licensed racetrack has enhanced live racing by increasing live attendance over the calendar year.*

A. Total attendance statistics – daily, monthly and annually

Total attendance statistics for Hollywood Casino at Penn National Race Course (herein referred to as "HCPNRC") (Grantville) and the four Off-Track Wagering facilities are enclosed (see Exhibit 2) for 2014.

Attendance is presented on a day-to-day basis along with monthly totals. (Exhibit 2)

Annual attendance for each facility is as follows for the past three years:

	2014	2013	2012	2014-2013 % Change
Grantville	273,296	207,735	161,223	31.6%
Chambersburg OTW	0	23,390*	39,073	*
Lancaster OTW	34,912	38,378	42,818	-9.3%
Reading OTW	38,541	44,502	51,418	-13.4%
York OTW	56,372	63,907	70,663	-10.8%

*Chambersburg OTW closed on July 31, 2013

B. Description of the general demeanor and qualities of facility and amenities.

As of February 2008, Live Horse Racing and Simulcast Wagering have been conducted within the state of the art, \$325 million facility at HCPNRC. Some of the facility features include:

- Over 40 separate wagering locations with Sportech wagering terminals offering either manned tellers or self-service capabilities.
- Over 110 flat screen, LCD monitors (many of which were replaced in January of 2015) capable of showing High Definition racing and sporting events (where offered.) Live racing from HCPNRC is now shown on monitors in HD on the casino floor and in the popular Skybox sports bar.
- The 450-seat Mountainview dining room overlooking the racetrack is open every live racing night. Each table includes an individual television monitor with many also offering touch screen, table top wagering machines.
- In our box seat area which accommodates 256 guests, food offerings as well as free live racing programs are now available to our paying patrons. Public seating is available to the general population free of charge with box seats available for sale on a nightly or annual basis.
- The 150-seat simulcast teletheater features individual handicapper work stations, 24 55" flat-screen LCD monitors, 12 additional 32" flat-screen TVs and 16 tabletop wagering terminals and a food service area.
- The Paddock Café, an 80+ seat lounge located adjacent to our Paddock/Walking Ring features wagering terminals, program sales, flat-screen televisions, a food court and easy access to the box seats and Mountainview dining.
- An expansive outdoor apron area provides up-close viewing of the Paddock and racing for guests with dozens of picnic tables and other seating options. There is easy access to expanded wagering terminals. Increased food and beverage options have been implemented over the last year, including a BBQ smoker on the apron that is open weekends over the summer.
- The \$200,000 stairway from the box seats and Mountainview dining room to the Paddock Café area was added in 2011 and affords customers and horsemen easy access to the paddock and walking ring area.
- On the racing side, HCPNRC offers a one-mile dirt track, a seven-eighths mile turf course (the first one constructed in the

state) and offers year-round stabling for approximately 1,100 horses in 25 barns. As part of its agreement with the PA HBPA to conform to the backstretch improvement provisions of Act 71, HCPNRC has constructed 13 new barns since mid-2008. HCPNRC entered into a 10-year, \$10 million backstretch capital improvement program in consultation with PA HBPA.

C. Description of appropriate signage and information so patrons can easily access and utilize racing facilities.

Exhibit 3 provides photographs of some of the signage within the HCPNRC facility relating to horse racing. The integrated racing and gaming facility provides easy access from the first floor gaming area to the second and third floor dedicated racing sections. In addition, the facility has convenient and direct access off the casino floor to the outside racing areas.

Guests of the racetrack can conveniently park in the modern 2,500 car parking garage which provides direct access to the second floor Mountainview Dining Room and Simulcast Teletheater level facilities and to the third floor box seat level.

D. Description of changes to physical plant.

The original grandstand building at HCPNRC was razed in 2006 and was replaced in its entirety with a \$325 million state of the art, integrated racing and casino gaming facility. All amenities for racing guests, racing officials and jockeys were part of this new construction.

HCPNRC introduced Table Games in July 2010. Currently there are over 2,400 slot machines on the gaming floor in addition to 64 table games and 16 poker tables. Television monitors dedicated to horse racing are located throughout the casino.

In 2014 HCPNRC, in cooperation with the PA HBPA spent \$775,000 to construct a new 25 room, 50 bed grooms' dormitory. The climate controlled facility offers accommodations for men and women and a common area for social gatherings. To date the facility is approximately 55% occupied. Also in 2014, HCPN built another new barn, at a cost of \$380,000 bringing the total number constructed since 2008 to 13. Two additional barns are slated for 2016.

Other upgrades and improvements for 2014; \$37,000 to improve turf track drainage, \$17,000 for race track privacy fencing, \$34,000 sewage line improvement and approximately \$18,000 in other miscellaneous repairs and improvements.

2. *Describe plans to improve attendance at licensee's racetrack over the successive calendar year in addition to a marketing plan that includes:*

A. **Planned promotional programs to attract patronage**

Beginning in 2013, HCPNRC restructured its stakes program to create two "Marquee Event Days", Penn Mile Day (run between the Preakness Stakes and the Belmont Stakes) and The Holiday Racing Festival, formerly known as Fabulous Strike Day (run in late fall). Marquee Event Days such as the Breeders' Cup, Maryland Million Day, Charlestown Classic have been proven across the racing industry to increase awareness and excitement, both locally and nationally for the host track. Awareness of this type has become extremely important as almost 90% of live handle is generated by off-track simulcast facilities.

In 2012, the open HCPNRC stakes schedule consisted of 12 races, all with purses between \$75,000 - \$200,000, and split out over five days. In contrast, the 2013 HCPNRC stakes schedule was a radical departure, consisting of six open stakes races split over only two days, including two \$200,000 stakes races, and the new premier race for HCPNRC, the \$500,000 Penn Mile. The idea being that in order to make a splash on both a regional and national level, it would be necessary to create a day that could lure some of the top horses, trainers, and jockeys in the country to HCPNRC. The 2014 stakes schedule continued to evolve with the addition of the Penn Mile counterpart for three year old fillies, the Penn Oaks.

HCPNRC continues to put a major marketing and advertising efforts behind the Marquee Event Days, including advertising nationally with the following major print, online, and TV outlets: Daily Racing Form, Paulick Report, Horse Racing Radio Network (HRRN), and Horse Racing TV (HRTV). Locally, the Penn Mile was advertised in the Patriot News, on select Cumulus Radio stations, online at www.hcpn.com/racing, via on-track signage (starting gate, finish line, building, racing program), and also via the HCPNRC international simulcast TV feed.

The inaugural Penn Mile Day was a rousing success. The race attracted three graded stakes winners, a horse from the Kentucky Derby, and four of the best jockeys in the country – Hall of Famers John Velazquez and Edgar Prado, 2013 Kentucky Derby winning jockey Joel Rosario, and Javier Castellano. The impressive winner was Rydilluc for trainer Gary Contessa.

HCPNRC shattered all of its previous handle records. All-sources wagering on the Penn Mile race itself was \$1,139,478, making it far and away the largest single-race handle in the 40-year history of the track. The previous record was the Pennsylvania Governor's Cup Handicap on August 1, 2009, which handled \$377,365.

Total all-sources wagering on the entire ten-race card at Penn National was \$3,658,996, shattering the previous all-sources handle record for a single card of \$2,173,921, which was set on December 26, 1998.

The second renewal of Penn Mile Day, on May 31, 2014, saw similar successes, attracting numerous graded stakes winning horses such as, eventual winner, Bobby's Kitten, who went on to win the prestigious 2014 Breeders' Cup Turf Sprint and propel the Penn Mile to Grade 3 status by the North American Graded Stakes Committee, an achievement rarely done in just two runnings.

The third running of the Penn Mile (first with Graded Status) on May 30, 2015 set the new standard for racing at HCPNRC by attracting horses from every major racing jurisdiction in the U.S., such as Kentucky Derby contender Ocho Ocho Ocho and Papacoolpapacool from California, My Point Exactly from Florida, Granny's Kitten and Tuba from Kentucky and eventual winner Force the Pass from New York.

The full fields and quality, competitive races forged the way for a setting NEW single race and single day handle records \$1.25mm and \$3.86mm respectively.

HCPNRC looks to build on the excitement generated by the Penn Mile in the coming years.

The second of two major stakes nights planned for 2014 The Holiday Racing Festival was postponed by the first named winter storm of the season to impact the Central Pennsylvania region. The race card originally planned for Thanksgiving Eve, was moved in its entirety to Saturday, November 29, 2014. The three stake race card featuring the \$200,000 Fabulous Strike Handicap attracted horses such as Ben's Cat, who won his third straight Fabulous Strike title, Stormin' Monarchs and Tightend Touchdown. HCPNRC has built out a nice niche of terrific Thanksgiving Eve racing and is hopeful that it will be able to complete the card on that day without incident in the future.

Additionally, in 2015, HCPNRC introduce exhibition Camel and Ostrich racing to the Central PA area. The event held on June 5, became an instant fan favorite as patrons literally filled the trackside apron, in what was described by one long time employee as the "largest crowd on the apron since the concerts in the late seventies"

Additional promotional activities currently planned are as follows:

- The Budweiser Clydesdales will be on track on late June and are always a crowd favorite.
- Trackside Micro Brew Beer Festivals
- Food Truck Festivals
- Penn National continues its agreement with the Television Games Network "TVG", the largest broadcaster of live racing in the country showing HCPNRC races and giving the racing product expanded coverage.

- The World Series of Handicapping (WSH) is the oldest handicapping contest in the country (started in 1977) and this year will include a \$5,000 guaranteed first prize.
- HCPNRC has hosted several editions of the FFRENTRI (International Federation of Amateur Riders) events
- HCPNRC, its OTWs and Ebct/Telebet have a guest loyalty program "Players Choice" where guests may earn points redeemable for wagering vouchers and programs/handicapping materials. Approximately 30% of total handle annually is tracked through this program.
- In order to heighten the on-track excitement for the Triple Crown, HCPNRC offers special promotions and restaurant offerings during each leg, the Kentucky Derby, Preakness, and Belmont Stakes.
- In 2012, HCPNRC launched a new eBetUSA online Advanced Deposit Wagering (ADW) site, www.ebetusa.com, with a multitude of new features and improvements to provide for a more customer friendly experience.

Please see Exhibit 4 for various items related to the Penn Mile, Holiday Racing Festival and other promotional events, including advertisements, on-track signage, previews of races, photos and recap articles.

B. Plans for public awareness and outreach

Please see Part I, Section 2 to read about many of the public awareness and outreach plans HCPNRC put into motion.

Additionally:

- In 2015, HCPNRC began a "Grass Roots" community awareness and promotional program with charitable organizations such as Susquehanna Service Dogs, R.A.C.E. Fund House Retirement and Manada Creek Pony Club. Charitable Organizations are invited to attend and promote their programs on our major racing days in exchange for their messaging their social media followership about their attendance at the event.
- Also in 2015, HCPNRC introduce the Saturday Sunrise program in cooperation with the PA HBPA. The program scheduled for one Saturday morning each month during the summer, invites racing fans of all ages to come out and watch morning training and meet owners, trainers and jockeys in a casual setting while enjoying a free continental breakfast.

- HCPNRC continues to utilize social media such as Facebook, Twitter and YouTube pages to help promote the racing product. The Facebook page, in particular, has been greatly received by fans, with numerous updates each week and lots of fan interaction (see Exhibit 5)
- HCPNRC continues to advertise its big horse racing events in the Patriot-News, a Harrisburg newspaper with a circulation in excess of 490,000 readers. This advertising is utilized to help promote specific big racing events at Penn National like the Penn Mile this past June (see Exhibit 4).
- HCPNRC sends out monthly mailers to approximately 50,000 people and each mailer contains information about racing.

C. Proposed changes to physical plant (if any)

Please see Part I, Section 1.

PART II HANDLE

1. *Furnish documentation of how the introduction of slot machine gaming at the licensed racetracks has enhanced live racing by increasing live handle over the calendar year. Please include the following:*

- A. Total amount of live handle wagered on races conducted by licensee.**
1. On-track
 2. Off-Track
 3. Account Wagering
 4. Other Guest Locations

Please see Exhibit 6 for detailed statistics in all the above mentioned categories for calendar years 2014, 2013, 2012, 2011, 2010 and 2009.

- B. Total amount wagered on simulcast races received by the licensee**
1. On-Track
 2. Off-Track
 3. Account Wagering

Please see Exhibit 6 for detailed statistics in all the above mentioned categories for calendar years 2014, 2013, 2012, 2011, 2010 and 2009.

2. Describe plans to increase live handle and simulcast handle with both licensee and at guest locations. UPDATE

Please see Exhibit 6

2014 was a year of decline from a handle stand point. All-sources handle on races run at Hollywood Casino at Penn National Race Course was \$175,318,294 in 2014, down 17.4 % from \$212,168,833 in 2013. This trend was driven in a large part by 18 race card cancellations, due to severe winter weather.

In addition to the decreases on the live racing, daily total on site handle dropped 17% in 2014 to \$73,342,643 from \$88,478,134 in 2013. The decreases in handle are representative of several factors that affected business levels in 2014 from race day cancellations to contract disputes that eliminated simulcasting products from some of the most popular winter racing venues such as Santa Anita, Gulfstream Park and Tampa Bay Downs during the month of December and continued through the first quarter of 2015.

Additionally, On-site handle continues to decline due to the lack of racing inventory as demonstrated in Exhibit 1, which shows another drop of almost 5% in the total number of races run in North America for 2014, combined with ever shrinking number of starters per race. Continued development of the "on track" product has become increasingly important as the availability of the simulcast product dwindles. HCPNRC will continue to market and grow its Marquee Race Days and working on the strategies outlined in Part I Section 2.

PART III NATIVE BREEDING INDUSTRY UPDATE

1. *Furnish documentation of how the introduction of slot machine gaming at the licensed racetrack has enhanced live racing by increasing the number of PA-bred or PA-sired horses participating in races at track over the calendar year. Please include the following:*

A. Total of individual PA-bred/sired horses competing at racetrack, total number of starts these horses made and total purses earned.

In 2014 a total of 1,312 individual PA-bred/sired horses competed at Hollywood Casino at Penn National Race Course. These horses won 766 races, made a total of 5,868 starts and earned \$17,254,066, the highest amount of earnings by PA Breds at HCPNRC since alternative forms of gambling have been introduced.

B. Percentage of the whole that these PA-bred/sired horses contribute to the total number of horses competing at its track, the percentage of the whole as to total number of starts made, the percentage of the whole of purses earned.

Statistics are not kept as to individual horses competing at HCPNRC. In 2014 a total of 12,010 starts were made at HCPNRC, PA-bred/sired horses made up 48.86% (up from 45.73% in 2013) of that total. Total purses distributed at HCPNRC in 2014 were \$31,014,300 with PA-bred/sired horses earning \$17,254,066 or 55.63% (up from 46.76% or \$15,822,488 in 2013).

C. **Total number of races restricting entry to PA-bred or PA-sired horses and total purses paid in restricted races.**

In 2014 a total of 284 races were restricted to Pa-bred/sired horses. There were 279 overnight races and 5 stake races for a total purse distribution of \$17,254,066.

Exhibit 7 documents information regarding PA-bred/sired races from 2007 through 2014. Information for these statistics was provided by the Pennsylvania Thoroughbred Breeders Association and the HCPNRC Horsemen's Bookkeeper utilizing information provided by InCompass Solutions.

2. ***Describe plans to increase participation of PA-bred or PA-sired horses and total purses paid in restricted races.***

As is clearly evident by the number of races written and won by Pennsylvania bred horses in 2014, HCPNRC has, and will continue to be, an active partner with the Commonwealth's Thoroughbred Breeders and Horsemen in the promotion and advocacy of state-bred racing opportunities. HCPNRC desires a strong PA-bred racing program that can produce an adequate quantity of quality racehorses that are competitive not only against other PA-bred horses, but also against open company. A strong PA-bred program benefits all facets of the horse industry in the state and stimulates interest among the wagering public.

In addition to being an active member of the PA Breeders Advisory Committee, HCPNRC offers many advantages to state-bred/sired horses competing here on a year-round basis. Those current advantages include:

- In concert with the PA HBPA and the PA Breeders, HCPNRC put on PA Owners Appreciation Day on Saturday, September 6, 2014, with all races having enhanced purses and preference to horses that have a history of racing at HCPNRC
- The 2015 PA Owners Appreciation Day is still in the planning phase, but will include the same enhancements and similar preferences as to those in 2014.
- Each Penn Mile Day, stakes and overnight races restricted to PA bred are carded in order to help promote on a national stage the best horses and stallions that PA has to offer.
- Up to two (2) races per day in the Condition Book written exclusively for PA-bred horses;
- Per statute, any race with at least eight (8) separate PA-bred entrants is closed exclusively for PA-breds;
- PA-breds receive preference in entering of horses at HCPNRC;
- A 20% additional bonus in purse money for owners of a PA-bred horse competing at HCPNRC.

We are thrilled to report that opportunities for PA-bred horses at HCPNRC continued to increase as a percentage of the total racing product in 2014. A total of 284 races were carded exclusively for PA-bred horses – eight times the number of racing opportunities for PA-breds since 2007.

HCPNRC is extremely appreciative of the role the PA-Bred horses have taken by becoming an increasing portion of our racing product. In this time of constriction in the industry, it is a testament to the PA Breeders' hard work, as the PA-Bred horses going to the race track are one of the few growth sectors in the industry.

HCPNRC requests that the Racing Commission and Gaming Board contact the PA Breeders Association and request any additional information it deems important to supplement information that may have been omitted from this report. In addition, HCPNRC welcomes any feedback and proactive actions by the Thoroughbred Breeders to stimulate horse ownership and interest.

PART IV CLASS

1. *Furnish documentation of how the introduction of slot machine gaming at the licensed racetrack has enhanced live racing by improving the quality in the class of races over the calendar year. Please include the following:*

- Type of race
- Number of Races
- Number of Starters
- Purses Paid

See Exhibit 8 for a detailed chart of this information from 2007 (pre-slot machine gaming at PNRC) through 2014.

Also included is a chart of Claiming Activity (Exhibit 8) at HCPNRC from 2007 through 2014. This benchmark shows that there is still a strong interest in ownership of racehorses and that the economics of horse ownership are geared towards allowing individuals to invest in the industry through the claiming route. The number of claims has increased over 200% from 2007 to 2013, dollars spent on claims has increased 383% from 2007 to 2013. The quality of races is also shown through a 59% increase in the average claiming price from 2007 to 2013.

2. *Describe plans to improve class of horses in races for successive calendar year.*

Since 2007 average daily purse distribution has increased from \$70,000 to \$188,000 in 2012. In 2014 average daily distribution dropped to \$165,000 as purse revenues from all sources face increasing pressure and competition. The early increases in daily purses has brought an influx in not only an increased quantity of horses to race at HCPNRC, but a noticeable improvement in the overall quality of horses competing at the racetrack. This quality has not waned despite the decrease in 2014 and actually continues to grow as evidenced by the increase in the number of allowance, optional allowance and starter allowance races run year over year. This is illustrated in Exhibit 8.

HCPNRC has been transitioning its racing program from a predominately lower level claiming/conditioned racing product to a mid-level claiming and allowance racing format. New trainers and horses from around the country have applied and received stalls and interest continues to be high with new racing operations arriving daily. HCPNRC works closely with the PA-HBPA in order to create a balanced racing program and equitable purse distribution. Many of the lowest level claiming categories have been eliminated, and efforts will continue to refine the qualifying conditions throughout 2015 and going forward. These changes have resulted in higher percentage of claiming races with a claiming price of greater than \$5,000.

In 2012 HCPNRC and the PA-HBPA agreed to, the largest stakes program at HCPNRC in over a decade. This included the richest race ever at HCPNRC, the \$500,000 Penn Mile, as detailed in Part I, Section 2. In 2014, the open stakes program was \$1.4 million, a slight reduction from the \$1.45 million offered in 2012 and 2013, but still ahead of the \$1.3 million in 2011 and \$720,000 in 2010. The 2014 the stakes schedule was scaled back slightly in value to stay consistent with the reductions in available purse dollars. HCPNRC is still in the lower echelon within the region in allocation of total available purses for stakes.

Despite the larger purses in recent years, HCPNRC must still compete against many other regional racetracks with enhanced purse supplements as well as large overlaps in racing dates. Competition in the Mid-Atlantic region is fierce for available, quality horses, with 11 thoroughbred racetracks within a four-hour radius of HCPNRC.

Even with the influx of available purse funds over recent history, trends in Thoroughbred breeding and training philosophies are cutting down on the number of horses available to race. This trend will cause continued problems for all racetracks going forward to offer competitive, quality races with adequate field sizes to generate wagering interest from racing customers. Through 2012, 2013 and into 2014, field size took a precipitous drop and continues to be a major concern on a daily basis.

Through 2014, average field size for the year at HCPNRC was 7.20, a substantial drop from 7.61 during the same period in 2013.

HCPNRC, and Penn National Gaming strongly believes that the horse racing industry, not only in Pennsylvania, but in the Mid-Atlantic region and nationally must seriously look at the number of live racing dates being offered, the available horses to fill those race cards and come to some coordinated effort to improve the wagering handle on races while also balancing the economic realities of horse ownership. Racing date mandates based on artificial numbers, not marketplace realities are detrimental in the long run in producing a quality product which is attractive to the wagering public.

HCPNRC is willing to take a leadership role in this area but needs the cooperation of other tracks, horsemen and racing commissions in order to make this effort succeed. To that end Penn National is involved in discussions with other Mid-Atlantic racing entities regarding coordinating stakes, racing dates and condition book information.

PART V. RESIDENCE

1. *Furnish documentation of how the introduction of slot machine gaming at the licensed racetrack has enhanced live racing by increasing the number of PA residents participating in the Commonwealth's racing industry throughout the calendar year. Please include the following:*

A. **Number of PA residents participating at the track as owners and trainers**

In 2014 a total of 718 individuals listed as owners and/or trainers had registered accounts with the HCPNRC Horsemen's Bookkeeper with a Pennsylvania address. Another 91 Jockey accounts had PA addresses.

Exhibit 9 details the PA/Non-PA resident information for participants in racing at Penn National Race Course from 2007-2014.

B. **Percentage of the whole that PA residents contribute to the total number of owners and trainers.**

In 2014 there were a total of 2,141 registered owners-trainers in the Horsemen's Bookkeeper system. PA residents accounted for 33% of those accounts (718).

In 2014 there were a total of 249 Jockey Accounts with 91 (37%) being PA residents.

Exhibit 9 details the PA/Non-PA resident information for participants in racing at Penn National Race Course from 2007-2014.

C. **Total purse earnings of PA residents at track of owners (as determined by address of stable or lead owner) and trainers.**

PA resident owners-trainers earned \$17,043,565 in purses in 2014 at HCPNRC. Total earnings by PA resident jockeys at HCPNRC in 2014 were \$2,526,287.

Exhibit 9 provides a breakdown of PA and Non-PA resident accounts for Jockeys and Trainers/Owners in our Horsemen's Bookkeeper System for 2007 through 2013.

D. **Estimated amount of purse earnings of non-PA residents stabling horses at the track.**

This is not an easily identifiable number, however, of the 103 individual trainers stabled on the grounds of HCPNRC, a total of 93 (90.2%) are PA residents.

2. *Provide strategy to increase participation of Pennsylvania residents in the PA racing industry for successive calendar year.*

HCPNRC feels that many of the improvements to the physical plant in the clubhouse, grandstand, and backstretch, have made HCPNRC more attractive for horse owners. Without question the influx of increase purses from Slot Machine Gaming has greatly benefited horse owners in making the cost proposition of horse ownership more attractive.

The creation of our marquee stakes events, like the \$500,000 Penn Mile, detailed in Part I, Section 2, and days like PA Owners Appreciation Day, held on September 6, 2014 and detailed in Part III, Section 2, are focused on raising the profile of HCPNRC to PA residents

in addition to providing them with additional opportunities to race horses bred in the Commonwealth and sired by stallions currently standing in the Commonwealth.

The statistics in Part III (Native Breeding Industry) clearly demonstrate that we are a leader in the Commonwealth in terms of opportunities on a daily basis for Pennsylvania-bred horses to compete for excellent purses. It follows that the majority of those racing PA-bred horses will be PA residents.

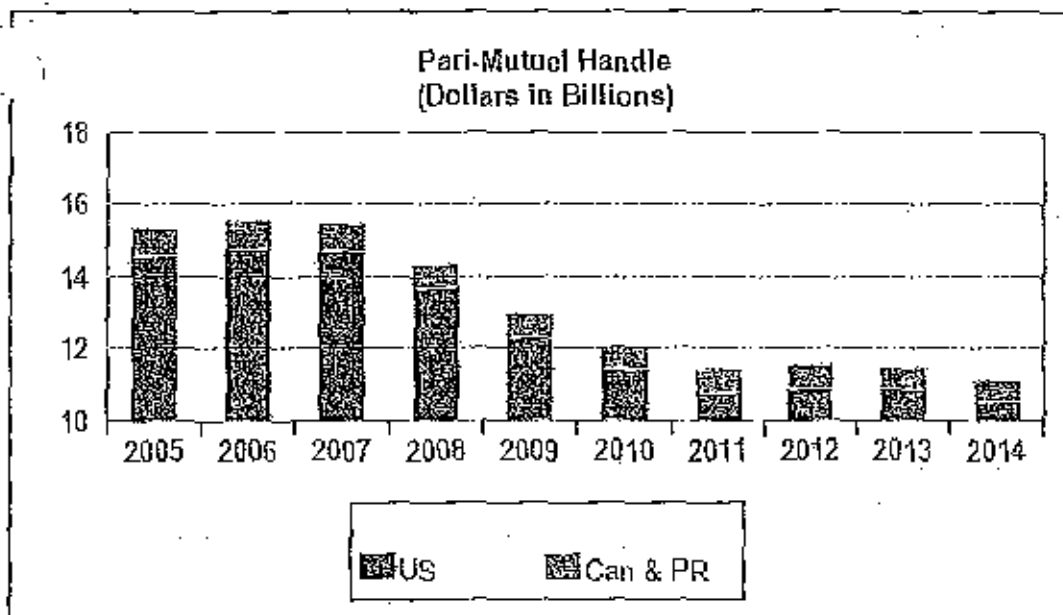
HCPNRC feels that programs designed for horse ownership should also be a priority of the PA-HBPA and the Pennsylvania Thoroughbred Breeders. Seminars on ownership, meeting individuals such as trainers and breeders, tours of facilities, websites or information brochures on how to become an owner or how to purchase a racehorse are all opportunities that could be explored and have been utilized successfully at other racetracks and jurisdictions. HCPNRC would be happy to work with the PA-HBPA and the Thoroughbred Breeders on constructive programs to encourage horse ownership in general, and specifically to PA residents.

While we fully understand the intent to focus on the benefits of the racing program at HCPNRC towards existing residents of the Commonwealth, we hope that the Department of Agriculture, the Gaming Board and elected officials take a much broader view of the impact of slot machine gaming, and table games, on the horse racing industry in Pennsylvania.

Out-of-state owners and trainers make purchases in Pennsylvania, pay taxes in the state and employ individuals who work in the state. If their experience is a positive one, these out-of-state residents will expand their commitment to Pennsylvania racing or may soon become permanent residents of the Commonwealth and establish even stronger economic ties to the state. Given HCPNRC's close proximity to Delaware, Maryland, New Jersey, New York, Virginia and West Virginia we are fortunate to have a steady influx of horsemen, owners, breeders and jockeys competing at our facility. This influx is positive for the overall racing program in creating diversity and improving the quality of the racing, which may grow attendance and handle. These out-of-state individuals will also purchase PA-bred horses, stable, board and breed their horses in the state, claim horses at PA tracks from PA-based trainers and owners and provide significant value to the racing programs at all PA racetracks. We view all of these activities as beneficial in the long-term for the Commonwealth of Pennsylvania.

HCPNRC and Penn National Gaming, Inc. greatly appreciate the opportunity to address both the Pennsylvania State Horse Racing Commission and the Pennsylvania Gaming Control Board in detailing our past, current and future efforts as it relates to the investment and improvement of horse racing at Penn National Race Course and for horse racing in general in the Commonwealth.

PARI-MUTUEL HANDLE

[Go Back](#)

Pari-Mutuel Handle

UNITED STATES*

CANADA*

PUERTO RICO*

Year	UNITED STATES*				CANADA*			PUERTO RICO*			Total*
	On Track	Off Track	Total	% Change	On Track	Off Track	Total	On Track	Off Track	Total	
2000	-	-	9,385	1.1	-	-	823	-	-	-	10,208
1991	-	-	9,393	0.1	-	-	804	-	-	-	10,198
1992	-	-	9,639	2.6	-	-	770	-	-	-	10,409
1993	-	-	9,600	-0.4	-	-	731	-	-	-	10,331
1994	-	-	9,897	3.1	-	-	681	-	-	-	10,578
1995	-	-	10,429	5.4	-	-	795	-	-	-	11,224
1996	2,944	8,683	11,627	11.5	259	383	642	10	257	267	12,536
1997	2,703	9,839	12,542	7.9	217	310	527	9	249	258	13,327
1998	2,498	10,617	13,115	4.6	188	310	498	7	185	192	13,805
1999	2,359	11,365	13,724	4.6	161	278	439	7	238	245	14,408
2000	2,270	12,051	14,321	4.4	150	325	475	10	236	246	15,042
2001	2,112	12,487	14,599	1.9	153	387	540	8	208	216	15,355
2002	2,029	13,033	15,062	3.2	153	414	567	8	221	229	15,858
2003	1,902	13,278	15,180	0.8	139	397	536	8	218	226	15,942
2004	1,860	13,239	15,099	-0.5	137	364	501	8	228	236	15,836
2005	1,741	12,820	14,561	-3.6	144	424	568	8	239	247	15,376
2006	1,688	13,097	14,785	1.5	109	419	528	8	229	237	15,550
07	1,670	13,055	14,725	-0.4	132	375	507	8	206	214	15,446
2008	1,489	12,173	13,662	-7.2	96	393	489	7	188	195	14,346
2009	1,325	10,990	12,315	-9.9	87	403	490	6	162	168	12,973

6/12/2015

www.jockeyclub.com/factbook/handle.asp?print=Y&section=8&add=

2010	1,199	10,220	11,419	-7.3	78	425	503	5	149	154	12,076
2011	1,229	9,541	10,770	-5.7	73	449	522	5	140	145	11,437
2012	1,239	9,643	10,882	1.0	70	486	556	6	127	133	11,571
2013	1,185	9,692	10,877	-0.0	58	431	489	5	113	118	11,484
2014	1,175	9,377	10,552	-3.0	56	414	470	4	94	98	11,120

* Dollars in millions

Note: There was a \$9 million reconciliation (.085%) in total handle for 2010.

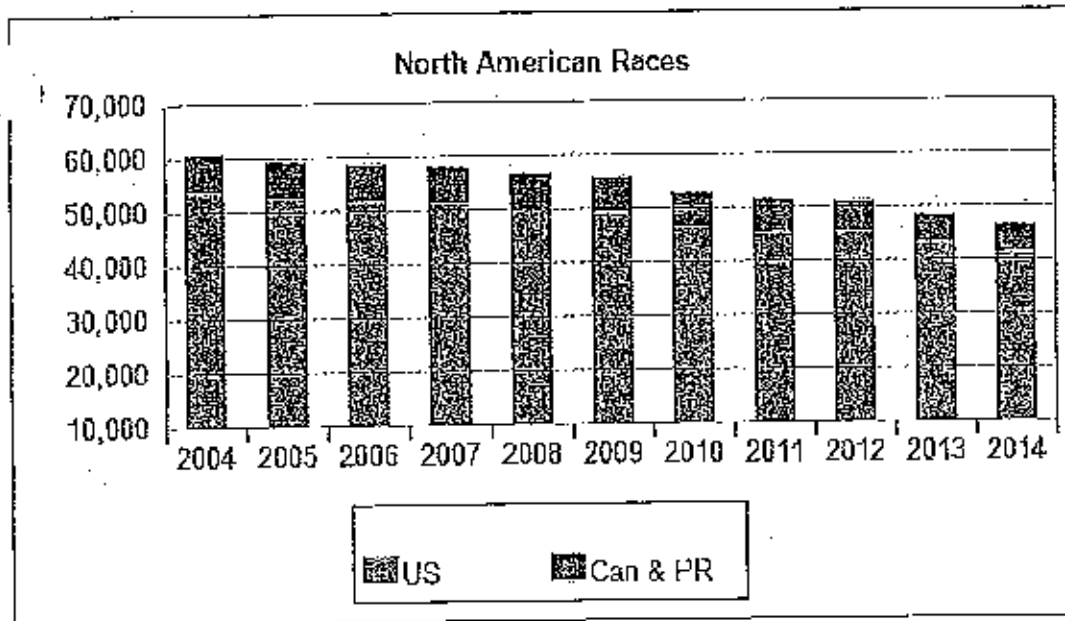
Wagering totals for the U.S., Canada and Puerto Rico include wagering from all sources on race days with at least one Thoroughbred race as reported to Equibase.

In some instances, totals may not equal the sum of on-track and off-track figures due to rounding.

Includes worldwide commingled wagers on races in the U.S., Canada and Puerto Rico and separate pool wagering on U.S. races.

Sources: Equibase Company LLC, CHRIMS (Comprehensive Horse Racing Information Management Systems), and Hipodromo Camarero

NUMBER OF RACES

[Go Back](#)

Number of Races

North American Races by Decade

Year	United States	Percent Change	Canada	Puerto Rico	Total	Total Percent Change
1989	74,071	4.3	7,329	1,308	82,708	3.9
1990	72,664	-1.9	7,307	1,402	81,373	-1.6
1991	71,689	-1.3	7,614	1,433	80,736	-0.8
1992	70,393	-1.8	7,319	1,537	79,249	-1.8
1993	65,354	-7.2	6,988	1,627	73,969	-6.7
1994	64,118	-1.9	6,581	1,645	72,344	-2.2
1995	61,969	-3.4	6,279	1,710	69,958	-3.3
1996	58,259	-6.0	6,129	1,920	66,308	-5.2
1997	57,832	-0.7	5,655	1,934	65,421	-1.3
1998	55,894	-3.4	5,399	1,619	62,912	-3.8
1999	54,644	-2.2	5,538	1,891	62,073	-1.3
2000	55,486	1.5	5,386	2,005	62,877	1.3
2001	55,127	-0.6	5,611	2,096	62,834	-0.1
2002	54,304	-1.5	5,592	2,037	61,933	-1.4
2003	53,503	-1.5	5,498	1,890	60,891	-1.7
2004	53,595	0.2	5,263	1,934	60,792	-0.2
2005	52,257	-2.5	5,238	1,948	59,443	-2.2
2006	51,668	-1.1	5,234	1,949	58,851	-1.0

6/12/2015

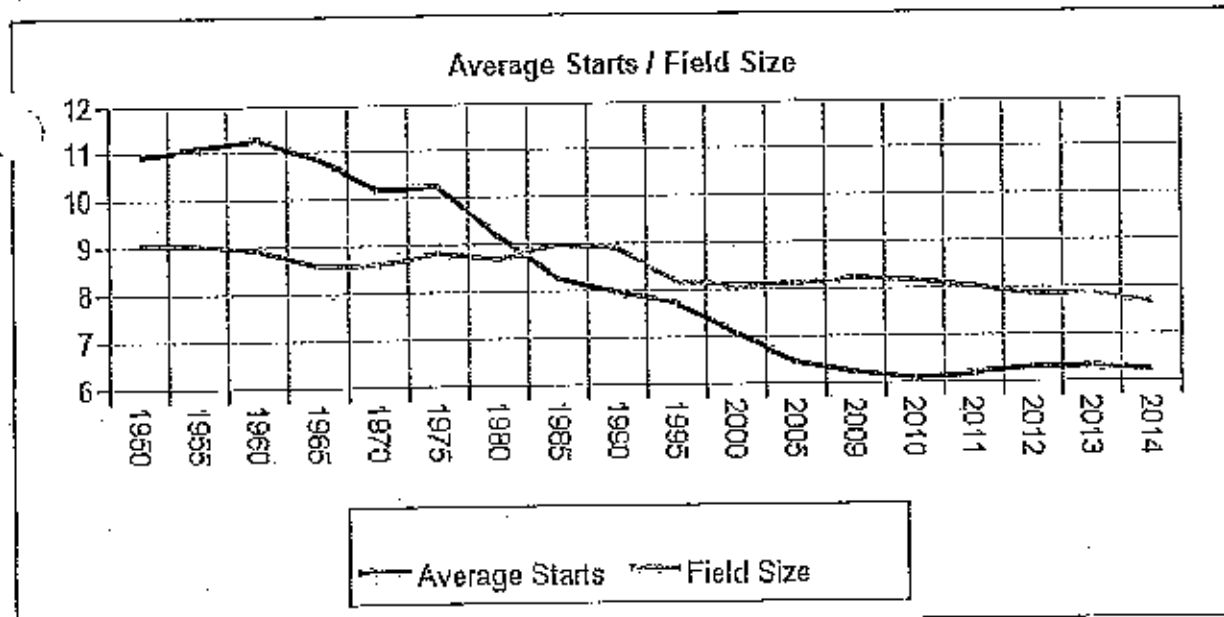
www.jockeyclub.com/factbook/traces.asp?print=Y§ion=6&add=

2007	51,304	-0.7	5,057	1,875	58,236	-1.0
2008	50,120	-2.3	4,950	1,905	56,975	-2.2
2009	49,368	-1.5	4,753	1,863	55,984	-1.7
2010	46,379	-6.1	4,539	1,853	52,771	-5.7
2011	45,417	-2.1	4,376	1,790	51,583	-2.3
2012	45,086	-0.7	4,295	1,820	51,201	-0.7
2013	43,139	-4.3	3,675	1,766	48,580	-5.1
2014	41,277	-4.3	3,363	1,649	46,289	-4.7

Includes non-wagering steeplechase races.

Sources: Equibase Company LLC and Hipodromo Camarero

SIZE OF FIELD AND STARTS PER HORSE (US AND CANADA) [Go Back](#)



Size of Field and Starts Per Horse

Year	Starters	Races	Starts	Avg. Field	Avg. Starts/Runner
1950	22,388	26,932	244,343	9.07	10.91
1955	25,924	31,757	287,775	9.06	11.10
1960	29,798	37,661	337,060	8.95	11.31
1965	37,386	47,335	406,646	8.59	10.88
1970	47,778	56,676	488,326	8.62	10.22
1975	58,816	68,210	601,780	8.82	10.23
1980	64,506	68,243	593,849	8.70	9.21
1985	82,548	75,687	683,667	9.03	8.28
1990	89,716	79,971	712,494	8.91	7.94
1991	86,937	79,303	693,614	8.75	7.98
1992	83,404	77,712	669,967	8.62	8.03
1993	78,740	72,342	618,974	8.56	7.86
1994	74,955	70,699	587,404	8.31	7.84
1995	72,399	68,248	559,669	8.20	7.73
1996	70,450	64,388	534,861	8.31	7.59
1997	69,056	63,487	520,880	8.20	7.54
1998	68,697	61,293	500,710	8.17	7.29
1999	68,678	60,182	493,926	8.21	7.19
2000	69,569	60,872	493,682	8.11	7.10
2001	71,278	60,738	496,604	8.18	6.97
2002	72,825	59,896	495,228	8.27	6.80
2003	73,918	59,001	489,503	8.30	6.62

6/12/2015

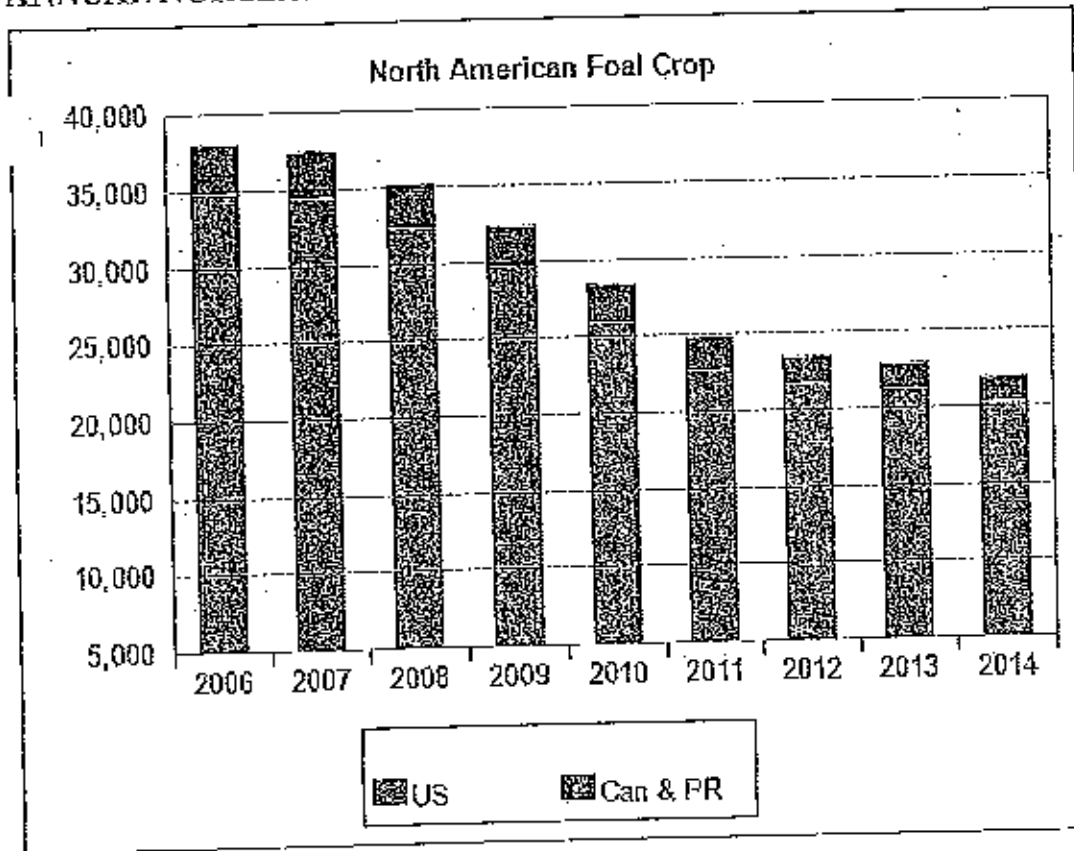
www.jockeyclub.com/factbook/facts/size.asp?print=Y§ion=10&add=

2004	74,206	58,858	487,428	8.28	6.57
2005	72,780	57,495	469,644	8.17	6.45
2006	72,729	56,902	462,937	8.14	6.37
2007	72,966	56,361	460,492	8.17	6.31
2008	72,638	55,069	450,095	8.17	6.20
2009	71,662	54,121	446,196	8.24	6.23
2010	68,235	50,918	417,192	8.19	6.11
2011	64,625	49,794	400,408	8.04	6.20
2012	61,863	49,381	389,568	7.89	6.30
2013	58,138	46,814	367,567	7.85	6.32
2014	55,198	44,640	343,397	7.69	6.22

Figures include U.S. and Canada only

Source: Equibase Company LLC

ANNUAL NORTH AMERICAN REGISTERED FOAL CROP

[Go Back](#)

Annual North American Registered Foal Crop

Year	United States	Percent Change	Canada	Puerto Rico	Total North American	Percent Change
1990	40,333	-8.2	3,193	617	44,143	-7.5
1991	38,151	-5.4	3,025	628	41,804	-5.3
1992	35,051	-8.1	2,777	610	38,438	-8.1
1993	33,822	-3.5	2,713	605	37,140	-3.4
1994	32,118	-5.0	2,591	632	35,341	-4.8
1995	31,884	-0.7	2,446	653	34,983	-1.0
1996	32,243	1.1	2,397	726	35,366	1.1
1997	32,119	-0.4	2,284	740	35,143	-0.6
1998	32,947	2.6	2,340	734	36,021	2.5
1999	33,844	2.7	2,435	650	36,929	2.5
2000	34,728	2.6	2,465	562	37,755	2.2
2001	34,721	-0.0	2,590	590	37,901	0.4
2002	32,986	-5.0	2,468	524	35,978	-5.1
2003	33,976	3.0	2,576	515	37,067	3.0
2004	34,800	2.4	2,615	534	37,949	2.4
2005	35,050	0.7	2,788	527	38,365	1.1

6/12/2015

www.jockeyclub.com/factbook/foalcrop-na.asp?print=Y§ion=2&wdt=

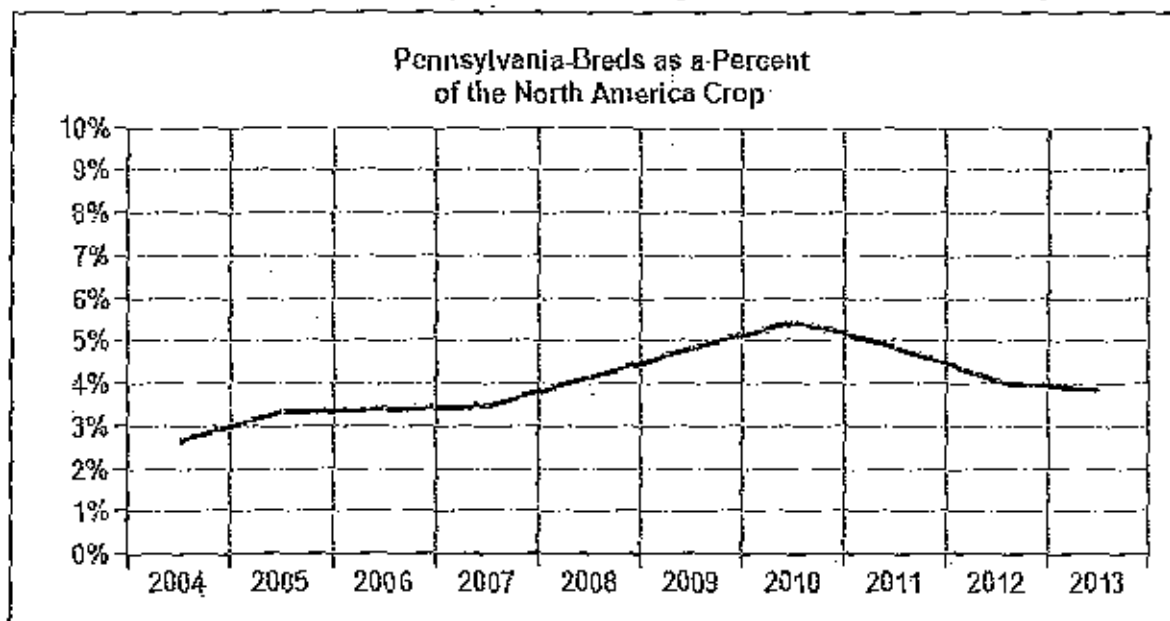
2006	34,902	-0.4	2,643	556	38,101	-0.7
2007	34,356	-1.6	2,546	595	37,497	-1.6
2008	32,329	-5.9	2,382	559	35,270	-5.9
2009	29,605	-8.4	2,323	429	32,357	-8.3
2010	25,932	-12.4	2,118	347	28,397	-12.2
2011	22,610	-12.8	1,990	295	24,895	-12.3
2012	21,725*	-3.9	1,425*	350*	23,500*	-5.6
2013	21,275*	-2.1	1,400*	325*	23,000*	-2.1
2014	20,300*	-4.6	1,400*	300*	22,000*	-4.3

* Estimated figures

Foal crops are estimated against Reports of Mares Bred, scheduled to be filed by Aug. 1 of each breeding season. Foal registration is to be completed within 12 months of the birth of the foal. However, late registration is available for additional fees, making actual foal crop counts impractical before Dec. 31 of the crop's 2-year-old year, the time by which the vast majority of the foal crop has been registered.

Source: The Jockey Club

Annual Pennsylvania Registered Foal Crop

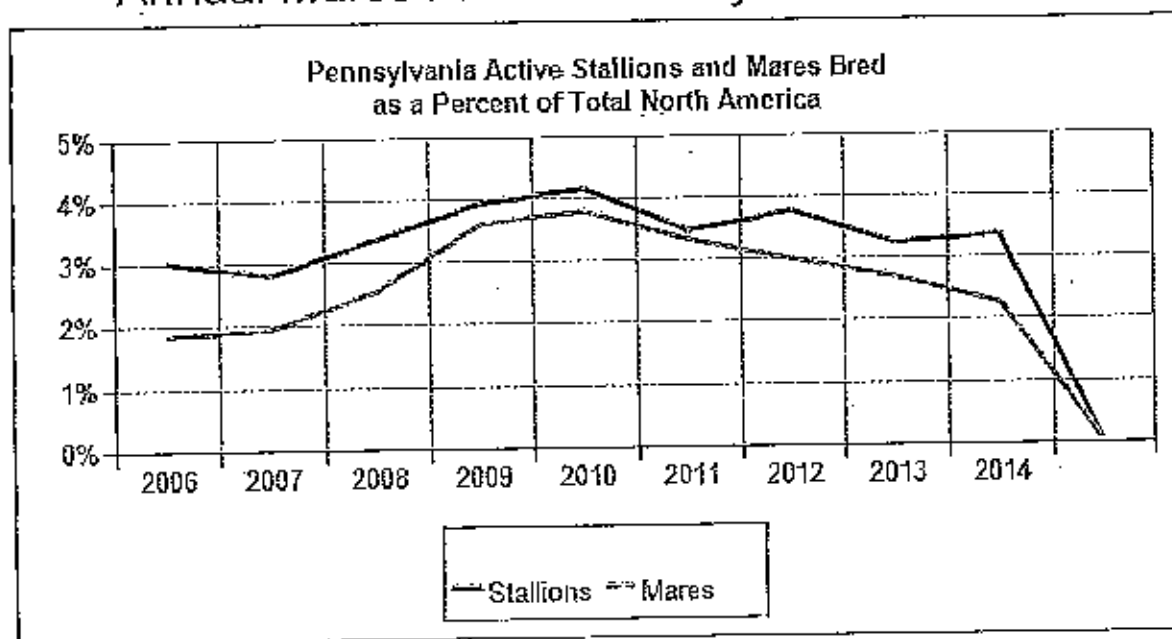


Crop Year	Pennsylvania	North America	Pct. of NA Crop
1993	877	38,535	2.4
1994	822	34,709	2.4
1995	763	34,330	2.2
1996	848	34,640	2.4
1997	898	34,403	2.6
1998	918	35,287	2.6
1999	978	36,279	2.7
2000	929	37,193	2.5
2001	914	37,311	2.4
2002	873	35,454	2.5
2003	1,039	36,552	2.8
2004	984	37,415	2.6
2005	1,257	37,838	3.3
2006	1,269	37,545	3.4
2007	1,281	36,902	3.5
2008	1,432	34,711	4.1
2009	1,540	31,928	4.8
2010	1,534	28,050	5.5
2011	1,193	24,600	4.8
2012	943	23,150	4.1
2013	878	22,675 *	3.9

* Estimated figure

Figures as of 06/01/2015
North America includes U.S. and Canada only

Annual Mares Bred to Pennsylvania Stallions



Year	Mares Bred	Pct. of NA	Stallions	Pct. of NA	Avg. Book Size	Avg. NA Book Size
1993	838	1.4	153	2.4	5.5	9.8
1994	748	1.3	132	2.0	5.3	10.2
1995	831	1.4	143	2.5	5.8	10.5
1996	805	1.4	137	2.6	5.9	11.0
1997	851	1.5	135	2.7	6.3	11.5
1998	895	1.5	120	2.4	7.5	12.1
1999	992	1.6	124	2.6	8.0	12.8
2000	1,016	1.6	123	2.6	8.3	13.5
2001	976	1.5	117	2.6	8.3	13.7
2002	1,026	1.6	109	2.5	9.4	14.2
2003	1,027	1.6	121	2.8	8.5	14.2
2004	1,027	1.6	120	2.8	8.6	14.6
2005	1,210	1.9	129	3.1	9.4	15.1
2006	1,159	1.9	122	3.0	9.5	15.5
2007	1,173	2.0	106	2.8	11.1	15.9
2008	1,414	2.5	120	3.4	11.8	16.7
2009	1,753	3.6	128	3.9	13.7	14.9
2010	1,650	3.8	126	4.1	13.1	14.4
2011	1,313	3.3	95	3.5	13.8	14.4
2012	1,118	3.0	94	3.8	11.9	14.9
2013	971	2.7	73	3.2	13.3	15.8
2014	812	2.3	61	3.3	13.3	19.4

Figures as of 06/01/2015
North America includes U.S. and Canada only

Penn National Attendance 2014 by Month and Location

	<u>ATTENDANCE</u>			
	<u>Ontrack</u>	<u>Reading</u>	<u>York</u>	<u>Lancaster</u>
January	14,291	2,843	4,362	2,461
February	10,842	2,651	4,072	2,360
March	22,906	3,501	5,255	3,095
April	23,035	2,941	4,222	2,694
May	37,002	5,668	9,339	5,582
June	27,278	3,857	6,111	3,715
July	28,857	2,908	4,216	2,581
August	28,654	3,220	4,463	2,800
September	20,538	2,655	3,494	2,388
October	22,776	2,879	3,962	2,564
November	20,841	3,086	3,869	2,564
December	16,276	2,332	3,007	2,108
	<u>273,296</u>	<u>38,541</u>	<u>56,372</u>	<u>34,912</u>

ATTENDANCE

			Ontrack	Reading	York	Lanc
1	1/1	Wed	175	95	127	72
2	1/2	Thu	54	81	100	63
3	1/3	Fri	93	90	104	76
4	1/4	Sat	1,243	170	266	138
5	1/5	Sun	111	75	73	52
6	1/6	Mon	19	21	59	65
7	1/7	Tue	7	-	-	-
8	1/8	Wed	90	73	100	67
9	1/9	Thu	117	82	184	51
10	1/10	Fri	1,040	156	232	116
11	1/11	Sat	261	189	280	139
12	1/12	Sun	129	116	150	86
13	1/13	Mon	33	35	93	71
14	1/14	Tue	22	24	55	29
15	1/15	Wed	854	67	134	73
16	1/16	Thu	828	91	144	107
17	1/17	Fri	1,656	171	225	142
18	1/18	Sat	1,798	226	335	174
19	1/19	Sun	113	105	127	62
20	1/20	Mon	100	45	114	85
21	1/21	Tue	-	-	-	-
22	1/22	Wed	46	46	59	30
23	1/23	Thu	636	75	133	63
24	1/24	Fri	135	108	197	112
25	1/25	Sat	1,380	180	308	135
26	1/26	Sun	117	134	161	102
27	1/27	Mon	29	29	87	73
28	1/28	Tue	9	11	35	12
29	1/29	Wed	844	71	104	63
30	1/30	Thu	852	89	152	73
31	1/31	Fri	1,482	188	224	130
1	2/1	Sat	1,979	246	364	182
2	2/2	Sun	117	118	133	83
3	2/3	Mon	-	-	-	-
4	2/4	Tue	26	29	58	12
5	2/5	Wed	38	43	9	24
6	2/6	Thu	85	71	130	51
7	2/7	Fri	235	169	228	154
8	2/8	Sat	388	228	286	159
9	2/9	Sun	150	111	142	138
10	2/10	Mon	50	29	78	66
11	2/11	Tue	76	35	60	23
12	2/12	Wed	75	74	114	71
13	2/13	Thu	0	-	-	-
14	2/14	Fri	155	69	168	108
15	2/15	Sat	169	124	235	121
16	2/16	Sun	177	144	174	93
17	2/17	Mon	123	47	139	99
18	2/18	Tue	19	24	56	26
19	2/19	Wed	62	79	123	66
20	2/20	Thu	177	85	142	121
21	2/21	Fri	1,351	130	240	127
22	2/22	Sat	2,087	231	352	184
23	2/23	Sun	229	137	169	107
24	2/24	Mon	32	35	73	64
25	2/25	Tue	50	39	61	36

28	2/28	Fri	1,489	167	247	131
1	3/1	Sat	1,964	239	363	200
2	3/2	Sun	158	133	107	90
3	3/3	Mon	49	32	83	51
4	3/4	Tue	43	33	75	42
5	3/5	Wed	763	93	155	73
6	3/6	Thu	1,075	95	157	78
7	3/7	Fri	1,426	155	219	136
8	3/8	Sat	2,013	257	361	215
9	3/9	Sun	139	121	142	99
10	3/10	Mon	40	36	84	68
11	3/11	Tue	42	30	69	39
12	3/12	Wed	579	82	135	69
13	3/13	Thu	759	82	147	87
14	3/14	Fri	1,493	191	226	145
15	3/15	Sat	1,994	238	347	180
16	3/16	Sun	167	126	167	103
17	3/17	Mon	52	45	71	61
18	3/18	Tue	27	33	67	36
19	3/19	Wed	850	87	143	66
20	3/20	Thu	919	84	146	123
21	3/21	Fri	1,444	152	255	129
22	3/22	Sat	1,894	236	330	167
23	3/23	Sun	166	130	155	100
24	3/24	Mon	39	38	87	69
25	3/25	Tue	34	27	53	35
26	3/26	Wed	713	89	131	56
27	3/27	Thu	984	80	159	83
28	3/28	Fri	1,152	148	258	143
29	3/29	Sat	1,746	244	374	202
30	3/30	Sun	131	124	120	86
31	3/31	Mon	50	39	69	64
1	4/1	Tue	38	35	66	38
2	4/2	Wed	985	84	126	67
3	4/3	Thu	883	73	147	85
4	4/4	Fri	1,363	171	247	163
5	4/5	Sat	2,047	262	370	210
6	4/6	Sun	171	123	133	98
7	4/7	Mon	35	38	59	61
8	4/8	Tue	38	33	50	45
9	4/9	Wed	869	80	120	78
10	4/10	Thu	1,014	81	105	81
11	4/11	Fri	1,283	153	224	158
12	4/12	Sat	1,968	246	267	176
13	4/13	Sun	133	117	124	77
14	4/14	Mon	42	29	71	74
15	4/15	Tue	48	30	55	42
16	4/16	Wed	1,043	84	153	70
17	4/17	Thu	1,021	77	161	119
18	4/18	Fri	1,736	174	229	154
19	4/19	Sat	2,074	224	302	172
20	4/20	Sun	66	-	78	-
21	4/21	Mon	29	27	60	32
22	4/22	Tue	35	23	53	38
23	4/23	Wed	951	99	99	78
24	4/24	Thu	1,107	69	128	89
25	4/25	Fri	1,226	155	215	117
26	4/26	Sat	1,898	204	262	151

29	4/29	Tue	46	26	63	42
30	4/30	Wed	700	74	118	53
1	5/1	Thu	1,075	109	168	98
2	5/2	Fri	2,865	527	784	456
3	5/3	Sat	4,661	1,371	2,410	1,482
4	5/4	Sun	220	158	177	104
5	5/5	Mon	28	32	69	70
6	5/6	Tue	26	35	73	30
7	5/7	Wed	866	83	128	64
8	5/8	Thu	821	77	143	94
9	5/9	Fri	1,334	182	216	124
10	5/10	Sat	1,933	203	261	169
11	5/11	Sun	119	116	108	83
12	5/12	Mon	36	18	54	56
13	5/13	Tue	70	24	60	36
14	5/14	Wed	834	84	121	69
15	5/15	Thu	936	72	144	113
16	5/16	Fri	1,973	370	634	321
17	5/17	Sat	4,601	780	1,767	930
18	5/18	Sun	129	146	132	105
19	5/19	Mon	44	24	62	64
20	5/20	Tue	57	20	64	33
21	5/21	Wed	826	88	131	83
22	5/22	Thu	896	79	137	78
23	5/23	Fri	1,353	139	212	130
24	5/24	Sat	2,066	203	247	138
25	5/25	Sun	157	100	120	76
26	5/26	Mon	162	74	122	98
27	5/27	Tue	39	29	59	38
28	5/28	Wed	827	76	107	58
29	5/29	Thu	920	75	133	76
30	5/30	Fri	1,732	146	212	123
31	5/31	Sat	5,394	228	284	183
1	6/1	Sun	114	114	74	78
2	6/2	Mon	34	32	51	37
3	6/3	Tue	26	26	67	45
4	6/4	Wed	996	68	139	81
5	6/5	Thu	835	83	111	92
6	6/6	Fri	2,204	360	680	375
7	6/7	Sat	5,111	1,024	2,043	1,164
8	6/8	Sun	126	116	116	80
9	6/9	Mon	26	39	76	60
10	6/10	Tue	27	39	38	29
11	6/11	Wed	732	84	122	75
12	6/12	Thu	774	68	130	72
13	6/13	Fri	1,050	158	204	115
14	6/14	Sat	2,247	208	261	159
15	6/15	Sun	122	105	128	77
16	6/16	Mon	29	33	57	54
17	6/17	Tue	27	20	39	41
18	6/18	Wed	953	60	130	55
19	6/19	Thu	1,190	86	148	127
20	6/20	Fri	1,828	148	152	109
21	6/21	Sat	2,616	194	220	130
22	6/22	Sun	148	113	120	72
23	6/23	Mon	29	32	50	49
24	6/24	Tue	18	33	41	27
25	6/25	Wed	902	63	150	56

28	6/28	Sat	2,314	186	248	163
29	6/29	Sun	133	108	118	72
30	6/30	Mon	46	29	75	53
1	7/1	Tue	51	33	44	44
2	7/2	Wed	1,102	69	141	69
3	7/3	Thu	1,469	114	186	94
4	7/4	Fri	1,832	167	198	122
5	7/5	Sat	2,278	183	267	171
6	7/6	Sun	173	121	113	86
7	7/7	Mon	66	32	73	57
8	7/8	Tue	38	32	56	42
9	7/9	Wed	1,035	71	145	78
10	7/10	Thu	1,084	74	122	76
11	7/11	Fri	1,871	148	193	114
12	7/12	Sat	2,364	199	253	134
13	7/13	Sun	153	100	123	82
14	7/14	Mon	41	38	44	67
15	7/15	Tue	37	20	51	35
16	7/16	Wed	1,011	59	125	54
17	7/17	Thu	1,090	81	120	85
18	7/18	Fri	1,848	152	217	129
19	7/19	Sat	2,488	204	303	136
20	7/20	Sun	166	96	153	92
21	7/21	Mon	35	33	86	50
22	7/22	Tue	28	32	43	27
23	7/23	Wed	974	82	107	69
24	7/24	Thu	1,021	66	114	78
25	7/25	Fri	1,799	141	187	123
26	7/26	Sat	2,444	221	265	155
27	7/27	Sun	180	126	151	104
28	7/28	Mon	60	29	61	55
29	7/29	Tue	32	30	45	29
30	7/30	Wed	1,054	73	100	49
31	7/31	Thu	1,034	82	130	75
1	8/1	Fri	1,698	156	205	115
2	8/2	Sat	2,586	232	294	182
3	8/3	Sun	181	99	149	95
4	8/4	Mon	708	41	82	66
5	8/5	Tue	40	32	59	29
6	8/6	Wed	1,009	82	127	78
7	8/7	Thu	1,012	76	117	62
8	8/8	Fri	1,836	149	189	127
9	8/9	Sat	2,462	188	226	139
10	8/10	Sun	119	115	133	95
11	8/11	Mon	37	32	68	65
12	8/12	Tue	26	27	46	45
13	8/13	Wed	838	69	135	55
14	8/14	Thu	1,091	60	134	69
15	8/15	Fri	1,601	129	168	104
16	8/16	Sat	2,232	181	264	143
17	8/17	Sun	159	136	148	82
18	8/18	Mon	65	33	61	68
19	8/19	Tue	34	24	41	29
20	8/20	Wed	989	67	127	59
21	8/21	Thu	819	70	116	105
22	8/22	Fri	1,763	159	202	129
23	8/23	Sat	1,720	238	321	165
24	8/24	Sun	151	108	115	97
25	8/25	Mon	29	41	78	75

27	8/27	Wed	917	76	123	70
28	8/28	Thu	849	80	147	76
29	8/29	Fri	1,425	155	196	118
30	8/30	Sat	2,000	194	218	155
31	8/31	Sun	216	135	121	67
1	9/1	Mon	300	74	176	111
2	9/2	Tue	35	33	61	35
3	9/3	Wed	855	69	122	59
4	9/4	Thu	836	69	119	60
5	9/5	Fri	1,407	140	171	133
6	9/6	Sat	1,948	185	215	153
7	9/7	Sun	94	98	104	73
8	9/8	Mon	23	14	56	51
9	9/9	Tue	47	30	48	30
10	9/10	Wed	803	76	113	58
11	9/11	Thu	877	75	110	58
12	9/12	Fri	1,552	140	167	123
13	9/13	Sat	1,750	197	234	144
14	9/14	Sun	107	99	108	81
15	9/15	Mon	32	20	58	20
16	9/16	Tue	45	35	68	39
17	9/17	Wed	714	70	111	63
18	9/18	Thu	791	77	104	93
19	9/19	Fri	1,247	150	160	119
20	9/20	Sat	1,882	225	238	198
21	9/21	Sun	81	98	87	63
22	9/22	Mon	48	28	44	50
23	9/23	Tue	34	32	42	30
24	9/24	Wed	857	68	118	56
25	9/25	Thu	1,003	73	96	67
26	9/26	Fri	1,361	138	120	122
27	9/27	Sat	1,624	204	223	134
28	9/28	Sun	137	91	118	78
29	9/29	Mon	21	23	54	49
30	9/30	Tue	27	26	49	38
1	10/1	Wed	879	79	134	60
2	10/2	Thu	936	78	108	69
3	10/3	Fri	1,473	144	196	95
4	10/4	Sat	1,545	212	264	155
5	10/5	Sun	81	90	100	80
6	10/6	Mon	38	24	53	42
7	10/7	Tue	33	30	53	33
8	10/8	Wed	693	68	120	65
9	10/9	Thu	878	65	124	66
10	10/10	Fri	1,120	147	148	117
11	10/11	Sat	1,720	169	219	158
12	10/12	Sun	175	79	91	81
13	10/13	Mon	135	48	101	73
14	10/14	Tue	19	23	49	29
15	10/15	Wed	605	55	115	52
16	10/16	Thu	724	88	116	124
17	10/17	Fri	1,492	110	203	113
18	10/18	Sat	1,557	183	228	150
19	10/19	Sun	114	104	89	66
20	10/20	Mon	29	29	51	53
21	10/21	Tue	33	21	38	27
22	10/22	Wed	719	71	97	63
23	10/23	Thu	762	73	120	82

26	10/26	Sun	104	89	91	62
27	10/27	Mon	48	33	58	49
28	10/28	Tue	21	30	38	36
29	10/29	Wed	678	68	116	63
30	10/30	Thu	835	84	114	74
31	10/31	Fri	2,298	266	415	179
1	11/1	Sat	2,829	456	571	334
2	11/2	Sun	111	90	114	75
3	11/3	Mon	50	30	51	53
4	11/4	Tue	35	29	56	35
5	11/5	Wed	787	73	117	68
6	11/6	Thu	779	66	113	56
7	11/7	Fri	1,340	155	184	131
8	11/8	Sat	1,844	189	242	123
9	11/9	Sun	116	85	108	73
10	11/10	Mon	36	27	66	69
11	11/11	Tue	48	38	57	29
12	11/12	Wed	669	72	103	57
13	11/13	Thu	729	78	107	67
14	11/14	Fri	1,448	141	149	113
15	11/15	Sat	1,539	200	235	132
16	11/16	Sun	157	107	102	71
17	11/17	Mon	39	21	48	45
18	11/18	Tue	18	32	37	29
19	11/19	Wed	564	77	105	55
20	11/20	Thu	711	79	81	86
21	11/21	Fri	1,323	123	174	120
22	11/22	Sat	1,569	210	220	160
23	11/23	Sun	106	106	95	70
24	11/24	Mon	36	30	46	48
25	11/25	Tue	31	27	59	32
26	11/26	Wed	44	34	62	34
27	11/27	Thu	101	-	39	-
28	11/28	Fri	1,580	188	218	161
29	11/29	Sat	2,114	209	220	161
30	11/30	Sun	87	114	90	77
1	12/1	Mon	25	17	58	51
2	12/2	Tue	28	20	47	21
3	12/3	Wed	760	74	116	38
4	12/4	Thu	832	79	136	89
5	12/5	Fri	1,031	120	159	124
6	12/6	Sat	1,207	191	204	127
7	12/7	Sun	139	86	80	75
8	12/8	Mon	27	21	47	48
9	12/9	Tue	19	21	46	23
10	12/10	Wed	772	72	94	56
11	12/11	Thu	622	62	119	59
12	12/12	Fri	1,252	133	140	106
13	12/13	Sat	1,388	203	246	137
14	12/14	Sun	112	97	78	69
15	12/15	Mon	37	27	30	60
16	12/16	Tue	31	20	44	23
17	12/17	Wed	860	75	85	52
18	12/18	Thu	791	72	107	88
19	12/19	Fri	1,222	128	145	105
20	12/20	Sat	1,252	142	158	146
21	12/21	Sun	41	83	66	69
22	12/22	Mon	40	30	55	49

25	12/25	Thu	-	-	-	-
26	12/26	Fri	1,804	149	189	142
27	12/27	Sat	1,722	181	229	101
28	12/28	Sun	62	80	87	67
29	12/29	Mon	40	36	54	51
30	12/30	Tue	39	36	49	41
31	12/31	Wed	96	56	96	56

Total			273,296	38,541	56,372	34,912
-------	--	--	---------	--------	--------	--------

SKYBOX SPORTS BAR
MOUNTAINVIEW
BANQUETS
POKER ROOM/RACETRACK
ATM/LOTTERY

RESTROOMS
PLAYER SERVICES / CAGE
TABLE GAMES
EPIC BUFFET
FINAL CUT STEAKHOUSE


SKYBOX


SKYBOX

SKYBOX

SKYBOX

SKYBOX







BRIDGEWAY
INDUSTRIAL COLLEGE

REPAIRS
MACHINE TOOLS
AND ALL OTHER
INDUSTRIAL PURPOSES

BRIDGEWAY
INDUSTRIAL COLLEGE
REPAIRS
MACHINE TOOLS
AND ALL OTHER
INDUSTRIAL PURPOSES




▶ METALWORK ▶ CUT
▶ GENERAL RECORD ▶
▶ REPAIRS ▶ OCCUPA



BOX SEATS ▶
BANQUETS ▶

Mountainview


1000 S. COLLETT




Woolworth Unitainview

DINING & TERRACE LOUNGE





TRICORALIDE



2015

MAKE HISTORY AGAIN AT PENN NATIONAL

— *The Country's Top 3yo Turf Horses* —

Saturday, May 30 ★ First Post 6PM



PENN MILE

PENN NATIONAL RACE COURSE
SATURDAY, MAY 30, 2015

GRADE 3

\$500,000 PENN MILE

— Supporting Features —

\$200,000 Mountainview Handicap
- 3 & up 1 1/8 miles -

\$150,000 PA Governor's Cup
- 3 & up 5 Furlongs Turf -

\$150,000 Penn Oaks
- 3YR Fillies 1 Mile Turf -

\$75,000 Lyphard
- Fillies & Mares 1 1/16 miles Turf -

THE ALL STAKES PICK FOUR BEGINS ON RACE 1

Gambling Problem? Call 1-877-565-2112 for help.



\$500,000 PENN MILE (G3)


3YO • 1 Mile (Turf)

May 30, 2015

Race 4 • Post Time 7:22pm EST

1	<p>Owner: Kenneth L. and Sarah K. Rainsey</p> <p>GRANNY'S KITTEN</p> <p>B.c.3 Killen's Joy - Granny Franny by Grand Slam (PA)</p>	<p>Trainer: Michael J. Maker</p> <p>Jockey: Jose L. Ortiz</p>	116	
2	<p>Owner: Woody Weeks</p> <p>WOODWIN W</p> <p>Ok.B/br.g.3 More Than Ready - Josette by Danchill (KY)</p>	<p>Trainer: Jamie Ness</p> <p>Jockey: Jevlan Toledo</p>	122	
3	<p>Owner: Cellist Racing Group and Ali Niforushan</p> <p>PAPACOOLPAPACOOL</p> <p>B.g.3 Temple City - Saintbuk by Saint Baffado (KY)</p>	<p>Trainer: Philip D'Amato</p> <p>Jockey: Elvis Trujillo</p>	122	
4	<p>Owner: DP Racing, LLC</p> <p>OCHO OCHO OCHO</p> <p>Ok.B/br.c.3 Street Sense - Winner by Horse Chestnut (KY)</p>	<p>Trainer: James M. Cassidy</p> <p>Jockey: Mike E. Smith</p>	116	
5	<p>Owner: Sallin Moonab</p> <p>COMANCHE'S STORM</p> <p>DK.B/br.c.3 Pollard's Vision - Miss Brown by Capote (FL)</p>	<p>Trainer: George S. Bush</p> <p>Jockey: Rosemary B. Homester, Jr.</p>	116	
6	<p>Owner: Paul P. Pumpa, Jr.</p> <p>NIGHT PROWLER</p> <p>Ch.g.3 Giant's Causeway - Mary's Folios by More Than Ready (KY)</p>	<p>Trainer: Chad C. Brown</p> <p>Jockey: Javier Castellano</p>	122	
7	<p>Owner: R.A. Hill Stable</p> <p>HIGH NOON RIDER</p> <p>B.c.3 Distorted Humor - Modesty Blaise by A.P. Indy (KY)</p>	<p>Trainer: George Weaver</p> <p>Jockey: Eddie Castro</p>	116	
8	<p>Owner: Richard T. Santilli</p> <p>FORCE THE PASS</p> <p>Ch.c.3 Speightstown - Social Queen by Dynaformer (KY)</p>	<p>Trainer: Alan E. Goldberg</p> <p>Jockey: Joel Rosario</p>	122	
9	<p>Owner: Pinnacle Racing Stable LLC, R. Norman, R. Justice & H. Hendricks</p> <p>MY POINT EXACTLY</p> <p>Grfo.g.3 Concord Point - My Golden Quest by Coronado's Quest (FL)</p>	<p>Trainer: William A. Kaplan</p> <p>Jockey: Juan C. Leyva</p>	122	
10	<p>Owner: Windy Hill Farm</p> <p>TUBA</p> <p>Ok.B/br.g.3 Magna Graduate - Saxophone by Stravinsky (KY)</p>	<p>Trainer: Arno P. Strath</p> <p>Jockey: Kerwin D. Clark</p>	116	
11	<p>Owner: Ballyhill Stable, LLC</p> <p>GALLERY</p> <p>Ch.c.3 Minions - Life Theater by Theatrical (LA)</p>	<p>Trainer: Michael Diel</p> <p>Jockey: Jose Lezcano</p>	116	

MAKE HISTORY AGAIN AT
PENN NATIONAL
100+ MONTHLY HORSES




PENN MILE

PENN NATIONAL RACE COURSE
 SATURDAY, MAY 30, 2019

GRADE 3

Saturday, May 30 • First Post 6PM




200,000 Mountainview Handicap
 - 3 & up 1 1/8 miles

150,000 PA Governor's Cup
 - 3 & up 5 Furlongs Turf

150,000 Penn Oaks
 - 3YR Fillies 1 Mile Turf

\$75,000 Lyphard
 - Fillies & Mares 1 1/16 miles Turf

PENN MILE DAY CARD
 SUPPORTING FEATURES:




200,000 Mountainview Handicap
 - 3 & up 1 1/8 miles

150,000 PA Governor's Cup
 - 3 & up 5 Furlongs Turf

150,000 Penn Oaks
 - 3YR Fillies 1 Mile Turf

\$75,000 Lyphard
 - Fillies & Mares 1 1/16 miles Turf

Don't miss the richest day of racing at
PENN NATIONAL!



Online contentment feature
 Great Fun, Food and More!

Restaurant reservations: 717.469.4555

Page online at: EBEUSA.com



MAKE HISTORY AGAIN AT
PENN NATIONAL
Top 30 Tim Hortons



SATURDAY MAY 30 * FIRST POST 6PM

- 200,000 Mountainview Handicap 38 up 1 1/8 miles
- 150,000 PA Governor's Cup 38 up 5 Furlongs Turf
- 150,000 Penn Oak 3 YR Fills 1 Mile Turf
- 75,000 Lyphard Fills & Mares 1 1/16 miles Turf



PENN MILE DAY CARD ALSO FEATURES:

- 200,000 Mountainview Handicap 38 up 1 1/8 miles
- 150,000 PA Governor's Cup 38 up 5 Furlongs Turf
- 150,000 Penn Oak 3 YR Fills 1 Mile Turf
- 75,000 Lyphard Fills & Mares 1 1/16 miles Turf



Don't miss this historic day at **PENN NATIONAL!**
 On-track excitement to feature Great Fun, Food and More!
 Restaurant reservations - 717.469.3555
 Wager online at EBETUSA.com



MAKE HISTORY AGAIN AT
PENN NATIONAL
Top 30 Tim Hortons



SATURDAY MAY 30 * FIRST POST 6PM

- 200,000 Mountainview Handicap 38 up 1 1/8 miles
- 150,000 PA Governor's Cup 38 up 5 Furlongs Turf
- 150,000 Penn Oak 3 YR Fills 1 Mile Turf
- 75,000 Lyphard Fills & Mares 1 1/16 miles Turf



PENN MILE DAY CARD SUPPORTING FEATURES:

- 200,000 Mountainview Handicap 38 up 1 1/8 miles
- 150,000 PA Governor's Cup 38 up 5 Furlongs Turf
- 150,000 Penn Oak 3 YR Fills 1 Mile Turf
- 75,000 Lyphard Fills & Mares 1 1/16 miles Turf



Don't miss the richest day of racing at
PENN NATIONAL!
 On-track excitement featuring Great Fun, Food and More!
 Restaurant reservations - 717.469.3555
 Wager online at EBETUSA.com

WEDNESDAY, MAY 27, 2015

Media Inquiries:
Fred Lipkin – (717) 469-3345
Fred.Lipkin@pngaming.com

By John Scheinman

OCHO OCHO OCHO FACES DEEP CAST IN GRADE 3 PENN MILE

GRANTVILLE, PA - Throughout his spring campaign on the path to the Kentucky Derby, D. P. Racing's Ocho Ocho Ocho always appeared to have a virtual asterisk next to his name as one member of the racing media after another prefaced their comments about the colt by saying he would eventually wind up as a turf runner.

The son of champion Street Sense had some big moments on dirt, winning the \$1 million Delta Jackpot at 2 years old and finishing third in the Grade 1 Blue Grass. Now, after finding the Kentucky Derby too much to handle, the experts get to see if they were right as Ocho Ocho Ocho makes his grass debut as part of a superb cast of 11 lining up for the third running of the Grade 3, \$500,000 Penn Mile at Hollywood Casino at Penn National Race Course.

In short time, the Penn Mile has established itself as one of the premier races in the country for 3-year-old turf horses. Last year's winner, Bobby's Kitten, went on to take the Breeders' Cup Turf Sprint.

Penn National's marquee event highlights a special All-Stakes Pick Four that begins with the first race on the card, the \$150,000 Penn Oaks, followed by the \$150,000 Pennsylvania Governor's Cup, the \$200,000 Mountain View Handicap, and finishing with the Penn Mile.

Post time for the Penn Oaks is 6 p.m., with the Penn Mile scheduled for 7:22 p.m. The four stakes races will be televised live by HRTV, which will begin broadcasting at 5:30 EDT.

For trainer James Cassidy, the background chatter about Ocho Ocho Ocho was easily dismissed; he believes the horse is dangerous on any surface.

"I enjoy reading things, but I don't pay too much attention to it," said Cassidy, whose colt shared a flight into Allentown, Pa., this week with Papacoolpapacool, another West Coast contender in the Penn Mile. "Everybody's got their opinions. I think he'll like the grass. The distance he'll like. I don't have any doubts. He's pretty keen to go. I don't see any negativity."

The speedy Ocho Ocho Ocho, who likes to race on or just off the pace, was pointed toward a turf race one time – the Juvenile Turf Sprint Stakes last November at Santa Anita. The race wound up run on the main track and Ocho Ocho Ocho won by 5 ¾ lengths.

After winning the Delta Jackpot, Cassidy rested his colt nearly four months until the Grade 2 San Felipe in March at Santa Anita, but the colt was not in good enough shape off the layoff to handle the powerful Dortmund. Ocho Ocho Ocho, however, rebounded with a strong performance in the Blue Grass and then went to the Kentucky Derby.

The colt stayed down along the inside throughout the race at Churchill Downs and made a brief move to within six lengths of the lead.

"I got a little excited for a moment, but then he folded up," Cassidy said. "He didn't want to go that far."

Hall of Fame jockey Mike Smith, aboard for the Delta Jackpot victory, reclaims the mount for the Penn Mile.

Ocho Ocho Ocho will exit post position 4 in the Penn Mile, with Papacoolpapacool directly to his inside.

That colt, also based at Santa Anita, for trainer Phillip D'Amato, has been on a tear, winning the one-mile Pasadena Stakes on March 21 and the La Puente Stakes by 4 ½ lengths on April 18.

The La Puente was the fourth victory in eight career starts for Papacoolpapacool, all but one of which came on grass. D'Amato said it was time to leave California to find out where the son of Temple City ranks among the best 3-year-old turf horses in the country. He called the Penn Mile the perfect race to find out.

"The money is good and, more importantly, the timing is good," D'Amato said. "I decided if it was time to step out and race against horses from the East and see where we stand, this is the spot. He handles his foes pretty easily in his races [at Santa Anita], and he's just been training lights out. It made my decision to ship out there easy to test the waters."

Horses are coming from all parts of the country for the race. The undefeated Granny's Kitten, 2-for-2 for trainer Mike Maker, has been working at the Churchill Downs Training Center. So has front-running stakes winner Tuba. High Noon Rider and My Point Exactly ship in after good performances in Florida. Force the Pass trains on a farm in New Jersey. Night Prowler is based at Belmont Park and Gallery is at Monmouth.

"This time of year, horses come from all over," said trainer George Weaver, who sends out High Noon Rider. "That's what you get when you put up a half-million dollars."

Night Prowler, trained by Chad Brown, is a two-time Grade 3 winner, having taken the Dania Beach on firm ground this past winter at Gulfstream Park, and the Transylvania on soft ground April 15 at Keeneland. In his past three starts, the gelded son of Giant's Causeway has only been beaten once, in the Grade 3 Palm Beach, when steadied at the eighth pole.

"He's a nice consistent horse, and this will be a big step for him, but we're going to take a chance," Brown said. "I don't know if I'd call it a prep for anything. We're taking it one step at a time with this horse."

Woodwin W and Force the Pass square off again after finishing three-quarters of a length apart when 1-2 in the James W. Murphy Stakes on the Preakness Day undercard at Pimlico. Woodwin W stretched his record to 4-for-4 lifetime for trainer Jamie Ness, while Force the Pass had a two-race winning streak snapped that included a victory in the Cutler Bay Stakes at Gulfstream Park.

"That was my plan, to run at Pimlico," said Force the Pass's trainer Alan Goldberg, "and if he came back well we'd run in the Penn Mile. So far, so good."

High Noon Rider finished second in the Cutler Bay and then delivered an outstanding effort when 2 ½ lengths clear in an allowance victory April 19 at Gulfstream. Weaver believes the late-running son of Distorted Humor is set for another top effort.

"I feel good coming into the Penn Mile," he said. "Since we've been back on the turf the past few starts, he's done well. There are horses in there that have some ability. I think our horse is going to step up. After the last start at Gulfstream, I told the owner I wanted to run in this race. It's not like we just came up with this idea; it's been set in stone. He's worked really well going into it, and we're ready to go."

My Point Exactly closed out his 2-year-old season winning by 10 ½ lengths in a dirt mile maiden race at Gulfstream and then scoring on the grass in the Sunday Silence Stakes at Louisiana Downs with a late rush at the Penn Mile distance.

In his 3-year-old debut, the gray gelding was ambitiously placed in the Florida Derby, and after being bumped at the start, was no match for winner Materiality, one of the top-rated young horses in the country.

In his most recent start, My Point Exactly cut back to a mile on the dirt at Gulfstream and finished a good third to the multiple stakes winner Mr. Jordan. Now, trainer Bill Kaplan returns him to grass.

"He's really a two-turn horse," Kaplan said. "The [one-turn] mile race last time set up right for us thinking about this one coming up. I think he can actually run on anything. He should improve off his last race."

Comanche's Storm, second by a neck in the English Channel Stakes at Gulfstream Park after a wide journey in his most recent start; and Gallery, a two-time winner on the grass at the distance, complete the field.

The Penn Mile is a Penn Gaming Racing Challenge Event, a year-long incentive competition that offers bonuses such as waived entry fee nominations and travel costs to leading owners, trainers and riders in select PGNI events.

Hollywood Casino at Penn National Race Course is a Penn National Gaming property that offers guests the most exciting and unique entertainment experience in Central Pennsylvania. The venue features more than 2,475 slot machines, 60 gaming tables, and a 16-table Poker room. Live thoroughbred and simulcast horse racing is offered year-round. An array of dining options are available including the award-winning Final Cut Steakhouse, winner of four consecutive Wine Spectator Awards of Excellence; Mountainview Dining, a 500-seat restaurant overlooking the one-mile racetrack; SkyBox Sports Bar, and the popular 350-seat Epic Buffet.

WEDNESDAY, MAY 27, 2015

Media Inquiries:
Fred Lipkin – (717) 469-3345
Fred.Lipkin@pngaming.com

By John Scheinman

BEN'S CAT BACK FOR FOURTH GOVERNOR'S CUP

GRANTVILLE, PA - When Ben's Cat returned to the races April 17 after five months of rest to see if he could continue his magnificent career at age 9, there were whispers the stakes machine may not have it anymore after a three-length defeat to Bold Thunder in a five-furlong turf allowance race.

Recent Hall of Fame inductee King Leatherbury, the Cat's breeder, owner and trainer, wasn't buying it. The greatest runner he's ever had – with a record of 29 wins from 47 starts, 24 victories in stakes races – was at a distinct disadvantage in that race as Bold Thunder was the lone speed horse in a field of five.

When the two met again on Black-Eyed Susan Day at Pimlico in the Maryland Turf Sprint, other speed horses made Bold Thunder run faster early, setting up Ben's Cat patented late kick, and the old iron horse got up to win by a neck.

Now, Ben's Cat and Bold Thunder will resume their rivalry Saturday in the 45th running of the \$150,000 Pennsylvania Governor's Cup, a five-furlong turf sprint for 3-year-olds and up that is one of the main support races for the prestigious \$500,000 Penn Mile at Hollywood Casino at Penn National Race Course.

The races are part of a special All-Stakes Pick Four that begins with the first race on the card, the \$150,000 Penn Oaks, followed by Governor's Cup, the \$200,000 Mountainview Handicap, and finishing with the Penn Mile.

Post time for the Penn Oaks is 6 p.m., with the Penn Mile scheduled for 7:22 p.m. The four stakes races will be televised live by HRTV, which will begin broadcasting at 5:30 EDT.

Leatherbury, 82, is a pragmatist when it comes to racing, even when it talking about his amazing Ben's Cat.

"Sooner or later, he has to have a turning point when he starts to go down, and it hasn't happened yet," Leatherbury said. "He had a couple of things against him that day in the comeback. Lone speed, and he's never run a real big race first time back."

Ben's Cat has run in the Governor's Cup three times, winning in 2011, tiring to fourth the following year and suffering a horrible trip when third in 2013.

In that most recent start, Ben's Cat raced close up early until another horse bore out badly on the turn, forcing Ben's Cat to check sharply and drop well back. Yet he came flying at the finish.

"We got crucified," Leatherbury said. "If I remember properly, the horse got carried way back and he still came on, remarkably, to run third."

Last year, Leatherbury tried Ben's Cat at six furlongs on the grass in the Grade 3 Jaipur and watched his horse finish fourth as the beaten favorite. A thorough handicapper, Leatherbury considered the Jaipur again this year but ultimately decided the Governor's Cup suited Ben's Cat better.

"We did a lot of research on both races," Leatherbury said. "He would have had a good chance to win the New York races, but I like the five furlongs better. The five-furlong race, you have a faster pace that usually softens up the front-runners."

The Pennsylvania Governor's Cup drew a field of seven, and while Bold Thunder, third in the race last year, figures to make the lead, other fast horses are signed on.

Fabulous Kid, trained by Tim Ice, raced sharply on the front end this past winter at Oaklawn Park and recently scored a three-length victory in an allowance at Parx Racing. Those races came on dirt.

Pennsylvania-bred Last Heartbreaker and Snow Leopard also have been running on the lead in their dirt races and now will make forays onto the grass.

While Ben's Cat figures to be a strong favorite, he will face, along with Bold Thunder, the accomplished 4-year-old closer Amelia's Wild Ride, who he beat by four lengths in the Maryland Turf Sprint. Amelia's Wild Ride, however, won the Gulfstream Park Turf Sprint this past winter and has been training sharply at Parx Racing.

Grateful Nation, fourth in the Maryland Turf Sprint, completes the field. The 5-year-old Great Notion gelding was one of the horses trainer Dylan Smith inherited when her boss, Mid-Atlantic training legend Dickie Small, died in April last year.

Grateful Nation will have the services of top rider Javier Castellano.

"He's one of the coolest horses I've been around," said Smith, who is based at Laurel Park. "He's got the most unique personality, and he's such a goofy boy in the morning, but when it's time to race, he's got his game face on."

"Obviously, Ben's Cat has beaten him a few times, so I'm not necessarily thrilled about having to run against him, but he's been running against some of the best turf sprinters around here, and 'Nate' hasn't made a fool of himself by any means."

The Penn Mile is a Penn Gaming Racing Challenge Event, a year-long incentive competition that offers bonuses such as waived entry fee nominations and travel costs to leading owners, trainers and riders in select PGN1 events.

Hollywood Casino at Penn National Race Course is a Penn National Gaming property that offers guests the most exciting and unique entertainment experience in Central Pennsylvania. The venue features more than 2,475 slot machines, 60 gaming tables, and a 16-table Poker room. Live thoroughbred and simulcast horse racing is offered year-round. An array of dining options are available including the award-winning Final Cut Steakhouse, winner of four consecutive Wine Spectator Awards of Excellence; Mountainview Dining, a 500-seat restaurant overlooking the one-mile racetrack; SkyBox Sports Bar, and the popular 350-seat Epic Buffet.

WEDNESDAY, MAY 27, 2015

Media Inquiries:
Fred Lipkin – (717) 469-3345
Fred.Lipkin@pugaming.com

By John Scheinman

KID CRUZ FACES TEN IN \$200,000 MOUNTAINVIEW HANDICAP

GRANTVILLE, PA - After Kid Cruz found his form with two easy stakes victories in Maryland in the spring of his 3-year-old year, trainer Linda Rice didn't hesitate to match the son of Lemon Drop Kid against some of the best horses in the country.

The New York-based trainer raced Kid Cruz in the Preakness Stakes, and then he won the Grade 3 Dwyer, came in third behind Wicked Strong and Tonalist in the Grade 2 Jim Dandy, and finished fourth in the Grade 1 Travers. A heady schedule, to say the least.

After two warm-up races after a six-month race, Rice now wants to find out what kind of runner Kid Cruz is going to be this year – one of the best or one of the rest.

The quest begins in earnest Saturday against 10 other runners in the \$200,000 Mountainview Handicap, a 1 1/8-mile dirt race for 3-year-olds and up at Hollywood Casino at Penn National Race Course.

The Mountainview is part of a special All-Stakes Pick Four that begins with the first race on the card, the \$150,000 Penn Oaks, followed by the \$150,000 Pennsylvania Governor's Cup, the Mountain View, and finishing with the Penn Mile.

Post time for the Penn Oaks is 6 p.m., with the Penn Mile scheduled for 7:22 p.m. The four stakes races will be televised live by HRTV, which will begin broadcasting at 5:30 EDT.

"This next race will be a real tell for us: Are we going to the more prestigious races and develop stallion value for him, or spotting him around the country?" Rice said. "There are a lot of big events later in the summer – like the Whitney – that we have in the distant future. The last race [a second-place finish April 1 in an optional-claiming race at Aqueduct] was a step in the right direction, and we need to continue that forward momentum to get to those goals. Hopefully, this will be a big steppingstone, this race at Penn National."

It won't be easy as Kid Cruz faces six other stakes winners, four of them who have triumphed in graded company.

Albano, who drew the outside post for trainer Larry Jones, won the Grade 3 Pegasus last year by 6 ½ lengths at Monmouth Park, using that race as a launching pad to a second-place finish in the prestigious Grade 1 Haskell Invitational behind eventual Breeders' Cup Classic winner Bayern.

In his most recent start, Albano was beaten just a half-length when second in the Grade 2 New Orleans Handicap on March 28 at the Fair Grounds.

East Hall, who won the Ohio Derby and Grade 2 Indiana Derby last year for trainer Bill Kaplan, enters off a series of races against top-class runners this past winter in Florida.

The 4-year-old gelding finished second by a neck in the Sunshine Millions Classic in January at Gulfstream Park and then finished fifth in both the Grade 1 Donn Handicap and Grade 2 Gulfstream Park Handicap. In his most recent start, the Grade 3 Skip Away, he was fourth behind Commissioner, who came back May 16 to take the Grade 3 Pimlico Special on Preakness Day.

"He's a nice horse; he didn't tail off," Kaplan said. "Look where he was running: He ran in the Donn Handicap and the Gulfstream Park Handicap and got beaten single digits [lengths] in both races. The last race, I wasn't happy with so we have him a little time. He's an iron horse and finishes well wherever he runs. If he can run back to his Indiana Derby, we can do something here."

When on his game, the 5-year-old Golden Lad has been one of the toughest horses in the south the past two years, putting together four straight wins that culminated in a victory in the Grade 3 Razorback Handicap in March 2014 at Oaklawn Park, and scoring this past winter over 2014 Preakness runner-up Ride on Curlin in the Essex Handicap.

In his most recent start, Golden Lad was just beaten out for the show spot in the Grade 2 Oaklawn Handicap.

While his 3-year-old turf horse Papacoolpapacool is one of the favorites in the Penn Mile, Santa Anita-based trainer Phillip D'Amato warned that his Nowalking should not be ignored in the Mountainview.

Although he didn't break his maiden until his eighth start, the 4-year-old son of Hard Spun came right back to sharply win an allowance race on May 2.

"He's an improving horse," D'Amato said. His last two races he had numbers that would put him in the mix for stakes races. His confidence level is sky high right now. I want to see how he stacks up with horses over there [on the East Coast]. We're taking a shot with him."

Street Babe, winner of the Grade 3 Mineshaft in February at the Fair Grounds; multiple stakes winner Faarhan; multiple stakes winner Edge of Reality; stakes-placed Cousin Stephen; and allowance winners Very Lucky and Golden Glint complete the field.

Hollywood Casino at Penn National Race Course is a Penn National Gaming property that offers guests the most exciting and unique entertainment experience in Central Pennsylvania. The venue features more than 2,475 slot machines, 60 gaming tables, and a 16-table Poker room. Live thoroughbred and simulcast horse racing is offered year-round. An array of dining options are available including the award-winning Final Cut Steakhouse, winner of four consecutive Wine Spectator Awards of Excellence; Mountainview Dining, a 500-seat restaurant overlooking the one-mile racetrack; SkyBox Sports Bar, and the popular 350-seat Epic Buffet.

WEDNESDAY, MAY 27, 2015

Media Inquiries:
Fred Lipkin – (717) 469-3345
Fred.Lipkin@pngaming.com

By John Schelman

RED SASHAY, QUALITY ROCKS IN REMATCH IN PENN OAKS

GRANTVILLE, PA - After a strong 2-year-old season in which she won a turf stakes race at Gulfstream Park, trainer Jane Cibelli couldn't have found a tougher spot for her Red Sashay to make her 3-year-old debut.

The Sweetest Chant Stakes in January at Gulfstream Park attracted a tremendously talented field, including winner Consumer Credit, who went on to finish second in the Grade 3 Florida Oaks and first in a stakes race at Aqueduct; Florida Oaks winner Quality Rocks; and Miss Temple City, who recently won the Hilltop Stakes at Pimlico and next will run at Royal Ascot.

Cibelli gave Red Sashay time off after she finished a close-up sixth in the race, and when she returned May 2, she closed fast to win the Honey Ryder Stakes at Gulfstream. With that victory under her belt, Red Sashay will now once again take on Quality Rocks in the \$150,000 Penn Oaks, a one-mile turf race for 3-year-old fillies Saturday at Hollywood Casino at Penn National Race Course.

The Penn Oaks is the opening race on the prestigious Penn Mile race card and the first leg of a special All-Stakes Pick Four that continues with the \$150,000 Pennsylvania Governor's Cup, the \$200,000 Mountainview Handicap, and culminates with the \$500,000 Penn Mile.

Post time for the Penn Oaks is 6 p.m., with the Penn Mile scheduled for 7:22 p.m. The four stakes races will be televised live by HRTV, which will begin broadcasting at 5:30 EDT.

"We ran her down at Gulfstream and I hooked Chad Brown's Consumer Credit, and it was a very tough race," Cibelli said. "She's a big, tall filly, and we said let's give her time to mature, and it's really paid off. Last race [the Honey Ryder], she raced wide and came home in 23 [seconds] and change – really well. We have high hopes for her."

Red Sashay, a daughter of Big Brown who will be ridden for the first time by Jose Ortiz, will have to deal once again with Quality Rocks, trained by Hall of Famer Bill Mott.

The daughter of Rock Hard Ten raced last fall in the Breeders' Cup Juvenile Filly Turf, weakening to 10th at the finish, but has come back smartly this year with the Florida Oaks victory and runner-up finishes in the Sweetest Chant and Grade 3 Edgewood at Churchill Downs.

Trainer James Cassidy will send out Prize Exhibit, who began her career in England and finished fourth in the Breeders' Cup Juvenile Filly Turf.

She won an allowance in her debut as a 3-year-old and followed with back-to-back fourth-place finishes in graded stakes races. Both of those races were at 1 1/8 miles.

"It looked like she didn't want to go that far," Cassidy said. "She's going back to a mile, and I think she'll appreciate it."

B Rockett, Pangburn, Lady Bling, Strict Compliance and Gypsy Judy complete the field.

Hollywood Casino at Penn National Race Course is a Penn National Gaming property that offers guests the most exciting and unique entertainment experience in Central Pennsylvania. The venue features more than 2,475 slot machines, 60 gaming tables, and a 16-table Poker room. Live thoroughbred and simulcast horse racing is offered year-round. An array of dining options are available including the award-winning Final Cut Steakhouse, winner of four consecutive Wine Spectator Awards of Excellence; Mountainview Dining, a 500-seat restaurant overlooking the one-mile racetrack; SkyBox Sports Bar, and the popular 350-seat Epic Buffet.

6/12/2015

Penn Mile Day Recap - Force the Pass Takes Penn Mile; Handle Records Set (May 30, 2015)

From: Erich Zimny <Erich.Zimny@pngaming.com>
Subject: Penn Mile Day Recap - Force the Pass Takes Penn Mile; Handle Records Set (May 30, 2015)
Date: Sun, May 31, 2015 12:28 am



SATURDAY, MAY 30, 2015

Media Inquiries:
Fred Lipkin - (717) 469-3345
Fred.Lipkin@pngaming.com

By John Scheinman

FORCE THE PASS TAKES PENN MILE; HANDLE RECORDS SET

In his most recent start, on Preakness Day at Pimlico, Force the Pass recovered from a troubled trip to miss winning the James W. Murphy Stakes by three-quarters of a length.

On Saturday night, with far more on the line, Force the Pass got through this time with a furious late charge to win the third running of the Grade 3, \$500,000 Penn Mile for 3-year-olds at Hollywood Casino at Penn National Race Course.

Ridden for the second time by Joel Rosario, the son of Speightstown out of the multiple graded stakes-winning mare Social Queen, was caught behind horses coming off the far turn, but when he finally found room he surged powerfully to overhaul leader Night Prowler to win by a head.

Granny's Kitten was three-quarters of a length back in third followed by Ocho Ocho Ocho, My Point Exactly, High Noon Rider and Papacoolpapacool in the field of 11. The top eight runners of the field finished less than two lengths apart.

The race capped a record-shattering card for the fledgling Penn Mile, which in its short history has quickly become one of the most important turf races for 3-year-olds in the country.

The all-sources wagering total of \$3,827,158 set a record for the highest single card handle in track history, while the \$1,250,969 bet on the Penn Mile itself established a new standard for a single race.

Owned and bred by Richard Santulli's Colts Neck Stables, Force the Pass ran the mile in 1:34.03 under Rosario.

Trainer Alan Goldberg, who watched the race at home on television in Oakhurst, N.J., was thrilled with the performance.

"He's really a pretty good horse; we thought highly of him from Day 1," Goldberg said. "He ran hard in the Pimlico race, and that was the first time he every really ran hard. The first time he ran, he had no idea what was going on. The second time, he beat the field from the quarter pole to the eighth pole. And same with the next race, that little stakes [in Florida]."

"I had his mom, Social Queen, she was a graded winner."

The Penn Mile began with long-shot **Comanche's Storm** cutting a fast pace of 46.42 for the first half-mile, pressured by another long-shot, **Gallery**. Six furlongs into the race, the pace-setters were done has a swarm attacked the front. **Night Prowler** went four wide around the far turn and took the lead with a furlong to go, yet **Force the Pass** nailed him on the line.

"I was between horses the whole time," Rosario said. "It's not easy sometimes when you have nowhere to go. But he responded and he's a nice horse."

The winner paid \$20 for a \$2 win bet as the 9-1 sixth choice.

Force the Pass, who also won the **Cutler Bay Stakes** on April 1 at Gulfstream Park, has now won three times in five career starts. Goldberg said he would be under consideration for the Grade 1, \$1.25 million **Belmont Derby Invitational** at 1 1/4 miles on July 4.

MOUNTAINVIEW HANDICAP: GOLDEN LAD DOMINATES

Golden Lad turned a spirited speed duel with long shot **Very Lucky** into a dominating five-length victory to take the \$200,000 **Mountainview Handicap** for 3-year-olds and up.

Owned by **Robsham Stables** and trained by Eclipse Award-winning trainer **Todd Pletcher**, the 5-year-old son of **Medaglia d'Oro** ran the 1 1/8 mile dirt race in 1:49.95 for the third stakes victory of his career.

Kid Cruz, last in the field of 11 and more than 13 lengths behind the leaders after a half-mile in 47.05 seconds rallied eight wide powerfully on the far turn to finish second, three lengths in front of **Nowalking**, who also came from well back.

Golden Lad shot fast from the gate but relinquished the lead to **Very Lucky**, who cut through an opening quarter-mile in 23.13 seconds and a half in 47.05. **Very Lucky** had **Golden Lad** pinned down on the inside, but six furlongs into the race, **Golden Lad** edged clear.

When they hit the stretch, **Golden Lad** began to widen his lead and won driving under jockey **Javier Castellano**.

"I was concerned a little bit with the horse right next to me tightening me all the way in the race," Castellano said. "But my horse did so well today. He didn't mind another horse right next to him. To be honest, I didn't expect to be on the lead, but he broke so well at the gate. I used my own judgment and took it from there. I didn't want to get into a duel because it's a mile and an eighth. It's not a short race. But, fortunately, the horse ran so well."

The win was the seventh in 14 career starts for **Golden Lad**, who also took the **Essex Handicap** in February at **Golden Gate** and last year won the **Grade 3 Razorback Handicap** at the **Arkansas** track.

PENNSYLVANIA GOVERNOR'S CUP: AMELIA'S WILD RIDE DENIES BEN'S CAT

Amelia's Wild Ride rebounded from his recent defeat at the hands of Ben's Cat at Pimlico to take the 45th running of the \$150,000 Pennsylvania Governor's Cup by a nose in a spectacular three-way photo finish.

The winner, a 4-year-old son of D'Wildcat, withstood the late rush of the renowned 24-time stakes winner to win by a nose. Stubborn pace-setter Bold Thunder was a neck back in third in the field of seven.

Amelia's Wild Run had won the Gulfstream Park Turf Sprint this past winter and finished to the top turf sprinter Power Alert in another stakes race. In the Maryland Turf Sprint on May 15 at Pimlico, however, he turned in an uncharacteristic performance, lacking his usual late kick and placing third.

For the Governor's Cup, trainer Ramon Preciado switched to jockey Jose Lezcano, who won the stakes race in Florida, and the change paid off.

Amelia's Wild Ride tracked Bold Thunder in second through a fast opening quarter-mile in 21.89 seconds and a half in 43.73. Despite being forced out by the tiring but game leader in the lane, Amelia's Wild Ride came with a relentless charge to win the five-furlong turf sprint in 55.20 seconds, while Ben's Cat came flying on the outside.

Lezcano said he didn't think he had won, but was impressed by the performance of his horse.

"He gave me an unbelievable race," he said. "He's a very good colt. I think he always runs good for me. He jumped in the bit right away and went comfortably. We asked, he gave me a good kick."

"I think the rider made the difference as compared to the Pimlico race," said Preciado. "He relaxed him a very good way early and came and got him. I was concerned a little bit, but I know that horse. He likes run against the bit, which he did, and he doesn't care after that."

This was the second time Preciado, who is based at Parx Racing, has sent out a horse that has defeated Ben's Cat. El Churruca turned the trick in 2011 in the Parx Dash Handicap.

PENN OAKS: STRICT COMPLIANCE EDGES QUALITY ROCKS

Klaravich Stables and William Lawrence's Strict Compliance wore down even-money favorite Quality Rocks in the final strides to win the \$150,000 Penn Oaks for 3-year-old fillies going a mile on the turf in 1:34.83.

Ridden by Javier Castellano, the daughter of Into Mischief, trained by Chad Brown, rated in third place while Quality Rocks tracked long-shot leader Gypsy Judy through a half-mile in 48.81 seconds and six furlongs in 1:12.42.

On the turn for home, Gypsy Judy refused to fold as Quality Rocks struggled to reach even terms. Strict Compliance came charging on the outside to win by a half length with Gypsy Judy a neck behind Quality Rocks in third.

The victory was the third in four career starts for Strict Compliance, who went off at 2-1 in the field of five.

"I didn't see much pace in the race, and I didn't want them to get away too far from my horse," Castellano

said afterward. "I wanted to put her in the right spot to win the race. That's exactly what I did; I followed the best horse in the race [Quality Rocks], and turning for home she responded very well."

Hollywood Casino at Penn National Race Course is a Penn National Gaming property that offers guests the most exciting and unique entertainment experience in Central Pennsylvania. The venue features more than 2,475 slot machines, 60 gaming tables, and a 16-table Poker room. Live thoroughbred and simulcast horse racing is offered year-round. An array of dining options are available including the award-winning Final Cut Steakhouse, winner of four consecutive Wine Spectator Awards of Excellence; Mountainview Dining, a 500-seat restaurant overlooking the one-mile racetrack; SkyBox Sports Bar, and the popular 350-seat Epic Buffet.

6/12/2015

Pennsylvania Governor's Cup Quotes (May 30, 2015)

From: Erich Zimny <Erich.Zimny@pngaming.com>
Subject: Pennsylvania Governor's Cup Quotes (May 30, 2015)
Date: Sat, May 30, 2015 8:35 pm

HOLLYWOOD
Casino

at

PENN NATIONAL RACE COURSE

Media Inquiries:
Fred Lipkin – (717) 469-3345
Fred.Lipkin@pngaming.com

By John Scheinman

PENNSYLVANIA GOVERNOR'S CUP QUOTES

"He gave me an unbelievable race. He's a very good colt. I think he always runs good for me. He jumped in the bit right away and went comfortably. When I asked, he gave me a good kick. I was worried a little bit. I knew No. 4 (Ben's Cat) comes running. I had to hold on, you know? He pushed off again because he felt the other horse on the outside."

- Jose Lezcano, jockey of Pennsylvania Governor's Cup winner Amelia's Wild Ride

"I think the rider made the difference as compared to the Pimlico race. He relaxed him a very good way early and came and got him. I was concerned a little bit, but I know that horse. He likes run against the bit, which he did, and he don't care after that.

- Ramon Preclado, trainer of Pennsylvania Governor's Cup winner Amelia's Wild Ride

*** *** ***

Hollywood Casino at Penn National Race Course is a Penn National Gaming property that offers guests the most exciting and unique entertainment experience in Central Pennsylvania. The venue features more than 2,475 slot machines, 60 gaming tables, and a 16-table Poker room. Live thoroughbred and simulcast horse racing is offered year-round. An array of dining options are available including the award-winning Final Cut Steakhouse, winner of four consecutive Wine Spectator Awards of Excellence; Mountainview Dining, a 500-seat restaurant overlooking the one-mile racetrack; SkyBox Sports Bar, and the popular 350-seat Epic Buffet.

6/12/2015

Mountainview Handicap Quotes (May 30, 2015)

From: Erich Zimny <Erich.Zimny@pngaming.com>
Subject: Mountainview Handicap Quotes (May 30, 2015)
Date: Sat, May 30, 2015 8:31 pm

HOLLYWOOD
Casino

at
PENN NATIONAL RACE COURSE

Media Inquiries:
Fred Lipkin – (717) 469-3345
Fred.Lipkin@pngaming.com

By John Schelman

MOUNTAINVIEW HANDICAP QUOTES

"I was concerned a little bit with the horse right next to me tightening me all the way in the race. But my horse did so well today. He didn't mind another horse right next to him. To be honest, I didn't expect to be on the lead, but he broke so well at the gate. I used my own judgment and took it from there. I didn't want to get into a duel because it's a mile and an eighth. It's not a short race. But, fortunately, the horse ran so well. The way he traveled today, he traveled so good. He just felt like he wanted to go, and when I asked he responded. I could feel the acceleration. He reacted nice and smooth and picked it up very well."

-Javier Castellano, jockey on Mountainview Handicap winner Golden Lad

Hollywood Casino at Penn National Race Course is a Penn National Gaming property that offers guests the most exciting and unique entertainment experience in Central Pennsylvania. The venue features more than 2,475 slot machines, 60 gaming tables, and a 16-table Poker room. Live thoroughbred and simulcast horse racing is offered year-round. An array of dining options are available including the award-winning Final Cut Steakhouse, winner of four consecutive Wine Spectator Awards of Excellence; Mountainview Dining, a 500-seat restaurant overlooking the one-mile racetrack; SkyBox Sports Bar, and the popular 350-seat Epic Buffet.

6/12/2015

Penn Mile Quotes (May 30, 2015)

From: Erich Zimny <Erich.Zimny@pngaming.com>

Subject: Penn Mile Quotes (May 30, 2015)

Date: Sat, May 30, 2015 8:28 pm

HOLLYWOOD
Casino
at
PENN NATIONAL RACE COURSE

WEDNESDAY, MAY 27, 2015

Media Inquiries:
Fred Lipkin – (717) 469-3345
Fred.Lipkin@pngaming.com

By John Scheinman

PENN MILE QUOTES

"I followed the 9 horse. It looked like it was kind of tough for me the whole way. Every time I tried to make a move, it was always somebody in the way, but he got the job done. I was between horses the whole time. It's not easy sometimes when you have nowhere to go. But he responded and he's a nice horse."

- Joel Rosario, jockey for Penn Mile winner Force the Pass

"Yeah, it was great. I watched it home on TV. We thought highly of him from Day 1. He ran hard in the Pimlico race and that was the first time he every really ran hard. The first time he ran, he had no idea what was going on. The second time, he beat the field from the quarter pole to the eighth pole. And same with the next race, that little stakes."

"He doesn't train like he just wants to go a mile. He trains like he wants to go all day. He's kind of a big long horse with a big long stride. We have a reason to take a million and 250 tries in five weeks. He got banged around the whole way."


- Alan Goldberg, trainer of Penn Mile winner Force the Pass

Hollywood Casino at Penn National Race Course is a Penn National Gaming property that offers guests the most exciting and unique entertainment experience in Central Pennsylvania. The venue features more than 2,475 slot machines, 60 gaming tables, and a 16-table Poker room. Live thoroughbred and simulcast horse racing is offered year-round. An array of dining options are available including the award-winning Final Cut Steakhouse, winner of four consecutive Wine Spectator Awards of Excellence; Mountainview Dining, a 500-seat restaurant overlooking the one-mile racetrack; SkyBox Sports Bar, and the popular 350-seat Epic Buffet.

Camels n' Ostriches n' Horses... Oh My! FRIDAY, JUNE 5





**TWO ZANY EXHIBITION RACES
FEATURING
OSTRICHES AND CAMELS!**



On June 5 the ostriches & camels will entertain after the 3rd and 6th race on our Penn National live racing card.

DON'T MISS IT!


FOLLOW US ON  facebook.com/HollywoodPenn  Twitter.com/HollywoodPenn

Gambling Problem? Call 1-877-565-2112 for help.

HOLLIMOOD

at
Cummis

PENN NATIONAL RACE COURSE





The World Renowned Budweiser Clydesdales
are coming to

HOLLYWOOD!

FRIDAY, JUNE 19 & SATURDAY, JUNE 20



The eight-horse hitch will be harnessed and hitched to the famous red beer wagon and parade down the stretch at Penn National shortly before live racing on June 19 and 20. First post is at 6PM, and during the live racing programs on both evenings, the Clydesdales will be situated on the apron area for photo opportunities with fans.

(Weather permitting)



Facebook.com/BudweiserClydesdales



Twitter.com/BudweiserClydesdales

Having a Problem? Call 1-877-565-2172 for help

2014

THE PENN MILE

HRTV Race Enhancement Recap

Saturday, May 31, 2014



HOLLYWOOD
Casino

AT PENN NATIONAL RACE COURSE


HRTV
THE NETWORK FOR HORSE SPORTS

Race Enhancement Program - Recap

The following recap provides a sample of elements that were designed to support the The Penn Mile from Hollywood Casino at Penn National on Saturday, May 31, 2014. These elements were created to elevate awareness, drive attendance, and increase handle for the race day.

The elements included:

- Television Coverage
- Special Programming
- Online and Web Content



Summary of Elements

On-Air

- Television Coverage
- Special Coverage in HRTV Racing and Handicapping Shows
- (34) :30 Tune-In Announcements (4 bonus)
- (34) :30 Expanded media (4 bonus)
- (13) *Countdown To Race Day* Segments (5 bonus)
- (3) Interviews

Online/Other

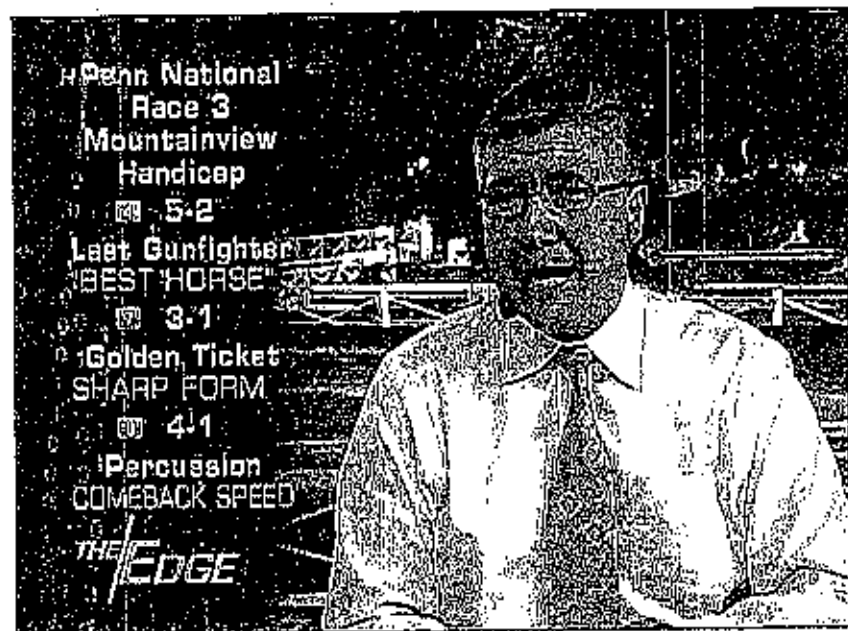
- Special **Web-Only** Program
- Customized Landing Page
- HRTV.com Homepage Slide Banner
- HRTV.com Small Banners on Inside Pages
- Banner designed for Penn National website
- Coverage mention in HRTV E-Newsletter
- Coverage mention in Xpressbet Newsletter (bonus)

Special Features

Description

HRTV provided special coverage inside racing and handicapping live shows, like: **Against The Odds, The Player, Westrock First Call The Edge and Race Day America**

Sample



:30 Tune-In Announcement

(34) Tune-in Announcements aired on HRTV from May 25-31 . The Announcement was created to build excitement for The Penn Mile and drive viewers to hepn.com for more information



Interviews

DESCRIPTION

In the week leading up to race day coverage HRTV provided (3) interviews during racing programs, such as, Race Day America


Featured Interviews included:

David Bailey (5/28)
Gary Stevens (5/29)
Fred Lipkin (5/30)

Sample

RACE DAY AMERICA PRESENTED BY KEDBLAD			
HRTV			
\$150,000 PENNSYLVANIA GOVERNOR'S CUP			
SAT, MAY 31		PENN NATIONAL	
5 FURLONGS		3 YEAR-OLDS & UP	
		TURF	
MT		JOCKEY	TRAINER
5	T STORMY RUSH	G. SAEZ	L. RICHARDS
10	2 STORM OF THE CENTURY	S. ELLIOTT	L. RUBERTO
6	3 MARRIED TO THE MUSIC	C. VELASQUEZ	L. RICE
12	4 THIS AINT NO BULL	F. PENNINGTON	C. REESE
7/2	5 TIGHT END TOUCHDOWN	J. CASTELLANO	J. SERVIS
20	6 YATE'S LANDING	A. CINTRON	M. SHUMAN
9/2	7 BOLD THUNDER	P. LOPEZ	P. FARRO
20	8 ATLANTIC SEABOARD	J. FLORES	R. PRECIADO
8	9 SENSIBLE LADY	A. SERPA	A. GOLDBERG
20	10 KINGSFORD DRIVE	R. ALBARADO	B. BROWN
8	11 GREAT ATTACK	K. CARMOUCHE	H. McMAHON
15	12 OL ARMY	C. LANDEROS	C. PEERY

Countdown To The Penn Mile



Stewart University, University of Pennsylvania
Philadelphia, Pennsylvania
Right: Stewart University

Customized Landing Page

<http://www.hrtv.com/racing/2014-penn-mile/>

HRTV
THE NETWORK FOR HORSE SPORTS

WATCH NOW SCHEDULE RACING WESTERN ENGLISH SUBSCRIBE LOGIN

500,000

500,000

SEARCH VIDEOS

HOLLYWOOD
CASCADIA

LIVE COVERAGE
SATURDAY, MAY 31ST

150,000
PENNSYLVANIA
GOVERNOR'S CUP

2014 Penn Million HRTV
Join HRTV on Saturday, May 31st for the exciting running of the \$200,000 Penn Mile, the inaugural racing of the \$100,000 Small Oaks, and a double mainstay race, the \$150,000 Pennsylvania Governor's Cup.
Pensacola, Florida

FLORIDA **PA** **TX** **DE** **GA**

#pennmile

Rick Martenslak @PennMileRide: 22 May
Here is link for #Penn Nat pp's for
#PennMile Nominations. As well as
other key races for \$181. @JockeyTom
bellyvoapporc.com/Racing/Horsema.
Expand

Rick Martenslak @PennMileRide: 16 May
@JockeyTom perhaps I will see you at
the finish line of P&C next
Saturday?? #pennmile
Expand

Coverage Mention in HRTV E-Newsletter

Distribution: 75K

HRTV - The Network for Horse Sports <newsletter@hrtv.com>

To: Sara Tannoy

Reply-To: news@hrtv.com

California Chrome "is Training like a Monster"



CALIFORNIA CHROME

"IS TRAINING LIKE A MONSTER!"

Chrome is Home at

HRTV, The Network for Horse Sports!

SPECIAL RACING COVERAGE

The Penn Mile, Saturday, May 31



Tune-in to HRTV on Saturday, May 31 for the 2nd running of the \$500,000 Penn Mile. The race card will also feature the \$100,000 Penn Oaks, the \$200,000 Mountainview Handicap and the \$150,000 Governor's Cup.

First post is at 6pm ET/3pm PT

Coverage Mention in Xpressbet E-Newsletter


Distribution: 70K





Xpressbet Today Article Penn Has Huge, Early Evening

May 31, 2014 You already know that Belmont and Santa Anita usually plan big Saturday and Sunday stakes cards. What you might not know is that under-the-radar Penn National has an outstanding early evening of racing action tonight, beginning at 6:05 pm ET and you can watch the action on HRTV, including special live coverage from the track. Here's a quick look at tonight's rich stakes lineup, including race number:


- \$100,000 Penn Oaks, 3yo, f, 1mT (1st)
- \$150,000 Pennsylvania Governor's Cup, 3&up, 5fT (2nd)
- \$200,000 Mountview H., 3&up, 1 1/8m (3rd)
- \$500,000 Penn Mile, 3yo, 1mT (4th)
- \$50,000 Penn Dash, 3&up, 5f (5th)







HOLLYWOOD
Cavalry
INTERNATIONAL FACE COURSE



HOLIDAY RACING FESTIVAL AT PENN NATIONAL

WEDNESDAY, NOVEMBER 26



EARLY PICK 4 ★ FIRST POST TIME 6PM

★ \$200,000 FABULOUS STRIKE HANDICAP ★

\$100,000 SWATARA

★ \$75,000 BLUE MOUNTAIN (PA-BREDS) ★




'FOOD FOR FRIENDS'
—CHARITY FOOD DRIVE—
WEDNESDAY, NOVEMBER 26 ★ 5PM-8PM

- ★ Support the Racetrack Chaplaincy Food Bank
- ★ Bring a Non-Perishable Food Item and receive a FREE Mystery Pari-mutuel wagering voucher valued between \$2 - \$100 (One per guest)
- ★ Donation Drop Off 2nd Floor next to Program Stand

Gambling Problem? Call 1-877-565-2112 for help.

2014 HOLIDAY RACING FESTIVAL



HOLLYWOOD
Casino

— AT PENN NATIONAL RACE COURSE —

HRTV Race Enhancement Recap


HRTV
THE NETWORK FOR HORSE SPORTS

Race Enhancement Program - Recap

The following recap provides a sample of elements that were designed to support the The Penn Mile from Hollywood Casino at Penn National on Saturday, May 31, 2014. These elements were created to elevate awareness, drive attendance, and increase handle for the race day.

The elements included:

- Television Coverage
- Special Programming
- Online and Web Content



Summary of Elements

On-Air

- Television Coverage
- Special Coverage in HRTV Racing and Handicapping Shows
- (34) :30 Tune-In Announcements (4 bonus)
- (34) :30 Expanded media (4 bonus)
- (13) *Countdown To Race Day* Segments (5 bonus)
- (3) Interviews

Online/Other

- Special **Web-Only** Program
- Customized Landing Page
- HRTV.com Homepage Slide Banner
- HRTV.com Small Banners on Inside Pages
- Banner designed for Penn National website
- Coverage mention in HRTV E-Newsletter
- Coverage mention in Xpressbet Newsletter (bonus)


Race Preview Coverage
Fast Track, November 23 (prior to rescheduling)

FAST TRACK		HUNTERS	
FURLONGS		MILES	
30	THE BARRACUDA	W. W. WALKER	M. H. HARRIS
10	WEEKEND HIDEAWAY	J. H. HARRIS	M. H. HARRIS
8	KING HENRY	P. H. HARRIS	M. H. HARRIS
8	TIGHTEN UP	J. H. HARRIS	M. H. HARRIS
6	RIVER ROCKS	J. H. HARRIS	M. H. HARRIS
5	BEN'S CAT	J. H. HARRIS	M. H. HARRIS
30	JOE TESS	J. H. HARRIS	M. H. HARRIS
30	CALAMONDEIN	J. H. HARRIS	M. H. HARRIS
10	TRICKMASTER	J. H. HARRIS	M. H. HARRIS
4	STRAPPING GIROM	J. H. HARRIS	M. H. HARRIS
12	JAYVERRE	J. H. HARRIS	M. H. HARRIS
7	THE BARRACUDA	J. H. HARRIS	M. H. HARRIS


\$200,000 FABULOUS STRIKE HANDICAP
PENN NATIONAL RACE 4
DIRT

3-YEAR OLDS & UP		MILES	
30	THE BARRACUDA	W. W. WALKER	M. H. HARRIS
10	WEEKEND HIDEAWAY	J. H. HARRIS	M. H. HARRIS
8	KING HENRY	P. H. HARRIS	M. H. HARRIS
8	TIGHTEN UP	J. H. HARRIS	M. H. HARRIS
6	RIVER ROCKS	J. H. HARRIS	M. H. HARRIS
5	BEN'S CAT	J. H. HARRIS	M. H. HARRIS
30	JOE TESS	J. H. HARRIS	M. H. HARRIS
30	CALAMONDEIN	J. H. HARRIS	M. H. HARRIS
10	TRICKMASTER	J. H. HARRIS	M. H. HARRIS
4	STRAPPING GIROM	J. H. HARRIS	M. H. HARRIS
12	JAYVERRE	J. H. HARRIS	M. H. HARRIS
7	THE BARRACUDA	J. H. HARRIS	M. H. HARRIS

Race Preview Coverage *The Player, November 29 (after rescheduling)*




:30 Tune-In Commercial
Promoting November 26th Race Date



HOLIDAY RACING FESTIVAL
WEDNESDAY NOVEMBER 26


BRONCO FABULOUS STRIKE HANDICAP
110,000 SHARPSHOTS

:30 Tune-In Commercial - Revised
Promoting RESCHEDULED November 29th Race Date

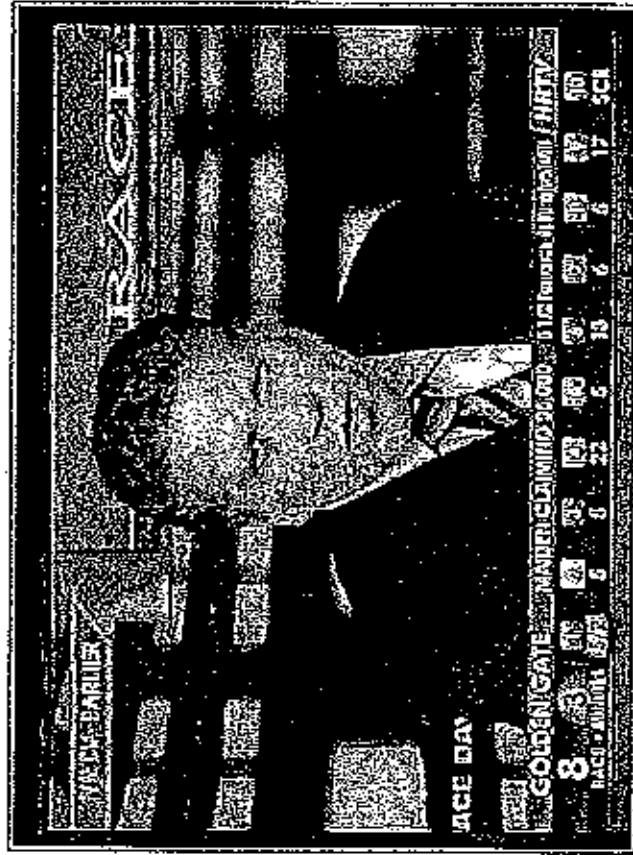


Countdown To Race Day

Graphic Bumps




Promoting November 26th Date



Promoting November 29th Date
With Fred Lipkin Interview

Recap of Holiday Racing Festival

HR TV Rewind, November 30



Web-Only Handicapping Program



**ROBERT PENN.
THE NATIONAL
GODS RACEZ**

**BLUE MOUNTAIN
JUVENILE FILLIES S.**

13 7-2

AWESOME SINGER

**▷ NO STRANGER
TO RAIL TRIP**

**▷ PROFESSIONAL
IN DEBUT**

**▷ TRAINER ONE
OF THE ONES**

MEET THE GODS

Customized Landing Page

hrtv.com/racing/penn-national/

The screenshot shows a website interface for HRTV. At the top, there are navigation links: WATCH NOW, SCHEDULE, RACING, WESTERN, ENGLISH, SUBSCRIBE, and LOGIN. Below these are utility links: FIND HRTV IN YOUR AREA, ABOUT HRTV, SHOWS, and a search bar labeled 'Search Videos'. The main header features the HRTV logo and the Penn National Race Course logo, with the text 'THE NETWORK FOR HORSE SPORTS' and 'HOLLYWOOD Casino'. A large video player in the center shows a horse race with the text 'PENN NATIONAL RACE COURSE' and 'HOLLYWOOD CASINO'. Below the video player, there is a tweet from Hollywood Casino (@HollywoodCCTA) dated Nov 26, announcing a 'Black Friday Mega Stack Tournament' on Friday, Feb 27, at 7:27 PM. The tweet details a \$560 NLH + \$200 Bounty, 30 K starting stack, and a best tournament structure around. The user 'Expans' is mentioned. The bottom of the page includes a footer with 'HRTV' and 'PENN NATIONAL RACE COURSE'.

Slide Web Banner on HRTV.com

Homepage (note: banners were revised to reflect new date)

HRTV
THE ACTORS OF HORSE SPORTS

HOLLYWOOD Casino
THE NATIONAL RACING CENTER

55 89 125
2123 5362 5989
5305 317 3131 3221
3074 443 3326 3388

WATCH NOW SCHEDULE RACING WESTERN ENGLISH SUBSCRIBE LOGIN
 FIND US ON YOUR AREA ABOUT HRTV
 Search Video

Holiday Racing Festival
THIS WEEKEND
CLICK TO WATCH

HOLLYWOOD
FESTIVAL
SERIES

HRTV Rewind
11/23/14

HRTV Rewind (11/23/14)
HRTV Rewind Takes a look back at the biggest events that happened throughout the racing week, including a recap of Ocala Downs Jackpot Day, weekend stakes from Gulfstream Park West, Churchill, Del Mar, and Acapulco.

HRTV Rewind (3) 27 Weeks (1/16)
See All Videos

Elch Zimey on The Holiday Racing Festival

Trainer Joel Marron
2014 Zia Park Derby

Joeley Altobelli, Justice Jr.
2014 Zia Park Derby

Zia Park Track

Station Profile

WHAT'S ON TODAY
Horse Racing
12:00 PM

Small Banner Sample on HRTV.com

Racing Page (note: banners were revised to reflect new date)



HRTV Rewind (11/23/14)

HRTV Rewind Takes a look back at the biggest events that happened throughout the racing week, including a recap of Delta Downs Jackpot Day, weekend stakes from Gulfstream, Park West, Churchill, Del Mar, and Aqueduct.

[Facebook](#)
[Twitter](#)
[LinkedIn](#)

[See All Videos >](#)

RACING VIDEOS [More Videos...](#)



HRTV Rewind
11/23/14



Erich Zimay on The
Holiday Racing Festival



Jockey Alfredo Juarez
Jr. Talks 2014 Zia Park



Trainer Joel Marr on
2014 Zia Park Derby



Zia Park Track
Announcer Jonathan



Stallion Profile -
Midshipman





WHAT'S ON TODAY

Horse Racing
12:00 PM

1991 Original Breeders' Cup
6:30 PM | Part 4

[See Full Schedule >](#)




PENN NATIONAL GAMING, INC.

PENN GAMING RACING CHALLENGE
20 RACES - \$5 MILLION IN PURSES


Wed. November 26 - \$300,000 Zia Park Oaks | **ZIA PARK**
HORSETRACK & CASINO

Banner on Penn National Website Linking to Landing Page




AT FOUR NATIONAL RACE COURSES

Marquato Rewards | Directions | Contact Us



CASINO | PROMOTIONS | DINING | ENTERTAINMENT | RACING | BUS GROUPS | CATERING | CAREERS | ABOUT US

CALENDAR | STRATEGIES | HORSE-RACING | CONSULTING | ENTRENCHMENTS | LEASING | BETTING SERVICES | ACCOUNTING | WAGERING | ACTS | NEWS




LIVE RACING WEDNESDAY - SATURDAY POST TIME 6:00PM

Enjoy your own private box seat!

Box Seat - One blended box with five "stadium seats" and television
Pricing = \$10 Wednesday & Thursday / \$15 Friday / \$20 Saturday / \$40.00 per night for special events

Box Seat Suite - Lounge style seating to accommodate up to ten people with additional televisions
Pricing = \$30 Wednesday & Thursday / \$40 Friday / \$60 Saturday / \$100.00 per night for special events

Each adult guest will get a free live Penn National program with a box seat purchase!



HRTV
THE NETWORK FOR HORSEFANS!
HANDICAP ROLL WOOD CASINO
AT PENN NATIONAL RACE COURSES
HOLIDAY RACING FESTIVAL
WITH OUR EXPERTS
CLUB AND WATER

Coverage Mention in HRTV E-Newsletter

Distribution: 75K

HRTV

THE NETWORK FOR HORSE SPORTS

TUNE-IN TO HRTV THANKSGIVING EVE, NOVEMBER 26,
FOR SPECIAL RACING COVERAGE FROM
PENN NATIONAL AND ZIA PARK

HOLLYWOOD
Casino

AT PENN NATIONAL RACE COURSE

HOLIDAY RACING FESTIVAL
Hollywood Casino at Penn National
Race Course

Join HRTV for coverage of Penn
National's Holiday Racing Festival, part
of the Penn Gaming Racing Challenge.

The Festival will feature the \$200,000
Fabulous Strike Handicap and the
\$100,000 Swatara.

First post is 6pm ET

Go to Hollywoodpnrc.com/racing and
click on the HRTV Banner for more
information.

PENN NATIONAL HOLIDAY RACING FESTIVAL
RESCHEDULED TO SATURDAY, NOVEMBER 29TH

HOLLYWOOD
Casino

AT PENN NATIONAL RACE COURSE

**PENN NATIONAL HOLIDAY
RACING FESTIVAL**

The Penn National Holiday Racing
Festival has been rescheduled to
Saturday, November 29th due to
weather.

HRTV Facebook Post

Distribution: 240K Fans



HRTV

Written by Kim Flum [?] · November 25, 2014 at 12:15 pm · Edited [?] · [?] · [?]

Watch Penn National's Holiday Racing Festival, part of the Penn Gaming Racing Challenge on HRTV & HRTV.com! First post is 6pm ET / 3pm PT!

On HRTV & HRTV.com: <http://www.hrtv.com/racing/penn-national/>



Boost Post

BONUS Coverage Mention in Xpressbet E-Newsletter

Distribution: 70K

 **xb newsletter**

> Kentucky Derby Future Wager Underway

It's not too early to play the 2015 Kentucky Derby! Kentucky Derby Future Wager Pool #1 begins at 12PM ET on Friday and continues through Sunday at 6PM ET. Win and Exacta wagering is available.

> Gulfstream Park West Closes Sunday

Sunday is closing day at Gulfstream Park West, so you'll want to keep an eye on potential mandatory payouts. Racing in Florida moves to Gulfstream for their Champions Meet beginning December 6.

> Penn National Holiday Festival on HRTV

Join HRTV for coverage of Penn National's Holiday Racing Festival on Saturday, November 29 at 6pm ET. Their card is highlighted by the \$200K Fabulous Strike Handicap and the \$100K Swetara Stakes.

> Gold Cup Anchors Huge Hawthorne Card

Saturday's races from Hawthorne include the \$250,000 G2 Hawthorne Gold Cup, which attracted a strong field that should ensure a great day of wagering. First post is 2:50PM ET.

> Carulli's Horses to Watch

Former Laurel and Pimlico morning-line maker, simulcast host and harness racing expert, Frank Carulli, keeps an eye out for horses ready to find the winner's circle in their next 2 starts.

> Portland Meadows Opts for Tuesdays

One of the best kept secrets in horse racing, Portland Meadows, has switched up its Racing Calendar and will now host live racing each Tuesday afternoon beginning at 3PM ET.

Contact Information

Any questions, please contact:

Sara Tasnady
Director of Sponsorships and Race Programs
HRTV
516-414-4056

HRTV
THE NETWORK FOR HORSE SPORTS

• Saturday Morning Sunrise

SATURDAY, JUNE 13

★ 8:30AM-11AM ★



WATCH

THE HORSES TRAIN & MEET THE HORSEMEN




Gambling Problem? Call 1-877-565-2112 for help.



Penn National Race Course
 Sports & Recreation / Add A Category

Create Call to Action Liked Message

Timeline About Photos Reviews More

 1,998 likes +7 this week
 Jenny Downman and 3 other friends

2,988 were here +2 this week

Invite friends to like this Page

19% post reach this week

Get Phone Calls From News Feed



Include a Call Now button so people nearby can call your business right from your promotion.

Promote Local Business

ABOUT


 777 Hollywood Blvd
 Grantville, Pennsylvania

(800) 233-8238

Closed Now
 Today 6:00pm - 9:37pm

Price Range: \$

<http://www.hollywoodpnc.com...> Promote Website

APPS

TWEETS 420 FOLLOWING 105 FOLLOWERS 107 FAVORITES 3

Edit profile

Eric Johnston

@BigEHouston

Director of Racing Operations Hollywood Casino at Penn National Race Course

Grantville Pa
HCPN.com

Joined March 2009

12 Photos and videos



Tweets Tweets & replies Photos & videos



Eric Johnston @BigEHouston 32m

Budweiser Clydesdales after race 2, tonight @HollywoodPenn 1st race at 6PM!!! Seey you there!!

Eric Johnston retweeted



PNG Racing Hub @PNGRacing Jun 13

Reminder...First post from @HollywoodPenn has been moved up and is at 5:55 PM ET tonight. All races OFF the turf.

2 1

Eric Johnston retweeted



Pa HBPA @PA_HBPA Jun 13

PA's horse racing industry is responsible for the preservation of tens of thousands of acres of open space and farmland in PA.

1

Penn National	On-site Handle Grantville	OTW's	Call Center	Total
2009	\$ 32,805,846	\$ 78,089,082	\$ 12,880,684	\$ 123,775,612
2010	\$ 29,029,602	\$ 66,042,013	\$ 27,549,318	\$ 122,620,933
2011	\$ 25,581,880	\$ 62,423,610	\$ 23,907,404	\$ 111,912,894
2012	\$ 25,255,451	\$ 53,957,519	\$ 22,386,596	\$ 101,599,566
2013	\$ 23,700,289	\$ 44,903,365	\$ 19,874,480	\$ 88,478,134
2014	<u>\$ 20,556,334</u>	<u>\$ 33,955,291</u>	<u>\$ 18,831,019</u>	\$ 73,342,643

	Live Handle Grantville	OTW's	Call Center	Total
2009	\$ 7,736,356	\$ 4,409,392	\$ 2,173,613	\$ 14,319,361
2010	\$ 7,145,869	\$ 3,605,876	\$ 1,814,229	\$ 12,565,974
2011	\$ 6,375,879	\$ 2,721,851	\$ 1,911,496	\$ 11,009,226
2012	\$ 6,780,629	\$ 2,954,433	\$ 1,598,257	\$ 11,333,319
2013	\$ 6,539,407	\$ 2,492,633	\$ 1,721,744	\$ 10,753,784
2014	\$ 5,503,717	\$ 1,835,294	\$ 3,404,729	\$ 10,743,740

	In and Out of State Handle Grantville	OTW's	Call Center	Total
2009 In	\$ 1,954,173	\$ 5,834,587	\$ 899,045	
Out	\$ 23,115,318	\$ 67,845,104	\$ 9,808,026	
Total	\$ 25,069,491	\$ 73,679,691	\$ 10,707,071	\$ 109,456,253

2010 In	\$	1,812,122	\$	5,381,939	\$	1,570,107	
Out	\$	20,071,611	\$	57,054,198	\$	24,164,982	
Total	\$	21,883,733	\$	62,436,137	\$	25,735,089	\$ 110,054,959
2011 In	\$	1,397,192	\$	4,765,206	\$	1,071,957	
Out	\$	17,808,809	\$	54,936,553	\$	20,923,951	
Total	\$	19,206,001	\$	59,701,759	\$	21,995,908	\$ 100,903,668
2012 In	\$	1,497,705	\$	4,416,686	\$	1,130,145	
Out	\$	16,977,117	\$	46,586,401	\$	19,658,193	
Total	\$	18,474,822	\$	51,003,087	\$	20,788,338	\$ 90,266,247
2013 In	\$	1,314,549	\$	3,636,183	\$	1,102,260	
Out	\$	15,846,333	\$	38,774,549	\$	17,050,477	
Total	\$	17,160,882	\$	42,410,732	\$	18,152,737	\$ 77,724,351
2014 In	\$	1,043,657	\$	2,877,871	\$	1,633,089	
Out	\$	14,008,960	\$	29,242,126	\$	13,793,200	
Total	\$	15,052,617	\$	32,119,997	\$	15,426,289	\$ 62,598,904

Grantville 2009

	Full Card												
	Jan	Feb	Mar	Apr	May	Jun	Jul	Aug	Sep	Oct	Nov	Dec	Total
Instate	167,705	185,189	172,813	146,810	219,532	194,711	194,061	103,369	190,479	130,224	164,585	84,695	1,954,173
Out of State	2,095,110	2,190,654	2,166,174	1,919,455	2,762,376	1,848,409	1,856,824	2,064,644	1,615,362	1,760,354	1,554,949	1,281,007	23,115,318
Live	516,706	575,376	674,536	649,374	716,320	622,565	975,878	972,035	365,843	607,018	582,603	478,101	7,736,356
Total	2,779,521	2,951,219	3,013,524	2,715,639	3,698,228	2,665,685	3,026,762	3,140,048	2,171,684	2,497,596	2,302,138	1,843,803	32,805,846

Grantville 2010

	Full Card												
	Jan	Feb	Mar	Apr	May	Jun	Jul	Aug	Sep	Oct	Nov	Dec	Total
Instate	160,508	97,796	141,887	106,047	194,732	197,132	219,535	116,737	176,767	123,922	152,397	124,662	1,812,122
Out of State	1,368,342	1,466,416	1,726,112	1,650,249	2,382,937	1,835,967	1,857,257	1,840,390	1,347,904	1,547,082	1,650,122	1,398,333	20,071,611
Live	525,370	217,809	599,508	710,413	774,018	774,304	956,564	721,563	325,082	570,846	513,064	457,328	7,145,869
Total	2,054,720	1,782,021	2,467,507	2,466,709	3,351,687	2,807,403	3,033,356	2,678,690	1,849,753	2,241,850	2,315,583	1,980,323	29,029,602

Grantville 2011

	Full Card												
	Jan	Feb	Mar	Apr	May	Jun	Jul	Aug	Sep	Oct	Nov	Dec	Total
Instate	93,480	87,502	117,554	106,908	126,520	135,259	155,668	96,599	139,266	105,191	126,068	107,177	1,397,192
Out of State	1,392,304	1,521,979	1,431,939	1,488,350	2,081,978	1,649,863	1,570,066	1,361,407	1,237,172	1,302,392	1,460,732	1,310,127	17,808,809
Live	384,608	276,448	508,821	469,031	602,872	631,510	902,724	680,287	344,931	512,550	539,618	522,479	6,375,879
Total	1,870,892	1,885,929	2,058,314	2,064,289	2,811,370	2,416,632	2,628,458	2,138,293	1,721,369	1,920,133	2,126,418	1,939,783	25,581,880

Grantville 2012

	Full Card												
	Jan	Feb	Mar	Apr	May	Jun	Jul	Aug	Sep	Oct	Nov	Dec	Total
Instate	119,509	101,698	117,271	114,806	143,972	162,323	158,725	133,834	135,362	102,629	114,277	91,298	1,497,705
Out of State	1,439,353	1,419,035	1,627,891	1,350,427	2,108,827	1,555,430	1,376,705	1,299,587	1,114,796	1,125,826	1,359,303	1,199,437	16,977,117
Live	332,600	384,681	681,424	493,176	688,177	720,949	788,902	736,012	581,142	476,500	523,536	373,532	6,780,629
Total	1,891,962	1,905,414	2,426,586	1,958,408	2,940,977	2,438,702	2,324,332	2,171,432	1,831,300	1,704,955	1,997,115	1,664,268	25,255,451

Grantville 2013

	Full Card												
	Jan	Feb	Mar	Apr	May	Jun	Jul	Aug	Sep	Oct	Nov	Dec	Total
Instate	92,967	104,027	95,398	107,032	134,180	124,095	151,894	135,327	126,097	89,762	108,595	45,174	1,314,5
Out of State	1,272,296	1,335,231	1,527,327	1,252,692	1,982,929	1,465,334	1,204,400	1,376,850	973,873	1,063,772	1,432,833	958,796	15,846,3
Live	410,067	364,396	547,548	481,563	633,469	948,633	726,335	719,801	496,557	484,624	526,905	342,789	6,682,6
Total	1,775,330	1,803,654	2,170,273	1,841,287	2,750,578	2,538,062	2,082,629	2,231,978	1,596,527	1,638,158	2,068,333	1,346,759	23,843,5

Grantville 2014

	Full Card												
	Jan	Feb	Mar	Apr	May	Jun	Jul	Aug	Sep	Oct	Nov	Dec	Total
Instate	44,992	52,955	72,360	65,067	106,551	97,745	120,817	106,067	124,472	81,521	83,208	87,902	1,043,6
Out of State	936,712	1,106,424	1,201,167	1,103,807	2,045,874	1,339,338	1,149,887	1,225,427	893,964	1,151,314	1,206,526	648,020	14,008,9
Live	240,647	163,913	447,029	474,606	699,887	568,634	649,553	616,899	423,176	434,417	428,629	351,327	5,503,7
Total	1,222,351	1,323,292	1,720,556	1,643,480	2,852,312	2,006,217	1,920,257	1,948,393	1,441,612	1,667,252	1,718,363	1,087,249	20,556,3

OTW's 2009

	Full Card												Total
	Jan	Feb	Mar	Apr	May	Jun	Jul	Aug	Sep	Oct	Nov	Dec	
Instate	526,346	530,618	497,792	462,724	655,939	562,856	563,003	315,037	538,130	413,065	491,448	277,608	5,834,587
Out of State	6,090,121	6,201,682	6,288,367	5,956,454	7,929,662	5,781,626	5,455,427	5,593,642	4,672,289	4,977,794	4,798,404	4,099,638	67,845,104
Live	354,145	364,451	393,920	408,912	380,203	301,936	428,443	429,358	195,824	375,000	384,985	392,213	4,409,391
Total	6,970,612	7,096,752	7,180,079	6,828,089	8,965,824	6,646,418	6,446,873	6,338,037	5,406,243	5,765,859	5,674,837	4,769,459	78,089,082

OTW's 2010

	Full Card												Total
	Jan	Feb	Mar	Apr	May	Jun	Jul	Aug	Sep	Oct	Nov	Dec	
Instate	456,823	303,112	435,457	357,811	648,434	587,173	603,224	338,409	525,697	408,431	406,574	310,794	5,381,939
Out of State	4,626,990	4,218,803	5,301,495	5,250,071	6,671,587	4,828,026	4,754,024	4,747,178	4,086,428	4,415,437	4,461,276	3,742,883	57,054,198
Live	356,634	158,771	363,104	366,352	357,349	364,492	355,126	273,634	143,319	294,517	273,217	299,361	3,605,976
Total	5,440,447	4,680,686	6,100,056	5,974,234	7,677,370	5,779,691	5,712,374	5,359,221	4,705,444	5,118,385	5,141,067	4,353,038	66,042,013

OTW's 2011

	Full Card												Total
	Jan	Feb	Mar	Apr	May	Jun	Jul	Aug	Sep	Oct	Nov	Dec	
Instate	309,121	280,243	395,069	432,405	500,559	485,696	501,236	365,332	444,393	332,089	383,987	335,076	4,765,206
Out of State	4,325,301	4,521,465	5,013,953	5,139,348	6,220,554	4,654,361	4,498,635	4,300,274	3,929,106	4,227,310	4,320,330	3,785,916	54,936,553
Live	248,218	154,626	251,648	219,043	218,303	191,742	272,058	231,713	142,483	231,116	230,736	280,163	2,721,851
Total	4,882,640	4,956,334	5,660,570	5,790,796	6,939,416	5,331,799	5,271,929	4,897,321	4,515,982	4,790,515	4,985,053	4,401,155	62,423,610

OTW's 2012

	Full Card												Total
	Jan	Feb	Mar	Apr	May	Jun	Jul	Aug	Sep	Oct	Nov	Dec	
Instate	317,768	804,889	333,720	334,720	432,356	434,940	483,358	420,737	411,040	293,152	353,319	296,687	4,416,686
Out of State	3,557,160	4,320,156	4,488,117	3,722,391	5,225,135	4,144,677	3,622,146	3,819,603	3,333,964	3,270,804	3,737,327	3,344,922	46,586,401
Live	151,693	179,602	308,896	213,198	275,315	258,956	273,558	279,310	233,070	241,315	307,357	232,164	2,954,433
Total	4,026,621	4,804,646	5,130,733	4,270,309	5,932,806	4,838,572	4,379,062	4,519,650	3,978,074	3,805,271	4,398,003	3,873,773	53,957,519

OTW's 2013

	Full Card												Total
	Jan	Feb	Mar	Apr	May	Jun	Jul	Aug	Sep	Oct	Nov	Dec	
Instate	266,626	233,670	303,722	310,237	398,997	383,292	415,645	328,307	357,007	247,269	261,115	128,298	3,636,183
Out of State	3,233,726	3,400,215	4,038,125	3,225,288	4,875,334	3,677,868	3,173,080	3,338,003	2,386,084	2,461,418	2,792,431	2,117,977	38,774,549
Live	213,752	190,269	268,960	192,270	237,656	246,002	228,701	229,755	153,399	167,650	195,916	168,304	2,492,633
Total	3,714,104	3,824,154	4,672,806	3,727,795	5,511,987	4,307,161	3,817,426	3,896,064	2,896,490	2,876,336	3,249,462	2,409,579	44,903,365

OTW 2014

	Full Card												Total
	Jan	Feb	Mar	Apr	May	Jun	Jul	Aug	Sep	Oct	Nov	Dec	
Instate	127,536	150,871	225,385	234,911	321,881	306,502	289,250	275,191	267,404	208,554	213,850	246,496	2,877,111
Out of State	2,261,183	2,394,274	2,787,011	2,493,007	3,901,029	2,643,685	2,226,175	2,489,452	1,900,253	2,269,891	2,488,448	1,387,718	29,242,211
Live	115,157	62,143	171,934	182,227	225,327	145,447	171,943	164,161	136,572	173,938	159,424	147,023	1,835,111
Total	2,503,876	2,607,287	3,184,329	2,890,145	4,448,237	3,095,635	2,687,409	2,928,804	2,304,229	2,652,383	2,861,721	1,781,236	33,955,433

Call Center 2009

	Full Card												Total
	Jan	Feb	Mar	Apr	May	Jun	Jul	Aug	Sep	Oct	Nov	Dec	
Instate	69,023	55,628	77,687	66,179	76,075	55,277	77,770	93,412	45,174	93,995	91,079	97,748	899,045
Out of State	812,949	890,456	764,526	791,918	1,105,832	890,009	745,639	888,188	729,796	718,238	853,171	617,305	9,808,026
Live	181,877	161,475	194,706	168,355	184,484	141,511	185,389	212,723	96,118	202,617	230,288	214,071	2,173,613
Total	1,063,848	1,107,560	1,036,919	1,026,452	1,366,391	1,086,797	1,008,792	1,194,322	871,088	1,014,849	1,174,538	929,124	12,880,684

Call Center 2010 (Telebet and E-Bet)

	Full Card												Total
	Jan	Feb	Mar	Apr	May	Jun	Jul	Aug	Sep	Oct	Nov	Dec	
Instate	200,111	126,490	131,934	195,997	191,961	147,402	117,860	59,190	127,375	90,936	96,165	84,686	1,570,107
Out of State	2,937,235	1,970,386	2,772,837	2,651,779	2,741,576	1,837,464	1,703,749	1,796,315	1,439,852	1,390,646	1,569,814	1,353,229	24,164,982
Live	194,892	79,672	174,583	192,788	216,493	182,310	173,892	217,542	60,686	132,866	127,425	161,140	1,814,229
Total	3,332,338	2,176,548	3,079,354	3,040,564	3,149,970	2,167,176	1,995,501	1,973,047	1,627,913	1,614,448	1,753,404	1,599,055	27,549,318

Call Center 2011 (Telebet and E-Bet)

	Full Card												Total
	Jan	Feb	Mar	Apr	May	Jun	Jul	Aug	Sep	Oct	Nov	Dec	
Instate	78,990	55,955	77,433	85,282	115,617	121,401	111,999	78,655	115,083	56,943	86,583	90,316	1,071,957
Out of State	1,847,383	1,924,262	1,883,724	2,134,923	2,370,706	2,067,698	1,812,128	1,669,738	1,243,793	1,145,823	1,282,142	1,561,681	20,923,951
Live	148,777	79,752	136,581	156,268	204,856	167,101	216,117	191,940	80,354	154,902	188,981	185,867	1,911,496
Total	2,075,100	2,057,969	2,097,738	2,376,473	2,691,179	2,355,900	2,140,244	1,940,333	1,439,230	1,357,666	1,537,706	1,837,864	23,907,404

Call Center 2012 (Telebet and E-Bet)

	Full Card												Total
	Jan	Feb	Mar	Apr	May	Jun	Jul	Aug	Sep	Oct	Nov	Dec	
Instate	83,322	82,423	86,797	112,213	141,480	113,645	106,355	81,787	107,969	62,698	74,794	76,663	1,130,145
Out of State	1,721,844	2,037,961	2,100,950	1,809,034	2,202,852	1,678,572	1,616,176	1,551,133	1,221,075	1,052,713	1,199,538	1,466,346	19,658,193
Live	82,230	88,913	164,609	115,670	157,633	146,675	156,398	140,745	127,930	121,669	167,829	127,957	1,598,257
Total	1,887,396	2,209,297	2,352,356	2,036,917	2,501,964	1,938,892	1,878,929	1,773,664	1,456,974	1,237,080	1,442,160	1,670,966	22,386,594

Call Center 2013 (Telebet and E-Bet)

	Full Card												
	Jan	Feb	Mar	Apr	May	Jun	Jul	Aug	Sep	Oct	Nov	Dec	Total
Instate	67,731	68,949	70,484	104,202	130,328	122,625	128,848	98,309	127,779	72,558	77,112	38,334	1,102,260
Out of State	1,600,037	1,623,299	1,388,184	1,473,698	2,073,526	1,455,475	1,679,528	1,598,442	1,104,528	966,636	1,175,832	911,291	17,050,477
Live	111,192	106,249	151,486	130,219	179,069	186,046	160,755	150,098	130,820	148,461	153,327	114,022	1,721,744
Total	1,778,960	1,798,497	1,610,154	1,708,119	2,382,923	1,764,146	1,969,131	1,841,850	1,363,128	1,187,655	1,406,271	1,063,647	19,874,480

Call Center 2014

	Full Card												
	Jan	Feb	Mar	Apr	May	Jun	Jul	Aug	Sep	Oct	Nov	Dec	Total
Instate	43,134	41,278	67,982	62,813	122,617	120,197	156,484	206,578	230,376	170,623	183,471	227,537	1,633,08
Out of State	1,269,073	1,282,179	1,290,693	1,146,798	1,878,216	1,287,188	1,068,138	1,167,765	853,252	998,646	1,050,809	500,445	13,793,20
Live	89,917	40,240	121,862	324,525	421,338	327,968	406,007	370,383	324,901	373,727	300,699	303,162	3,404,70
Total	1,402,124	1,363,697	1,480,538	1,534,137	2,422,171	1,735,353	1,630,628	1,744,726	1,408,528	1,542,996	1,534,978	1,031,144	16,831,02

PA Bred Information

	Total Starters	PA Bred Starters	Individual PA-Bred Starters	% PA Bred Starters	Total Races	PA Bred Races	% PA Bred Races	Total Purses	PA Bred Earnings	% PA Bred Earnings	PA Bred Closed Races	Total Races	% PA Bred Closed Races
2007	12588	3539	1414	28.11%	1569	433	27.60%	\$13,573,900	\$5,055,678	37.25%	34	1569	2.17%
2008	13330	3851	1853	28.89%	1573	401	25.49%	\$22,238,800	\$7,802,877	35.09%	75	1573	4.77%
2009	17017	4686	2253	27.54%	1858	422	22.71%	\$35,854,200	\$10,196,016	28.44%	54	1858	2.91%
2010	15114	4613	2443	30.52%	1771	460	25.97%	\$36,589,570	\$11,111,178	30.37%	174	1771	9.82%
2011	14029	4650	1195	33.15%	1773	549	32.66%	\$34,620,000	\$12,800,340	36.97%	236	1773	13.31%
2012	14215	5913	1375	41.60%	1767	666	37.69%	\$38,493,000	\$17,079,826	44.37%	271	1767	15.34%
2013	13461	6107	1379	45.37%	1769	724	40.93%	\$33,838,000	\$15,822,488	46.76%	287	1769	16.22%
2014	12010	5868	1312	48.86%	1668	766	45.92%	\$31,014,300	\$17,254,066	55.63%	284	1668	17.02%

*figures provided by PA Horse Breeders Association

Race Summary Report

From 01/01/2014 to 12/31/2014

Breed: TB Course: Both Sex: Both

State Bred: Included Sorted By: Race Type

Page 1 of 2

Penn National

Type	Race Class	Races	Horses	Purses	Percent Total	Long Races	Avg Long	Short Races	Avg Short	Overall Avg
ALLOWANCE										
	ALWNW1(XMC)	89	662	2,625,500	5.34	46	7.46	43	7.42	7.44
	ALWNW1(XMC)(PA)	64	476	2,131,200	3.84	32	7.56	32	7.38	7.47
	ALWNW2	4	28	118,000	0.24	0	0.00	4	7.00	7.00
	ALWNW3	1	6	30,400	0.06	0	0.00	1	6.00	6.00
	All ALW Classes	158	1174	4,905,100	9.48	78	7.50	80	7.37	7.43
ALLOWANCE OPTIONAL CLAIMING										
	ALWNW2(XMC)CorC2500D	52	359	1,580,800	3.12	22	7.14	30	6.73	6.90
	ALWNW3(XMC)CorC3200D	2	10	62,800	0.12	0	0.00	2	5.00	5.00
	All AOC Classes	54	369	1,643,600	3.24	22	7.14	32	6.62	6.83
CLAIMING										
	C1000-9000	17	110	340,000	1.02	7	7.43	10	5.80	6.47
	C1000-9000NW2	26	191	395,200	1.56	15	7.73	11	6.82	7.35
	C1000-9000NW3	20	135	324,000	1.20	10	7.30	10	6.20	6.75
	C1000-9000NW4	17	110	290,700	1.02	7	6.29	10	6.60	6.47
	C12500-10500	14	97	292,600	0.84	8	6.88	6	7.00	6.93
	C12500-10500NW2	10	94	273,600	0.96	8	6.13	8	5.63	5.88
	C12500-10500NW3	13	76	222,300	0.78	5	5.20	8	6.25	5.85
	C12500-10500NW4	7	41	128,000	0.42	2	4.50	5	6.40	5.68
	C15000-13000	2	14	48,400	0.12	2	7.00	0	0.00	7.00
	C15000-13000(PA)	1	7	27,500	0.06	1	7.00	0	0.00	7.00
	C15000-13000NW1(DATE)	52	360	988,000	3.12	31	6.81	21	7.10	6.92
	C15000-13000NW2(PA)	20	148	418,000	1.20	5	7.80	15	7.27	7.40
	C15000-13000NW3(PA)	6	48	125,400	0.38	2	8.00	4	8.00	8.00
	C15000-5000NW2(PA)	1	7	20,900	0.06	1	7.00	0	0.00	7.00
	C16000-14000	3	15	65,700	0.18	1	5.06	2	5.00	5.00
	C16000-14000NW2	22	143	418,000	1.32	9	7.22	13	6.00	6.59
	C16000-14000NW3	15	94	300,000	0.90	0	0.00	15	6.27	6.27
	C18000-16000	1	6	21,900	0.06	0	0.00	1	6.00	6.00
	C20000-18000	1	5	23,000	0.06	0	0.00	1	5.00	5.00
	C20000-18000NW2	7	36	140,000	0.42	3	4.67	4	5.50	5.14
	C20000-18000NW3	1	4	26,000	0.06	0	0.00	1	4.00	4.00
	C25000-22500	1	5	23,800	0.05	1	5.00	0	0.00	5.00
	C25000-22500NW2	20	137	400,000	1.20	6	8.50	14	6.14	6.66
	C25000-22500NW3	3	17	62,700	0.18	0	0.00	3	5.67	5.67
	C4000	11	67	157,300	0.66	3	6.00	8	6.13	6.09
	C4000NW1(DATE)	88	748	1,028,000	5.88	40	7.28	58	7.88	7.63
	C4000NW2(DATE)	73	540	832,200	4.38	30	7.10	43	7.60	7.40
	C5000	16	90	243,200	0.96	6	5.33	10	5.80	5.63
	C5000NW1(DATE)	26	178	322,400	1.56	9	6.44	17	7.06	6.85
	C5000NW2	78	618	889,200	4.68	40	7.83	38	8.03	7.92
	C5000NW2(DATE)	2	12	27,300	0.12	1	6.00	1	7.00	6.00
	C5000NW2(PA)	40	302	512,000	2.40	12	7.17	28	7.71	7.56
	C5000NW3	83	666	1,043,600	4.98	39	7.95	44	8.09	8.02
	C5000NW3(PA)	24	169	330,300	1.44	8	7.13	16	7.00	7.04
	C5000NW4	24	169	319,200	1.44	10	7.10	14	6.43	7.88
	C6250-6000	28	131	324,000	1.20	12	6.58	8	6.50	6.55
	C6250-6000NW2(DATE)	16	106	220,800	0.96	6	6.67	10	6.50	6.56
	C6250-6000NW4	46	359	680,800	2.76	22	7.50	24	8.08	7.80
	C7500NW1(DATE)	55	389	766,500	3.30	29	7.38	28	7.12	7.25
	C7500NW2	59	417	784,700	3.54	29	6.90	30	7.23	7.07
	C7500NW3	48	328	686,400	2.88	21	7.14	27	6.59	6.83
	C7500NW4	9	57	145,800	0.54	2	5.50	7	6.57	6.39
	C8000-7000	14	85	286,000	0.84	8	5.75	6	6.50	6.07
	C8000-7000NW1(DATE)	3	22	42,900	0.18	2	7.50	1	7.00	7.33
	All CLM Classes	1031	7382	15,011,300	61.86	453	7.14	578	7.18	7.16
HANDICAP										
	HCP	2	15	400,000	0.12	1	6.00	1	9.00	7.50

Race Summary Report

From 01/01/2014 to 12/31/2014

Breed: TB Course: Both Sex: Both

State Bred: Included Sorted By: Race Type

Penn National

Race Type	Race Class	Races	Horses	Purses	Percent Total	Long Races	Avg Long	Short Races	Avg Short	Overall Avg
	All HCP Classes	2	15	400,000	.12	1	6.00	1	9.00	7.50
MAIDEN CLAIMING										
	M10000-9000	23	153	328,900	1.38	5	6.40	18	6.72	6.85
	M12500-10500	23	140	372,600	1.38	5	6.40	18	6.00	6.09
	M15000-13000	1	8	17,100	0.06	1	8.00	0	0.00	8.00
	M15000-13000(PA)	34	254	710,600	2.04	14	7.93	20	7.15	7.47
	M16000-14000	12	82	205,200	0.72	3	6.67	9	6.89	6.85
	M16000-14000(PA)	1	6	17,100	0.06	0	0.00	1	6.00	6.00
	M18000-16000	6	44	108,600	0.36	3	8.00	3	6.67	7.33
	M18000-16000(PA)	1	6	18,100	0.06	1	6.00	0	0.00	6.00
	M20000-18000	18	132	325,800	1.08	8	8.67	12	6.67	7.33
	M20000-18000(PA)	1	10	18,100	0.06	1	10.00	0	0.00	10.00
	M25000-22500	27	175	513,000	1.62	8	6.38	19	6.53	6.48
	M25000-22500(PA)	1	9	19,000	0.06	0	0.00	1	8.00	9.00
	M32000-30000	3	23	62,700	0.18	1	9.00	2	7.00	7.67
	M5000	53	401	556,500	3.18	24	7.21	29	7.86	7.57
	M5000(PA)	28	217	356,500	1.68	5	7.40	23	7.83	7.75
	M7500	58	402	694,400	3.36	18	7.06	38	7.24	7.18
	M7500(PA)	2	16	24,800	0.12	1	8.00	1	8.00	8.00
	All MCL Classes	290	2078	4,349,000	17.40	96	7.29	194	7.10	7.17
MAIDEN										
	M	34	258	998,600	2.04	11	7.91	23	7.43	7.59
	M(PA)	55	425	1,841,300	3.30	23	7.17	32	8.13	7.73
	All MDN Classes	89	683	2,839,900	5.34	34	7.41	55	7.84	7.68
Light Stakes										
	OST	1	6	50,000	0.06	0	0.00	1	6.00	6.00
	All OST Classes	1	6	50,000	.06	0	0.00	1	6.00	6.00
STARTER HANDICAP										
	SHP	8	55	155,000	0.48	4	7.25	4	6.50	6.88
	All SHP Classes	8	55	155,000	.48	4	7.25	4	6.50	6.88
STAKES										
	STK	9	68	1,175,000	0.54	5	7.20	4	8.00	7.56
	All STK Classes	9	68	1,175,000	.54	5	7.20	4	8.00	7.56
STARTER ALLOWANCE										
	STR/ALW10000	4	22	79,800	0.24	2	4.50	2	6.50	6.50
	STR/ALW12500	1	12	21,900	0.06	1	12.00	0	0.00	12.00
	STR/ALW10000	4	25	64,800	0.24	1	8.00	3	5.67	6.25
	STR/ALW5000	1	8	17,100	0.06	0	0.00	1	6.00	6.00
	STR/ALW6250	4	27	72,400	0.24	2	6.50	2	7.00	6.75
	STR/ALW7500	19	78	190,000	0.60	4	7.75	6	7.50	7.60
	STR/ALW8000	2	12	40,000	0.12	1	6.00	1	6.00	6.00
	All STR Classes	26	180	486,000	1.56	11	7.18	15	6.73	6.92
	All Races	1668	12010	31,014,300	100.00	704	7.21	964	7.19	7.20

2009

	Allowance	Allowance Out. CLM	Starter Allowance	Claiming 5000 & Less	Claiming 5000 & Greater	Maiden Claiming	Maiden	All Stakes/Handicaps	TOTALS
# of Races	119	64	42	687	419	419	93	15	1858
% of All Races	6.40%	3.44%	2.26%	36.98%	22.55%	22.55%	5.01%	0.81%	
# of Starters	953	488	306	6958	3458	3995	761	98	17017
Avg. Field Size	8.01	7.63	7.29	10.13	8.25	9.53	8.18	6.53	9.16
Total Purse	\$4,012,500	\$2,265,800	\$1,078,000	\$8,855,800	\$8,650,900	\$6,964,800	\$2,731,400	\$1,295,000	\$35,854,200
% of All Purse	11.19%	6.32%	3.01%	24.70%	24.13%	19.43%	7.62%	3.61%	
Avg. Purse Per Race	\$33,718	\$35,403	\$25,667	\$12,891	\$20,647	\$16,622	\$29,370	\$86,333	\$19,257
% of Total Races	6.40%	3.44%	2.26%	36.98%	22.55%	22.55%	5.01%	0.81%	
# PA Bred Races	5	0	0	4	6	12	25	2	54
% PA Bred Races	4.20%	0.00%	0.00%	0.58%	1.43%	2.86%	26.88%	13.33%	2.91%

2010

	Allowance	Allowance Out. CLM	Starter Allowance	Claiming 5000 & Less	Claiming 5000 & Greater	Maiden Claiming	Maiden	All Stakes/Handicaps	TOTALS
# of Races	138	65	38	563	428	440	84	15	1771
% of All Races	7.79%	3.67%	2.15%	31.79%	24.17%	24.84%	4.74%	0.85%	
# of Starters	1088	489	269	5270	3388	3835	659	116	15114
Avg. Field Size	7.88	7.52	7.08	9.36	7.92	8.72	7.85	7.73	8.53
Total Purse	\$4,533,000	\$2,254,000	\$863,000	\$7,225,000	\$8,555,000	\$7,106,000	\$2,637,000	\$1,245,000	\$34,438,000
% of All Purse	13.22%	6.55%	2.51%	20.98%	24.84%	20.63%	7.66%	3.62%	
Avg. Purse Per Race	\$32,993	\$34,677	\$22,711	\$12,833	\$19,988	\$16,150	\$31,393	\$83,000	\$19,446
% of Total Races	7.79%	3.67%	2.15%	31.79%	24.17%	24.84%	4.74%	0.85%	
# PA Bred Races	35	0	0	1	22	75	34	7	174
% PA Bred Races	25.36%	0.00%	0.00%	0.18%	5.14%	17.05%	40.48%	46.67%	9.82%

2019

	Allowance	Allowance Opt. QM	Starter Allowance	Claiming 5000 & Less	Claiming 5000 & Greater	Maiden Claiming	Maiden	All Stakes/Handicaps	TOTALS
# of Races	167	45	19	196	853	364	107	22	1773
% of All Races	9.42%	2.54%	1.07%	11.05%	48.11%	20.53%	6.03%	1.24%	
# of Starters	1296	312	126	1640	6709	3011	770	165	14029
Avg. Field Size	7.76	6.93	6.63	8.37	7.87	8.27	7.20	7.50	7.91
Total Purse	\$5,560,000	\$1,592,000	\$428,000	\$2,316,000	\$13,572,000	\$5,665,000	\$3,527,000	\$2,025,000	\$34,620,000
% of All Purse	16.06%	4.43%	1.22%	6.69%	39.20%	16.36%	10.19%	5.85%	
Avg. Purse Per Race	\$33,293	\$34,044	\$22,269	\$11,816	\$15,911	\$15,563	\$32,963	\$92,045	\$19,526
% of Total Races	9.42%	2.54%	1.07%	11.05%	48.11%	20.53%	6.03%	1.24%	
# PA Bred Races	45	0	0	0	60	74	48	9	236
% PA Bred Races	26.95%	0.00%	0.00%	0.00%	7.03%	20.33%	44.86%	40.91%	13.31%

	Allowance	Allowance Opt. QM	Starter Allowance	Claiming Under 5000	Claiming 5000 & Greater	Maiden Claiming	Maiden	All Stakes/Handicaps	TOTALS
# of Races	148	58	14	195	860	372	101	19	1767
% of All Races	8.38%	3.28%	0.79%	11.04%	48.67%	21.05%	5.72%	1.08%	
# of Starters	1188	420	112	1692	6812	3077	788	126	14215
Avg. Field Size	8.03	7.24	8.00	8.68	7.92	8.27	7.80	6.63	8.04
Total Purse	\$5,474,000	\$2,168,000	\$318,000	\$2,505,000	\$15,737,000	\$6,669,000	\$3,647,000	\$1,975,000	\$38,493,000
% of All Purse	14.22%	5.63%	0.83%	6.51%	40.88%	17.33%	9.47%	5.13%	
Avg. Purse Per Race	\$36,986	\$37,379	\$22,714	\$12,846	\$18,299	\$17,927	\$36,109	\$103,947	\$21,784
% of Total Races	8.38%	3.28%	0.79%	11.04%	48.67%	21.05%	5.72%	1.08%	
# PA Bred Races	51	0	0	0	87	73	53	7	271
% PA Bred Races	34.46%	0.00%	0.00%	0.00%	10.12%	19.62%	52.48%	36.84%	15.34%

PA VS. NON-PA RESIDENCE ACCOUNTS

		2007			2008			2009		
		Accounts	Earnings	% of Total	Accounts	Earnings	% of Total	Accounts	Earnings	% of Total
<u>JOCKEYS</u>										
PA Address		89	\$ 1,291,074	90.00%	80	\$ 1,837,498	82.17%	115	\$ 2,627,874	72.03%
Non-PA Address		48	\$ 143,382	10.00%	122	\$ 398,642	17.83%	128	\$ 1,020,433	27.97%
Total		137	\$ 1,434,456	100.00%	202	\$ 2,236,140	100.00%	244	\$ 3,647,807	100.00%
		2010			2011			2012		
		Accounts	Earnings	% of Total	Accounts	Earnings	% of Total	Accounts	Earnings	% of Total
PA Address		99	\$2,321,596	67.94%	106	\$2,624,920	77.57%	105	\$3,023,740	81.37%
Non-PA Address		181	\$1,095,445	32.06%	170	\$759,065	22.43%	162	\$683,157	18.38%
Total		280	\$3,417,041	100.00%	276	\$3,383,985	100.00%	267	\$3,715,897	99.76%
		2013			2014					
		Accounts	Earnings	% of Total	Accounts	Earnings	% of Total			
PA Address		92	\$2,701,885	81.96%	91	\$2,526,287	84.12%			
Non-PA Address		157	\$594,654	18.04%	143	\$476,745	15.88%			
Total		249	\$3,296,539	100.00%	234	\$3,003,032	100.00%			

OWNERS-TRAINERS

	2007			2008			2009		
	Accounts	Earnings	% of Total	Accounts	Earnings	% of Total	Accounts	Earnings	% of Total
PA Address	645	\$ 8,271,989	56.02%	655	\$ 10,533,693	47.81%	689	\$ 13,907,314	38.96%
Non-PA Address	985	\$ 6,493,590	43.98%	1124	\$ 11,498,740	52.19%	1384	\$ 21,787,359	61.04%
Total	1630	\$ 14,765,579	100.00%	1779	\$ 22,032,433	100.00%	2073	\$ 35,694,673	100.00%
	2010			2011			2012		
	Accounts	Earnings	% of Total	Accounts	Earnings	% of Total	Accounts	Earnings	% of Total
PA Address	843	\$15,677,213	42.84%	828	\$18,063,533	48.73%	773	\$18,802,362	45.80%
Non-PA Address	2041	\$20,914,923	57.16%	1818	\$19,003,309	51.27%	1798	\$22,249,707	54.20%
Total	2884	\$36,592,136	100.00%	2646	\$37,066,842	100.00%	2571	\$41,052,069	100.00%
	2013			2014					
	Accounts	Earnings	% of Total	Accounts	Earnings	% of Total			
PA Address	747	\$17,129,984	47.64%	718	\$17,043,565	51.08%			
Non-PA Address	1505	\$18,827,505	52.36%	1423	\$16,321,685	48.92%			
Total	2252	\$35,957,489	100.00%	2141	\$33,365,250	100.00%			