




**pennsylvania**  
PA RACING




**2011**  
**Annual Report**



# pennsylvania

PA RACING



## Introduction

Pennsylvania has a rich racing tradition, from the fast thoroughbreds that race at Penn National, Parx and Presque Isle Downs to the standardbreds that call tracks at The Meadows, Harrah's Philadelphia, Pocono Downs and 16 community fairs home.



Since the influx of slot machine revenue began in 2006, shortly followed by table game funds, Pennsylvania's horse and harness racing industries have seen an increase in participation. Record purses draw star racers to Pennsylvania, which in turn brings greater recognition to the state's racing industry and boosts the agri-economy.

Thoroughbred racetracks offered \$123 million in purses to top racers in 2011, with Parx having the highest gross purse distribution at the amount the nation's tracks. Harness racing put \$113 million on the table, with its three tracks ranked in the top seven in North American in gross payout.

Top horses draw crowds to exciting, competitive events. Last year, bettors wagered more than \$600 million on Pennsylvania racing outside the tracks' direct taxable wagering, while the amount of money Pennsylvanians bet on Pennsylvania races (as opposed to out-of-state imports) proportionately increased for the fourth straight year.

The racing commissions continue to work with industry partners to ensure the screening processes used at the Pennsylvania Equine Testing Research Laboratory's lab is current. This helps guarantee a "level playing field" and integrity among race participants.

Both breeds' Pennsylvania incentive programs, overseen by the commission, continued to raise the profile and marketability of locally-produced racers with a well-developed, broad-reaching rewards program for top performers, their owners and breeders.



## Table of Contents

### *Charts / Graphs / Tables*

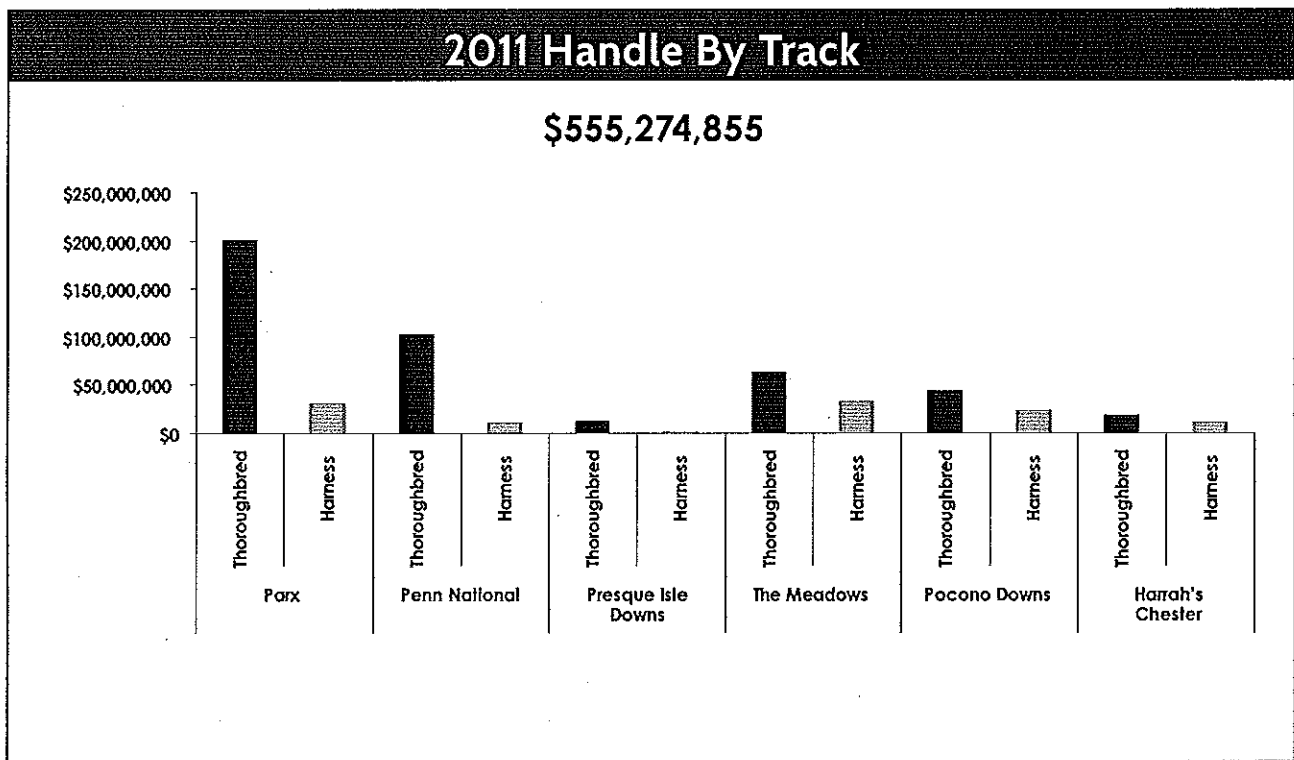
- 1 Handle By Track Graph
- 2 Handle By Track Pie Charts
- 3 Handle By Track by Pool & Type Bet
- 4 Wagering Tax Table
- 5 Wagering Tax Pie Charts
- 6 Pari-Mutuel Tax Table of Thoroughbred Income
- 7 Pari-Mutuel Tax Table of Harness Income

### *Costs / Schedules / Statistics*

- 8 Thoroughbred Handle Statistics
- 9 Harness Handle Statistics
- 10 Thoroughbred & Harness Rulings Issued
- 11 Pennsylvania Breeding Fund
- 12 Pennsylvania Standardbred Breeders Development Fund
- 13 Pennsylvania Sire Stakes Fund
- 14 Cost of Operations
- 16 State Racing Commission Approved Racing Dates
- 17 Licensing Statistics - Thoroughbred
- 18 Licensing Statistics - Harness



**pennsylvania**  
PA RACING



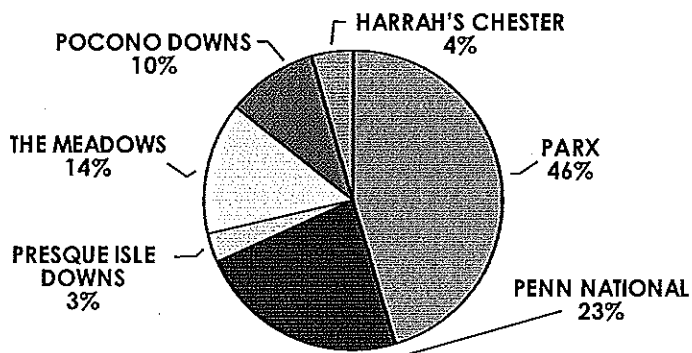


# pennsylvania

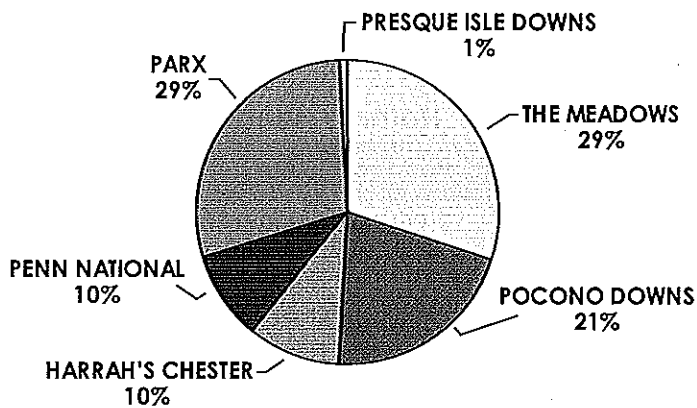
PA RACING

## 2011 Handle By Track

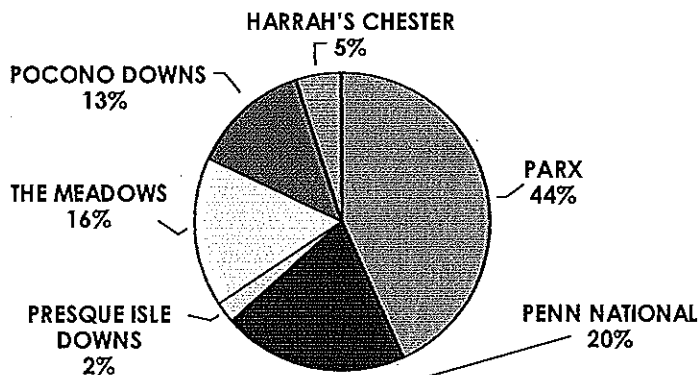
### Thoroughbred Handle



### Harness Handle



### Total Handle





**pennsylvania**  
PA RACING

**2011 Handle By Track**

**Total Thoroughbred and Harness Money Wagered  
by Pool and Type Bet**

**Thoroughbred Handle**

	PARX	PENN NATIONAL	PRESQUE ISLE DOWNS	THE MEADOWS	POCONO DOWNS	HARRAH'S CHESTER	GRAND TOTAL
<b>TOTAL HANDLE</b>	<b>\$200,159,399</b>	<b>\$102,500,601</b>	<b>\$12,748,859</b>	<b>\$63,604,582</b>	<b>\$44,283,449</b>	<b>\$19,301,495</b>	<b>\$442,598,385</b>
Win Pool	47,521,235	21,174,967	2,693,437	10,524,998	9,817,376	4,151,670	95,883,683
Place Pool	16,142,848	7,752,840	1,043,007	3,736,910	3,705,135	1,356,788	33,737,528
Show Pool	7,464,473	6,426,438	620,766	1,068,881	2,796,607	647,590	19,024,755
D.D Pool	6,720,114	3,556,871	277,081	1,732,135	1,792,319	498,830	14,577,350
Exacta Pool	66,093,389	32,445,869	3,831,724	20,345,015	15,797,066	6,063,972	144,577,035
Triple Pool	33,309,165	17,948,599	2,901,934	13,945,306	9,742,466	6,270,233	84,117,703
Other	22,908,175	13,195,017	1,380,910	12,251,337	632,480	312,412	50,680,331
<b>TOTAL</b>	<b>\$200,159,399</b>	<b>\$102,500,601</b>	<b>\$12,748,859</b>	<b>\$63,604,582</b>	<b>\$44,283,449</b>	<b>\$19,301,495</b>	<b>\$442,598,385</b>

**Harness Handle**

	THE MEADOWS	POCONO DOWNS	HARRAH'S CHESTER	PENN NATIONAL	PARX	PRESQUE ISLE DOWNS	GRAND TOTAL
<b>TOTAL HANDLE</b>	<b>\$33,781,894</b>	<b>\$23,627,893</b>	<b>\$11,013,139</b>	<b>\$10,819,925</b>	<b>\$32,348,254</b>	<b>\$1,084,750</b>	<b>\$112,676,470</b>
Win Pool	4,774,413	3,261,995	2,266,291	1,700,413	5,832,291	159,219	17,994,622
Place Pool	1,811,685	1,343,519	767,195	628,137	1,901,123	66,628	6,518,285
Show Pool	1,029,668	1,678,879	404,486	562,823	1,180,989	22,283	4,879,128
D.D Pool	445,842	423,582	98,575	78,130	363,065	6,536	1,415,730
Exacta Pool	10,826,047	8,021,225	3,626,142	3,402,627	10,679,992	338,380	36,894,413
Triple Pool	10,509,745	6,416,096	3,765,350	3,332,799	8,844,587	384,206	33,252,783
Other	4,384,494	2,482,597	85,100	1,114,996	3,546,822	107,500	11,721,509
<b>TOTAL</b>	<b>\$33,781,894</b>	<b>\$23,627,893</b>	<b>\$11,013,139</b>	<b>\$10,819,925</b>	<b>\$32,348,869</b>	<b>\$1,084,750</b>	<b>\$112,676,470</b>

**Total Handle**

	PARX	PENN NATIONAL	PRESQUE ISLE DOWNS	THE MEADOWS	POCONO DOWNS	HARRAH'S CHESTER	GRAND TOTAL
<b>TOTAL HANDLE</b>	<b>\$232,508,268</b>	<b>\$113,320,526</b>	<b>\$13,833,609</b>	<b>\$97,386,476</b>	<b>\$67,911,342</b>	<b>\$30,314,634</b>	<b>\$555,274,855</b>
Win Pool	53,353,526	22,875,380	2,852,656	15,299,411	13,079,371	6,417,961	113,878,305
Place Pool	18,043,971	8,380,977	1,109,633	5,548,595	5,048,654	2,123,983	40,255,813
Show Pool	8,645,462	6,989,261	643,049	2,098,549	4,475,486	1,052,076	23,903,883
D.D Pool	7,083,179	3,635,001	283,617	2,177,977	2,215,901	597,405	15,993,080
Exacta Pool	76,773,381	35,848,496	4,170,104	31,171,062	23,818,291	9,690,114	181,471,448
Triple Pool	42,153,752	21,281,398	3,286,140	24,455,051	16,158,562	10,035,583	117,370,486
Other	26,454,997	14,310,013	1,488,410	16,635,831	3,115,077	397,512	62,401,840
<b>TOTAL</b>	<b>\$232,508,268</b>	<b>\$113,320,526</b>	<b>\$13,833,609</b>	<b>\$97,386,476</b>	<b>\$67,911,342</b>	<b>\$30,314,634</b>	<b>\$555,274,855</b>



**pennsylvania**  
PA RACING

**2011 Handle By Track**

**Total Thoroughbred and Harness Money Wagered  
by Pool and Type Bet**

**Thoroughbred**

	PARX	PENN NATIONAL	PRESQUE ISLE DOWNS	THE MEADOWS	POCONO DOWNS	HARRAH'S CHESTER	GRAND TOTAL
Wagering Tax 1.5%	\$3,002,391	\$1,537,509	\$156,101	\$969,068	\$749,661	\$289,522	\$6,704,252
Exotic Pools Tax 1%	1,290,308	671,463	83,917	482,738	336,583	131,455	2,296,464
Breakage 25%	215,161	62,791	14,563	57,884	26,635	20,241	397,275
Admission	11,466	12,767	2,713	*	*	*	26,946
2010 Outs	731,166	333,013	73,941	*	*	*	1,138,120
<b>THOROUGHBRED TOTAL</b>	<b>\$5,250,492</b>	<b>\$2,617,543</b>	<b>\$331,235</b>	<b>\$1,509,690</b>	<b>\$1,112,879</b>	<b>\$441,218</b>	<b>\$11,263,057</b>

**Standardbred**

	PARX	PENN NATIONAL	PRESQUE ISLE DOWNS	THE MEADOWS	POCONO DOWNS	HARRAH'S CHESTER	GRAND TOTAL
Wagering Tax 1.5%	\$485,233	\$162,299	\$12,856	\$506,729	\$354,418	\$165,197	\$1,686,732
Exotic Pools Tax 1%	234,344	79,285	8,366	261,662	173,435	75,752	832,844
Admission	*	*	*	6,562	5,389	5,291	17,242
2010 Outs	*	*	*	343,177	310,357	106,203	759,737
<b>STANDARD TOTAL</b>	<b>\$719,577</b>	<b>\$241,584</b>	<b>\$21,222</b>	<b>\$1,118,130</b>	<b>\$843,599</b>	<b>\$352,443</b>	<b>\$3,296,555</b>

**Combined**


	PARX	PENN NATIONAL	PRESQUE ISLE DOWNS	THE MEADOWS	POCONO DOWNS	HARRAH'S CHESTER	GRAND TOTAL
Wagering Tax 1.5%	\$3,487,624	\$1,699,808	\$168,957	\$1,475,797	\$1,104,079	\$454,719	\$8,390,984
Exotic Pools Tax 1%	1,524,652	750,748	92,283	744,400	510,018	207,207	3,829,308
Breakage 25%	215,161	62,791	14,563	57,884	26,635	20,241	397,275
Admission	11,466	12,767	2,713	6,562	5,389	5,291	44,188
2010 Outs	731,166	333,013	73,941	343,177	310,357	106,203	1,897,857
<b>COMBINED TOTAL</b>	<b>\$5,970,069</b>	<b>\$2,859,127</b>	<b>\$352,457</b>	<b>\$2,627,820</b>	<b>\$1,956,478</b>	<b>\$793,661</b>	<b>\$14,559,612</b>

\* Included In Report of "home" breed.



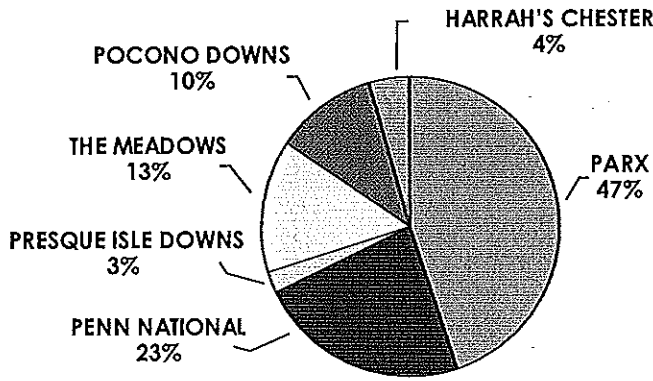


**pennsylvania**  
PA RACING

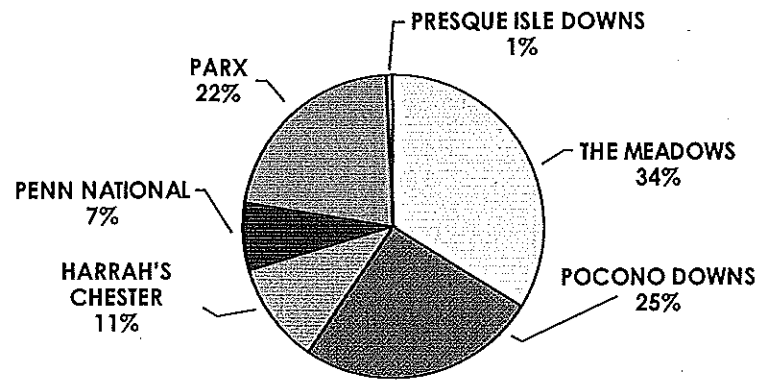


**2011 Wagering Tax**

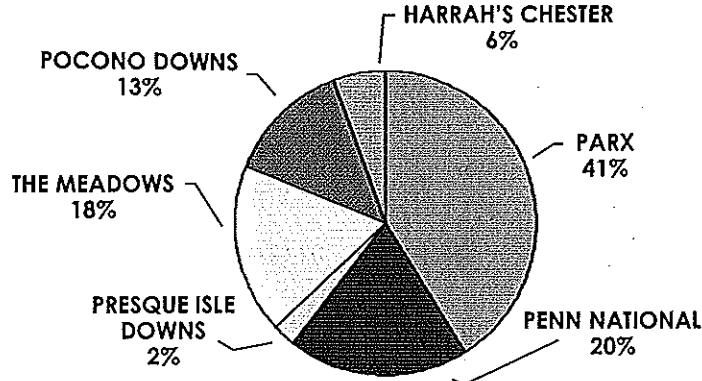
**Thoroughbred Wagering Tax**



**Harness Wagering Tax**



**Total Wagering Tax**







**pennsylvania**  
PA RACING

**2011 Pari-Mutuel Tax**

**End of Year Report for 2011 Racing Season**  
**Table of Thoroughbred Income**

TRACK NAME	Wagering Tax 1 1/2%		Total Wagering Tax	Breakage Tax 25%	Admission Tax*	Pool Tax 1%	Total Taxes Collected	2010 Outs Collected In 2011	Late Pymt/ Audit Settlement Revenue	Total Revenue Collected 2011
	Fund 1/2%	Breeders Fund 1%								
<b>PARX</b>	\$1,000,797	\$2,001,594	\$3,002,391	\$215,161	\$11,466	\$1,290,308	\$4,519,326	\$731,166	\$3,127	\$5,253,619
	\$200,159,398									
<b>PENN NATIONAL</b>	\$512,503	\$1,025,006	\$1,537,509	\$62,791	\$12,767	\$671,463	\$2,284,530	\$333,013	\$85	\$2,617,628
	\$102,500,601									
<b>PRESQUE ISLE DOWNS***</b>	\$28,612	\$127,489	\$156,101	\$14,563	\$2,713	\$83,917	\$257,294	\$73,941	\$0	\$331,235
	\$12,748,860									
<b>TOTAL</b>	<b>\$1,541,912</b>	<b>\$3,154,089</b>	<b>\$4,696,001</b>	<b>\$292,515</b>	<b>\$26,946</b>	<b>\$2,045,688</b>	<b>\$7,061,150</b>	<b>\$1,138,120</b>	<b>\$3,212</b>	<b>\$8,202,482</b>
<b>THE MEADOWS</b>	\$323,023	\$646,045	\$969,068	\$57,884	**	\$482,738	\$1,509,690	**	**	\$1,509,690
	\$63,604,582									
<b>POCONO DOWNS</b>	\$249,887	\$499,774	\$749,661	\$26,635	**	\$336,583	\$1,112,879	**	**	\$1,112,879
	\$49,977,449									
<b>HARRAH'S CHESTER**</b>	\$96,507	\$193,015	\$289,522	\$20,241	**	\$131,455	\$441,218	**	**	\$441,218
	\$19,301,495									
<b>TOTAL</b>	<b>\$669,417</b>	<b>\$1,338,834</b>	<b>\$2,008,251</b>	<b>\$104,760</b>	<b>**</b>	<b>\$950,776</b>	<b>\$3,063,787</b>	<b>**</b>	<b>**</b>	<b>\$3,063,787</b>
<b>GRAND TOTAL</b>	<b>\$2,211,329</b>	<b>\$4,492,923</b>	<b>\$6,704,252</b>	<b>\$397,275</b>	<b>\$26,946</b>	<b>\$2,996,464</b>	<b>\$10,124,937</b>	<b>\$1,138,120</b>	<b>\$3,212</b>	<b>\$11,266,269</b>

\* Includes Simulcast Admission Money.

\*\* Information on Harness Report.

\*\*\* New owners granted 1/2% reduction in Wagering Tax. Presque Isle Downs Inc. Started 7/27/07 and ended 07/26/2011.



**pennsylvania**  
PA RACING

**2011 Pari-Mutuel Tax**

**End of Year Report for 2011 Racing Season**  
**Table of Harness Income**

TRACK NAME	Wag. Tax 1 1/2%	Pool Tax	Admission Tax**	Total Taxes	2010 Outs	Late Payment or Audit	Total Revenue
TOTAL HANDLE	Site Stakes Fund	1%		Collected	Collected 2011	Settlement Revenue	Collected 2011

THE MEADOWS	\$506,729	\$261,662	\$6,562	\$774,953	\$343,177		\$1,118,130
\$33,781,894							
POCONO DOWNS	\$354,418	\$173,435	\$5,389	\$533,242	\$310,357	\$543	\$844,142
\$23,627,893							
HARRAH'S CHESTER	\$165,197	\$75,752	\$5,291	\$246,240	\$106,203	\$201	\$352,644
\$11,013,139							
<b>TOTAL</b>	<b>\$1,026,344</b>	<b>\$610,849</b>	<b>\$17,242</b>	<b>\$1,554,435</b>	<b>\$759,737</b>	<b>\$744</b>	<b>\$2,314,916</b>

PENN NATIONAL	\$162,299	\$79,285	**	\$241,584	**	**	\$241,584
\$10,819,925							
PARX	\$485,233	\$234,344	**	\$719,577	**	**	\$719,577
\$32,348,869							
PRESQUE ISLE DOWNS***	\$12,856	\$8,366	**	\$21,222	**	**	\$21,222
\$1,084,750							
<b>TOTAL</b>	<b>\$660,388</b>	<b>\$321,995</b>	<b>**</b>	<b>\$982,383</b>	<b>**</b>	<b>**</b>	<b>\$982,383</b>

<b>GRAND TOTAL</b>	<b>\$1,686,732</b>	<b>\$832,844</b>	<b>\$17,242</b>	<b>\$2,536,818</b>	<b>\$759,737</b>	<b>\$744</b>	<b>\$3,297,299</b>
--------------------	--------------------	------------------	-----------------	--------------------	------------------	--------------	--------------------

\* Admission Tax includes simulcast admission money.

\*\* Information on Thoroughbred Report.

\*\*\* New owners granted 1/2% reduction in Wagering Tax - Presque Isle Downs Inc.  
07/27/2007 - 07/26/2011.



**pennsylvania**  
PA RACING

**2011 Thoroughbred Handle Statistics**

<b>PARX</b>	
On Track	\$62,086,267
Phonebet	\$49,728,396
Center City	\$14,628,620
South Philadelphia	\$46,064,500
Valley Forge	\$18,845,303
Brandywine	\$12,364,474
Northeast	\$28,647,706
In State	\$9,402,049
Out of State	\$233,902,345
<b>TOTAL</b>	<b>\$475,669,660</b>
Days Raced	198
Purses Paid	\$64,900,000


<b>PENN NATIONAL</b>	
On Track	\$25,573,937
Telebet	\$23,904,995
Reading	\$14,355,183
Chambersburg	\$10,183,071
York	\$22,121,954
Lancaster	\$15,747,204
In State	\$8,663,956
Out of State	\$147,588,739
<b>TOTAL</b>	<b>\$268,139,039</b>
Days Raced	199
Purses Paid	\$36,020,000

<b>PRESQUE ISLE DOWNS</b>	
On Track	\$13,359,006
In State	\$2,637,933
Out of State	\$38,562,779
<b>TOTAL</b>	<b>\$54,559,718</b>
Days Raced	100
Purses Paid	\$22,040,000

<b>TOTAL BET ON PA THOROUGHBRED RACING</b>	<b>\$798,368,417</b>
<b>PURSES FOR LIVE PA THOROUGHBRED RACING</b>	<b>\$122,960,000</b>



**pennsylvania**  
PA RACING



**2011 Harness Handle Statistics**

<b>HARRAH'S CHESTER</b>	
At Track	\$29,079,360
Rest of PA on Chester	\$5,769,485
Out-of-State on Chester	\$69,035,432
<b>TOTAL</b>	<b>\$103,884,277</b>
Days Raced	150
Purses Paid	\$41,910,064

<b>MEADOWS</b>	
At Track	\$19,515,686
New Castle OTW	\$16,846,546
Harmar OTW	\$16,287,474
Moon OTW	\$13,906,645
West Mifflin OTW	\$12,219,049
Meadows Account Wagering	\$19,383,388
Rest of PA on Meadows	\$5,497,500
Out of State on Meadows	\$77,442,787
<b>TOTAL</b>	<b>\$181,099,075</b>
Days Raced	208
Purses Paid	\$37,778,894

<b>POCONO DOWNS</b>	
At Track	\$19,684,730
Phone	\$8,204,771
Lehigh Valley OTW	\$25,229,743
Hazleton OTW	\$6,434,981
Carbondale OTW	\$8,810,773
East Stroudsburg OTW	\$10,184,543
Rest of PA on Pocono	\$2,344,933
Out of State on Pocono	\$28,312,050
<b>TOTAL</b>	<b>\$109,206,524</b>
Days Raced	136
Purses Paid	\$33,382,999

<b>TOTAL BET ON PA HARNESS RACING</b>	<b>\$694,189,876</b>
<b>PURSES FOR LIVE PA HARNESS RACING</b>	<b>\$113,071,957</b>



**pennsylvania**  
PA RACING

## 2011 Thoroughbred & Harness Rulings Issued

Thoroughbred	
Rulings Issued	
Commission	121
Penn National	432
Parx	374
Presque Isle Downs	168
<b>Total</b>	<b>1,095</b>


Harness	
Rulings Issued	
Commission	88
Harrah's Chester	366
Pocono Downs	296
Meadows	334
<b>Total</b>	<b>1,084</b>

<b>Total Rulings</b>	<b>2,179</b>
----------------------	--------------

2011 Fines Collected	
Thoroughbred	\$129,230
Harness	\$160,250
<b>Total</b>	<b>\$289,480</b>



**pennsylvania**  
PA RACING



**2011 Pennsylvania Breeding Fund**

**Department of Agriculture Statement of Restricted Revenue  
For the Calendar Year Ended December 31, 2011**

<b>Receipts:</b>	
Fiscal Year 2010-11 Allocation of Handle Revenue in Excess of Commission Administrative Needs .....	\$1,839,338
Transfers from Race horse Development Fund Received January 1 to December 31, 2011 .....	\$18,955,990
Less Transfers from Race Horse Development Fund in 2011 applicable to 2010 .....	\$(321,251)
Add Transfers from Race Horse Development Fund in 2011 applicable to 2010 .....	\$321,251
<b>Total Revenues .....</b>	<b><u>\$20,474,077</u></b>
<b>Expenditures:</b>	
Administrative and Development .....	\$478,972
<b>Awards:</b>	
Breeder .....	\$7,017,304
Stallion .....	\$661,855
Owner .....	\$91,160
<b>Total Awards .....</b>	<b><u>\$7,770,319</u></b>
<b>Purses:</b>	
Overnight .....	\$9,938,246
Stakes .....	\$1,986,100
<b>Total Purses .....</b>	<b><u>\$11,924,346</u></b>
<b>Total Expenditures .....</b>	<b>\$20,173,637</b>
<b>Balance: January 1, 2011 .....</b>	<b>\$2,585,928</b>
<b>Balance: December 31, 2011 .....</b>	<b><u><u>\$2,886,368</u></u></b>



**pennsylvania**  
PA RACING

## 2011 Pennsylvania Standardbred Breeding Development Fund

Department of Agriculture Statement of Restricted Revenue  
For the Calendar Year Ended December 31, 2011

**Receipts:**

Add Transfers form Race Horse Development Fund.....	\$8,972,327
Less Transfers from Race Horse Development Fund in 2011 applicable to 2010 .....	\$(156,924)
<b>Total Revenues.....</b>	<b><u>\$8,815,403</u></b>

**Expenditures:**

Administrative .....	\$300
Awards .....	\$7,741,361
<b>Total Expenditures.....</b>	<b><u>\$7,741,661</u></b>

Net Change.....	\$1,073,739
Balance: January 1, 2011 .....	\$7,819,714
Balance: December 31, 2011 .....	<b><u>\$8,893,453</u></b>





pennsylvania  
PA RACING

## 2011 Pennsylvania Sire Stakes Fund

### Report of Expenditures

For the Period January 1, 2011 through December 31, 2011

Other Specialized Services	\$7,626.11
Advertising	\$3,800.15
Postage	\$167.35
Printing	\$6,040.30
<b>Total Operating Expenses</b>	<b>\$17,633.91</b>
Grants to Institutions	\$8,904,195.53
<b>Total Grants Expenses</b>	<b>\$8,904,195.53</b>
<b>GRAND TOTAL</b>	<b>\$8,921,829.44</b>



**pennsylvania**  
PA RACING

**2011 Cost of Operations**

**State Racing Commissions Report of Expenditures  
For the Period January 1, 2011 through December 31, 2011**

Salaries .....	\$1,675,340.25
Salaries - Shift Differential .....	\$53.25
General Pay Increase - Cash Payments.....	\$11,209.00
Repay Salary Overpayment .....	(\$1,097.81)
Wages .....	\$4,650,205.92
Wages - Differential Pay.....	26,041.01
Wages - High-Class Pay.....	\$1,933.47
Repay Wage Overpayments .....	(\$2,298.41)
Overtime .....	\$61,039.44
State Share - Hospitalization Insurance .....	\$686,000.00
State Share - Social Security Contribution.....	\$388,417.90
State Share - Medicare .....	\$91,349.91
State Share - Retirement Contribution .....	\$360,692.63
State Workmen's Insurance Premium Payments .....	\$132,370.58
State Share - Employees Group Life Insurance.....	\$10,996.90
State Share - Health Benefits .....	\$1,196,710.00
State Share - Unemployment Compensation.....	\$210,325.59
Leave Payout Assessment .....	\$76,532.57
Rewards/Bonuses.....	\$34,000.00
Allowances .....	\$24.85
<b>Total Personnel Services.....</b>	<b>\$9,612,767.84</b>
Travel .....	\$48,307.18
Training .....	\$484.00
Telecommunications Recurring Fixed Charges .....	\$43,278.40
Telecommunications Non-Recurring .....	\$50.00
Telecommunications Security Services .....	\$158.63
Radio Equipment.....	\$1,103.60
IT Consultant Application Development .....	\$123,340.88
Legal Services/Fees.....	\$53,428.57
Specialized Services.....	\$225,700.47
Other Specialized Services.....	\$75,423.21
Advertising.....	\$357,848.78
Contracted EDP Services - Vendor Provided.....	\$284,131.76
Contracted Maintenance Services - EDP .....	\$1,722.92
Contracted Maintenance Services - Hardware Peripheral.....	\$3.96
Contracted Maintenance Services - Non-EDP .....	\$9,975.62



**pennsylvania**  
PA RACING

**2011 Cost of Operations** *continued*

Vehicles.....	\$13,858.00
Office Equipment .....	\$15,171.35
Other Rentals/Leases .....	\$70.00
Office Supplies .....	\$28,395.83
Housekeeping Supplies.....	\$214.28
Miscellaneous Supplies .....	\$16,358.45
Medical Supplies.....	\$273.76
Laboratory Supplies.....	\$177,596.42
Hardware Peripheral.....	\$1,044.04
Hardware Desktop .....	\$16,947.00
Furniture/Fixtures .....	\$153.00
Other Equipment .....	\$1,113.63
Fuels .....	\$5,455.57
Motorized Equipment and Supplies .....	\$669.69
Miscellaneous Equipment and Supplies.....	\$185,560.00
Wearing Apparel .....	\$644.50
Postage .....	\$19,338.89
Freight.....	\$83,792.84
Printing .....	\$8,103.15
Subscriptions.....	\$4,994.10
Membership Dues.....	\$623.50
Conference Expenses .....	\$558.12
Wearing Apparel .....	\$254.99
Insurance, Surety, & Fidelity Bonds .....	\$1,527.86
Other Operational Expenses.....	\$9,851.43
<b>Total Operating Expenses .....</b>	<b>\$1,817,528.38</b>
Refunds .....	(\$1,487.97)
Refunds of Overpayments.....	(\$55.00)
Interfund Reimbursements .....	\$2,775,000.00
<b>Total Non Expense Items .....</b>	<b>\$2,773,457.03</b>
<b>Grand Total .....</b>	<b>\$14,203,753.25</b>



**pennsylvania**  
PA RACING

**2011 Pennsylvania State Racing Commission**

**Approved Racing Dates**

***Parx (Bensalem, Bucks County)***

Keystone Turf Club, Inc.  
January 1 through June 19, 2011 ..... 104 Days

Bensalem Racing Association  
June 20 through December 31, 2011 ..... 108 Days

**TOTAL Approved Racing Days at Philadelphia Park.....212 Days**

***Penn National Race Course (Grantville, Dauphin County)***

Mountainview Thoroughbred Racing Association, Inc.  
January 1 through June 28, 2011 ..... 98 Days

Penn National Turf Club, Inc.  
July 1 through December 30, 2011 ..... 104 Days

**TOTAL Approved Racing Days at Penn National..... 202 Days**

***Presque Isle Downs (Erie, Erie County)***

Presque Isle Downs  
May 14 through September 28, 2011 ..... 100 Days

**TOTAL Approved Racing Days at Presque Isle Downs.....100 Days**

***The Meadows (Meadow Lands, Washington County)***

Washington Trotting Association  
January 1 through April 30; September 1 - December 31, 2011 ..... 129 Days

Mountain Laurel Racing Association  
May 1 through August 31, 2011 ..... 79 Days

**TOTAL Approved Racing Days at The Meadows ..... 208 Days**

***Mohegan Sun at Pocono Downs (Wilkes-Barre, Luzerne County)***

Pocono Downs  
March 22 through November 12, 2011 ..... 136 Days

**TOTAL Approved Racing Days at Pocono Downs.....136 Days**


***Harrah's Chester (Chester, Delaware County)***

Harrah's Chester Casino & Racetrack  
March 18 through December 21, 2011 ..... 150 Days

**TOTAL Approved Racing Days at Harrah's Chester ..... 150 Days**



**pennsylvania**  
PA RACING



**2011 Licensing Statistics**

**Thoroughbred**

Apprentice Jockey	33
Assistant Trainer	144
Authorized Agent	129
Colors	2,324
Commission Employee	4
Commission Official	9
Day Pass	13
Estate	6
Executor	8
Farrrier	21
Free Exercise	24
Free Pony	22
Jockey	183
Jockey Agent	25
Official	38
Open Claim	19
Owner/Trainer	219
Owner	2,253
Pari-Mutuel	95
Partnership	590
Security	145
Stable	714
Stable Employee	932
Track Employee	538
Trainer	452
Vendor	51
Vendor Employee	145
Veterinarian	19
<b>Total Licenses Issued</b>	<b>9,155</b>

<b>Licensing Fees</b>	
Occupational	\$368,834
Color Registration	\$34,581
<b>Total</b>	<b>\$403,415</b>



**pennsylvania**  
PA RACING

**2011 Licensing Statistics**

**Harness**

Association Employee Security	190
Association Employee	393
Blacksmith	12
Commissioner	1
Concession Employee	53
Driver	28
Driver - Groom	3
Driver - Trainer - Groom	10
Groom	430
Owner - Trainer - Driver - Groom	14
Owner	1,318
Owner - Driver	26
Owner - Driver - Groom	2
Owner - Groom	61
Owner - Trainer	164
Owner - Trainer - Driver	234
Owner - Trainer - Groom	23
Pari-Mutuel	71
Racing Commission Employee	32
Track Management & Official	40
Trainer	113
Trainer - Driver	99
Trainer - Groom	27
Vendor	37
Vendor Employee	132
Vendor Corporate Tote Management	3
Veterinarian	9
<b>Total Licenses Issued</b>	<b>3,525</b>

<b>Licensing Fees</b>	<b>\$205,041</b>
-----------------------	------------------

