



2010 Report to the Pennsylvania General Assembly

Act 225 of 1982, as amended by Act 119 of 2008

The Dog Law

Overview

The Pennsylvania Department of Agriculture has been charged with enforcing the commonwealth's Dog Law since 1966. Through the Bureau of Dog Law Enforcement, the department is responsible for enforcing the laws and regulations pertaining to various dog kennels, regulating activities pertaining to dogs that are classified as dangerous, processing claims for livestock damage caused by dogs, and overseeing annual licensing and rabies vaccination for dogs.

In 2010, the bureau focused on implementation of the commercial kennel provisions and final approval of the Commercial Kennel Canine Health Regulations that were mandated by Act 119. These regulations, specific to ventilation, humidity, lighting and flooring in kennels, proceeded through the regulatory review process including a public hearing, an Independent Regulatory Review Commission (IRRC) hearing, and review by the Legislature and Office of Attorney General. The department reviewed and responded to 4,671 public comments. The regulation was approved by IRRC on Aug. 19, 2010, and deemed approved by the Office of Attorney General on Nov. 9, 2010, with an effective date of July 1, 2011.

During 2010, the bureau focused on enforcement, training and outreach to kennel and dog owners. These enforcement efforts were aided by tools in the new law that strengthened the bureau's ability to thoroughly review and refuse or revoke, if necessary, license applications.

A major focus in 2010 was the continued implementation of the commercial kennel provisions of Act 119, which took effect on Oct. 9, 2009. One change that came as a result of Act 119 was the formal definition of a commercial breeding kennel to cover those breeding operations that are selling to dealers or pet stores, or those that sell or transfer more than 60 dogs per year. Act 119 also created a Canine Health Board. In 2010, the board held hearings to consider exercise plans offered as alternatives to the act's prescribed unfettered access to an outdoor exercise area, and to consider alternative flooring materials. The bureau provided administrative support to the board as prescribed by Section 221(h) of the act. Hearings were held in January, February, April and June 2010.

2010 Bureau of Dog Law Enforcement Activities – Reporting Mandate

Section 906 of the Dog Law requires the Department of Agriculture to provide the Pennsylvania General Assembly a report outlining relevant activities related to the Bureau of Dog Law Enforcement. This report includes:

- State dog wardens by county [Appendix A]
- Number of dog licenses issued by county [Appendix B]
- Number of kennel licenses issued in each kennel class by county [Appendix B]
- Number of out-of-state dealer licenses issued by the department [Appendix B]
- Total funds collected from license fees [page 4]

- Number of kennel inspections performed, including numbers broken out by kennel class, the number of dogs kept at each inspected kennel and the county of location [Appendix C]
- Number of kennel licenses and out-of-state dealer licenses refused, revoked or suspended and the reasons for such refusals, revocations or suspensions [pages 2-3]
- Number of citations issued by county and the disposition of each citation [Appendix D]
- Number of dogs seized and impounded and the total reimbursements made by the department for the transportation, care and feeding of such dogs [Appendix E]
- Total payments made by the department from the Dog Law Restricted Account and the reasons for such payments [Appendix F]
- Domestic Animal Damage Claims [Appendix G]
- Recommendations to improve the administration and enforcement of this act [page 5]

Licensing

Dog Licenses

Dog licenses in Pennsylvania are sold through 66 county treasurers. Revenues collected from the sale of annual and lifetime licenses go into the Dog Law Restricted Fund. Philadelphia County and the cities of Harrisburg, Altoona, Erie, Pittsburgh and Scranton have their own dog licensing programs and handle the licensing process and retain licensing revenues. For this report, the total number of licenses includes counties where these cities are located (except the county of Philadelphia, congruent with the city), but the revenue numbers do not reflect the funds kept by these cities. Details on licenses issued in 2010 can be found in Appendix B of this report.

For the 2010 license year, there were 947,556 dog licenses (912,070 individual annual and 35,486 lifetime) issued, generating \$5,802,972 in revenue.

Kennel Licenses

A kennel license must be obtained by anyone who has or transfers 26 or more dogs, for any purpose, during the course of a year. The bureau licensed 2,246 kennels in 2010, resulting in revenue of \$424,176. A full listing of kennel license counts and revenue, by class and county, can be found in Appendix B.

Out-of-State Dealers

The bureau licensed 69 out-of-state dealers in 2010, an increase from 51 in 2009, and a nearly 150 percent increase over 2006 levels (26 dealers licensed). This generated \$12,050 in revenue, down from \$31,025 in 2009. A full listing of out-of-state dealer license counts and revenue by class can be found in Appendix B.

Dog Law Inspection and Enforcement Activities

Kennel Inspections and Number of Dogs

Dogs Kept	Dogs Sold/Adopted
1,100,014	455,186

A total of 5,063 kennel inspections were completed in 2010. The bureau now inspects every licensed kennel twice a year as required by Section 218 of Act 119. On 2010 kennel

applications, kennels including boarding kennels reported the following numbers of dogs kept and sold/adopted:

Boarding kennels now count dogs by visit, so if the same dog stays at a kennel multiple times it is counted each time for reporting purposes. Boarding kennel numbers have also increased as a result of licensing dog day cares and non-patient veterinary boarding kennels. A full breakout of the location of kennels and number of dogs kept at each is included in Appendix C of this report.

Kennel License Terminations, Including Refusals, Revocations and Suspensions

There were 116 kennels of all types that closed voluntarily during calendar year 2010, six using the commercial kennel closing application and 39 who did not renew for 2011. The majority of these kennels closed for personal reasons such as retirement or relocation, with 12 closing to avoid pending or potential enforcement action by the Bureau of Dog Law Enforcement.

The bureau formally revoked or refused 12 kennel licenses – counties involved were Berks, Butler, Carbon, Chester, Fayette, and Lancaster. The bureau revoked, refused or sought these licenses based on animal cruelty convictions, dog law violations stemming from unsatisfactory kennel conditions, or failure to comply with the commercial kennel requirements. Three kennel owners were convicted of animal cruelty in 2010, and under Act 119 cannot get a kennel license for at least 10 years (two were licensed kennels and one was a formerly licensed illegal kennel).

Act 119 makes it a misdemeanor and authorizes administrative penalties against a kennel that continues to operate after its license revocation or refusal is final. This remedy was used and tested in 2010. An administrative penalty of \$167,900 was affirmed by the Secretary of Agriculture on Jan. 14, 2010, against a Northampton County kennel owner for continuing to board and obtain dogs after his kennel license refusal was final. The amount of the penalty was based on the number of dogs involved. In November 2010, the Commonwealth Court upheld this penalty and its amount against legal challenge. The Dog Law Fund has not yet collected these monies.

Citation Issuance

In 2010, 4,548 summary citations were issued, as well as 48 misdemeanor charges. These numbers include kennel condition citations and citations for other violations of the Dog Law, including but not limited to failure to license, dogs running at large or abandoned, and dangerous dogs. There were 50 citations for operating unlicensed kennels in 2010. A full list of the citations issued by county is included in Appendix D of this report.

Dogs Seized and Impounded and Total Related Reimbursements

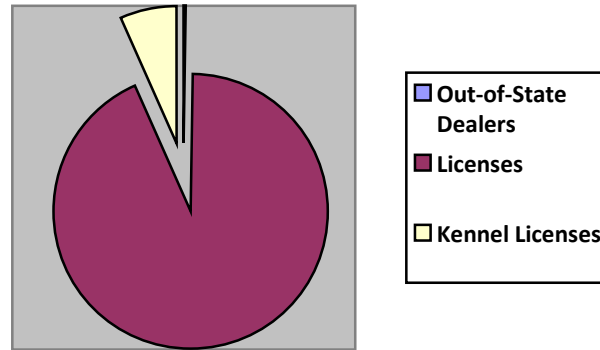
In Pennsylvania, the Bureau of Dog Law Enforcement plays a critical role in managing stray dogs. Currently, there is a provision setting holding and disposing fees for these dogs at \$30 per dog by Section 25.1 of the Dog Law regulations. The bureau forwards this amount to the local entity that receives the stray once it is picked up. Statewide payments for stray dogs were \$417,570 in 2010 for 13,919 dogs. This data can be found in Appendix E of this report.

Payments made from the Dog Law Restricted Account

The Bureau of Dog Law Enforcement revenue and expenses, pursuant to Section 1001 of the Dog Law, are handled as a restricted fund. Information is provided below on 2010 Bureau financials, and a detailed financial statement is included in Appendix F of this report.

Licensing Fees

In 2010, \$6,238,973 was collected in licensing fees. This number consists of individual dog licenses, kennel licenses and out-of-state dealer licenses. A chart is included below showing the total contribution from each license segment.



In addition to the money generated through licensing, the bureau received income from fines and penalties (The amount the bureau receives is capped at approximately \$70,000 by Act 64 of 1987. Gross revenue from this source in 2010 was \$319,559.) and \$91,894 from miscellaneous fees. Interest earned on the existing balance in the fund is typically an income item; it was \$429,360 in 2009 and \$1,022,118 in 2007. In 2010 interest for the fund was negative, -\$22,158, and reduced rather than increased the fund.

Dog Law Restricted Fund Payments

Payments are made from the Dog Law Restricted Fund as a part of normal operating procedure, covering the costs of bureau staff, operating expenses, equipment and fixed assets and facility reimbursement grants given to entities such as humane societies that shelter and sometimes pick up stray dogs. The payments from the Dog Law Restricted Fund in 2010 were:

\$5,529,244	Personnel costs
\$1,025,045	Interfund reimbursements (representing a 13 percent administrative billing to all restricted funds) - \$411,000 paid 3/2/2010 for FY 2009-2010 and \$611,000 paid 11/30/10 for FY 2010-2011
\$4,000,000	Transfer to General Fund authorized by SB 850, the 2009-10 bridge budget bill; transfer occurred 6/2/10
\$2,137,500	Operating expenses (including \$417,570 holding and disposing fees for stray dogs)
\$0	Fixed assets (no vehicles purchased in 2010)
\$638,458	Grants to and animal control contracts with shelters
\$22,595	Carbon County animal control contract
\$32,336	Domestic animal damage claims caused by coyotes and dogs

The ending balance of the fund on Dec. 31, 2010 was \$4,536,202, down from \$11,612,671 on Dec. 31, 2009 and \$12,840,976 on Dec. 31, 2008.

Domestic Animal Damage Claims

The Bureau of Dog Law Enforcement pays claims for damage to domestic animals. In 2010, these expenses were \$23,435 for damages done by coyotes (Act 119 of 2008 increased this damage cap from \$20,000 to \$75,000 and provides that claims exceeding the cap roll over to be paid the following year), and \$8,901 for damages by dogs (there is no cap for this payout). In 2010, there were 114 coyote claims and 45 dog claims, for a total payout of \$32,336. This information is found in Appendix G of this report.

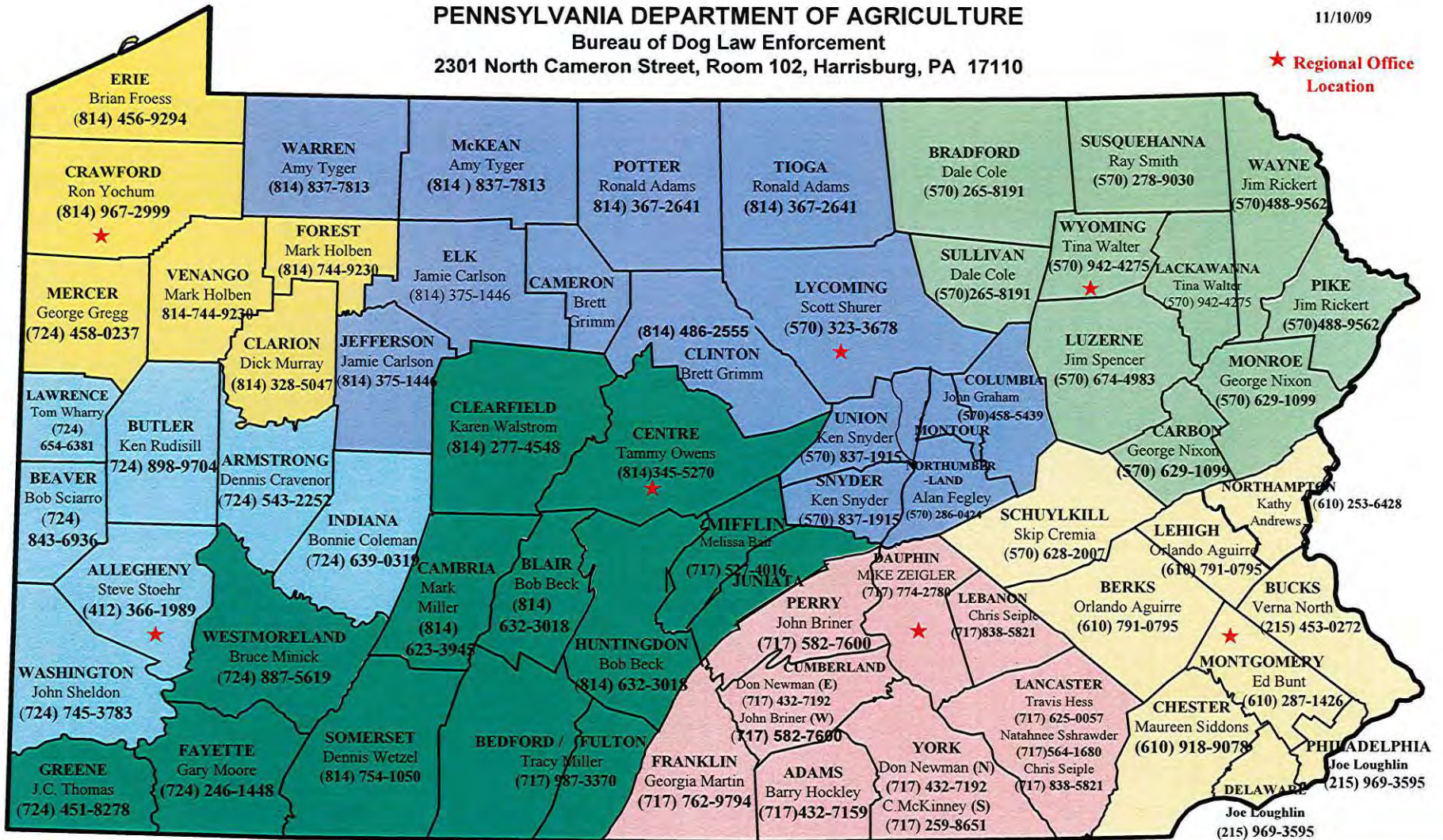
Recommendations for 2011

The Department of Agriculture Bureau of Dog Law Enforcement, as part of a multi-faceted initiative begun in 2006, has made strides in enforcement, staff and training enhancement, outreach, improvement of the law governing its activities, and implementation of that law. Securing the bureau's financial future will be a focus for 2011 through increased dog license sales. Enforcement, professionalization of the bureau and outreach are areas where focus must be maintained for future years.

PENNSYLVANIA DEPARTMENT OF AGRICULTURE
Bureau of Dog Law Enforcement
 2301 North Cameron Street, Room 102, Harrisburg, PA 17110

11/10/09

★ **Regional Office Location**



Region I – Brad Shields, Supervisor
 13410 Dunham Rd.
 Meadville, PA 16335
 Region: (814) 332-6890, Office: (814) 796-9102

Region II – Ned Lucas, Supervisor
 542 County Farm Rd., Suite #102
 Montoursville, PA 17754
 Region: (570) 433-2640, Office: (814) 343-2508

Region III – Ellen Howarth, Supervisor
 Rt. 92 South, P.O. Box C
 Tunkhannock, PA 18657
 Region: (570) 836-2181, Office: (570) 563-1840

Region VII – Diane Buhl, Supervisor
 Box 300, Route 113
 Creamery, PA 19430
 Region: (610) 489-1003, Office: (570) 943-2138

Region IV – Brad Shields, Supervisor
 6 McIntyre Road
 Gibsonia, PA 15044
 Region: (724) 443-1585,
 Office: (814) 796-9102

Region V – Harold Walstrom, Supervisor
 1307 7th Street
 Altoona, PA 16601
 Region: (814) 946-7315,
 Office: (814) 857-5473

Susan West, Bureau Director
 Bureau of Dog Law Enforcement Headquarters
 2301 N. Cameron Street, Harrisburg, PA 17110

Doctor Danielle Ward, State Veterinarian

REGION VI - Rickee Miller, Supervisor Office: (717) 265-7753, Region: (717) 787-4847

Kennel Compliance Specialists				KCS Supervisor	DD Coordinator
717-274-3067	717-492-9301	717-732-4352	717-838-7248	717-265-7753	717-392-2692
Kristen Donmoyer	Megan Caskey	Kristen Reed	Cole Warminsky	open	Richard Hess

**COMPILED FROM COUNTY TREASURER'S MONTHLY REPORTS
2010 DOG LICENSE SALES DECEMBER 1, 2009 THROUGH DECEMBER 31, 2010
LICENSE AND INDIVIDUAL SALES BREAKDOWN**

REGION 1	Individual Count	Individual Sales	Lifetime Count	Lifetime Sales	Total Count	Total Sales
CLARION	7,339	\$39,871.00	115	\$3,720.00	7,454	\$43,591.00
CRAWFORD	13,562	\$72,579.00	277	\$8,670.00	13,839	\$81,249.00
ELK	4,225	\$22,184.00	219	\$6,600.00	4,444	\$28,784.00
ERIE	15,139	\$77,946.00	594	\$18,030.00	15,733	\$95,976.00
FOREST	1,051	\$5,397.00	35	\$1,070.00	1,086	\$6,467.00
JEFFERSON	8,468	\$46,103.00	227	\$7,080.00	8,695	\$53,183.00
MCKEAN	6,026	\$31,349.00	144	\$4,330.00	6,170	\$35,679.00
MERCER	17,341	\$90,906.00	329	\$9,850.00	17,670	\$100,756.00
VENANGO	8,015	\$43,030.00	399	\$12,110.00	8,414	\$55,140.00
WARREN	4,900	\$26,089.00	415	\$12,520.00	5,315	\$38,609.00
REGION 1 TOTAL	86,066	\$455,454.00	2,754	\$83,980.00	88,820	\$539,434.00
REGION 2	Individual Count	Individual Sales	Lifetime Count	Lifetime Sales	Total Count	Total Sales
CAMERON	1,163	\$6,063.00	8	\$270.00	1,171	\$6,333.00
CLINTON	3,496	\$18,504.00	341	\$10,240.00	3,837	\$28,744.00
COLUMBIA	10,710	\$55,895.00	294	\$8,920.00	11,004	\$64,815.00
LYCOMING	11,741	\$60,888.00	724	\$21,910.00	12,465	\$82,798.00
MONTOUR	2,725	\$14,214.00	145	\$4,240.00	2,870	\$18,454.00
NORTHUMBERLAND	9,023	\$46,853.00	353	\$10,570.00	9,376	\$57,423.00
POTTER	3,308	\$17,091.00	29	\$850.00	3,337	\$17,941.00
SNYDER	5,240	\$28,939.00	133	\$3,940.00	5,373	\$32,879.00
TIOGA	6,366	\$33,040.00	87	\$2,550.00	6,453	\$35,590.00
UNION	5,148	\$27,467.00	131	\$3,960.00	5,279	\$31,427.00
REGION 2 TOTAL	58,920	\$308,954.00	2,245	\$67,450.00	61,165	\$376,404.00
REGION 3	Individual Count	Individual Sales	Lifetime Count	Lifetime Sales	Total Count	Total Sales
BRADFORD	12,122	\$63,601.00	140	\$4,050.00	12,262	\$67,651.00
CARBON	4,827	\$24,655.00	207	\$6,060.00	5,034	\$30,715.00
LACKAWANNA	9,975	\$49,163.00	187	\$5,580.00	10,162	\$54,743.00
LUZERNE	30,852	\$157,442.00	597	\$17,620.00	31,449	\$175,062.00
MONROE	14,288	\$72,357.00	254	\$7,730.00	14,542	\$80,087.00
PIKE	5,830	\$29,438.00	171	\$4,970.00	6,001	\$34,408.00
SULLIVAN	1,374	\$7,186.00	33	\$1,020.00	1,407	\$8,206.00
SUSQUEHANNA	6,589	\$33,096.00	92	\$2,660.00	6,681	\$35,756.00
WAYNE	6,668	\$34,121.00	304	\$9,090.00	6,972	\$43,211.00
WYOMING	4,368	\$22,717.00	103	\$3,170.00	4,471	\$25,887.00
REGION 3 TOTAL	96,893	\$493,776.00	2,088	\$61,950.00	98,981	\$555,726.00

**COMPILED FROM COUNTY TREASURER'S MONTHLY REPORTS
2010 DOG LICENSE SALES DECEMBER 1, 2009 THROUGH DECEMBER 31, 2010
LICENSE AND INDIVIDUAL SALES BREAKDOWN**

REGION 4	Individual Count	Individual Sales	Lifetime Count	Lifetime Sales	Total Count	Total Sales
ALLEGHENY	102,839	\$524,784.00	1,480	\$44,450.00	104,319	\$569,234.00
ARMSTRONG	13,091	\$70,211.00	329	\$10,060.00	13,420	\$80,271.00
BEAVER	21,367	\$108,840.00	291	\$8,740.00	21,658	\$117,580.00
BUTLER	26,660	\$138,342.00	502	\$15,160.00	27,162	\$153,502.00
FAYETTE	13,255	\$71,550.00	392	\$11,750.00	13,647	\$83,300.00
GREENE	6,776	\$37,447.00	35	\$1,070.00	6,811	\$38,517.00
INDIANA	12,133	\$67,411.00	503	\$15,500.00	12,636	\$82,911.00
LAWRENCE	15,455	\$81,427.00	247	\$7,600.00	15,702	\$89,027.00
WASHINGTON	23,117	\$115,754.00	499	\$14,550.00	23,616	\$130,304.00
WESTMORELAND	45,725	\$239,043.00	1,858	\$56,080.00	47,583	\$295,123.00
REGION 4 TOTAL	280,418	\$1,454,809.00	6,136	\$184,960.00	286,554	\$1,639,769.00

REGION 5	Individual Count	Individual Sales	Lifetime Count	Lifetime Sales	Total Count	Total Sales
BEDFORD	7,611	\$42,061.00	445	\$13,250.00	8,056	\$55,311.00
BLAIR	9,878	\$53,289.00	668	\$19,900.00	10,546	\$73,189.00
CAMBRIA	17,756	\$92,963.00	805	\$24,800.00	18,561	\$117,763.00
CENTRE	13,760	\$71,363.00	688	\$20,850.00	14,448	\$92,213.00
CLEARFIELD	13,937	\$76,910.00	634	\$18,950.00	14,571	\$95,860.00
FULTON	3,377	\$18,597.00	66	\$1,940.00	3,443	\$20,537.00
HUNTINGDON	8,204	\$44,535.00	301	\$9,680.00	8,505	\$54,215.00
JUNIATA	4,296	\$24,210.00	120	\$3,680.00	4,416	\$27,890.00
MIFFLIN	6,816	\$37,640.00	451	\$13,820.00	7,267	\$51,460.00
SOMERSET	15,675	\$84,621.00	211	\$6,510.00	15,886	\$91,131.00
REGION 5 TOTAL	101,310	\$546,189.00	4,389	\$133,380.00	105,699	\$679,569.00

REGION 6	Individual Count	Individual Sales	Lifetime Count	Lifetime Sales	Total Count	Total Sales
ADAMS	10,103	\$52,683.00	356	\$10,770.00	10,459	\$63,453.00
CUMBERLAND	10,877	\$54,419.00	1,452	\$43,300.00	12,329	\$97,719.00
DAUPHIN	12,339	\$62,443.00	1,178	\$35,060.00	13,517	\$97,503.00
FRANKLIN	19,338	\$100,599.00	553	\$16,450.00	19,891	\$117,049.00
LANCASTER	36,743	\$196,089.00	2,126	\$64,620.00	38,869	\$260,709.00
LEBANON	9,600	\$50,538.00	582	\$17,410.00	10,182	\$67,948.00
PERRY	5,746	\$30,458.00	291	\$8,990.00	6,037	\$39,448.00
YORK	29,281	\$151,268.00	2,493	\$75,230.00	31,774	\$226,498.00
REGION 6 TOTAL	134,027	\$698,497.00	9,031	\$271,830.00	143,058	\$970,327.00

**COMPILED FROM COUNTY TREASURER'S MONTHLY REPORTS
2010 DOG LICENSE SALES DECEMBER 1, 2009 THROUGH DECEMBER 31, 2010
LICENSE AND INDIVIDUAL SALES BREAKDOWN**

REGION 7	Individual Count	Individual Sales	Lifetime Count	Lifetime Sales	Total Count	Total Sales
BERKS	28,730	\$150,028.00	1,514	\$45,690.00	30,244	\$195,718.00
BUCKS	30,013	\$147,767.00	1,615	\$47,710.00	31,628	\$195,477.00
CHESTER	15,595	\$79,382.00	1,549	\$46,580.00	17,144	\$125,962.00
DELAWARE	10,502	\$51,157.00	581	\$16,510.00	11,083	\$67,667.00
LEHIGH	14,181	\$72,184.00	800	\$24,260.00	14,981	\$96,444.00
MONTGOMERY	28,163	\$136,898.00	1,414	\$41,670.00	29,577	\$178,568.00
NORTHAMPTON	12,394	\$62,627.00	905	\$27,020.00	13,299	\$89,647.00
PHILADELPHIA	0	\$0.00	0	\$0.00	0	\$0.00
SCHUYLKILL	14,858	\$78,160.00	465	\$14,100.00	15,323	\$92,260.00
REGION 7 TOTAL	154,436	\$778,203.00	8,843	\$263,540.00	163,279	\$1,041,743.00
GRAND TOTAL	912,070	\$4,735,882.00	35,486	\$1,067,090.00	947,556	\$5,802,972.00



Commonwealth of Pennsylvania
Bureau of Dog Law Enforcement
Kennel License Report



2010 License Counts

	BK1	BK2	BK3	BK1	CK1	CK2	CK3	CK4	CK5	CK6	DK1	DK2	DK3	DK4	DK5	DK6	K1
ADAMS	1	6	4	0	0	0	0	0	0	0	0	0	0	0	0	0	5
ALLEGHENY	6	19	33	0	0	0	0	0	0	0	0	0	0	0	0	0	15
ARMSTRONG	3	6	0	0	0	0	0	0	0	0	0	0	0	0	0	0	2
BEAVER	3	6	7	0	0	0	1	0	0	0	0	0	0	0	0	0	15
BEDFORD	2	3	1	0	0	0	0	3	0	0	0	0	0	0	0	0	2
BERKS	8	11	22	0	0	0	1	0	0	1	0	0	0	0	0	0	27
BLAIR	3	7	4	0	0	0	1	2	1	1	0	0	0	0	0	0	3
BRADFORD	1	4	2	0	0	0	0	0	0	0	0	0	0	0	0	0	4
BUCKS	5	5	26	0	0	0	0	0	1	0	0	0	0	0	0	0	54
BUTLER	2	10	8	0	0	0	0	0	1	0	0	0	0	0	0	0	7
CAMBRIA	0	4	5	0	0	0	0	0	0	0	0	0	0	0	0	0	3
CAMERON	1	0	0	0	0	0	0	0	0	0	0	0	0	0	0	0	0
CARBON	1	1	0	0	0	0	0	0	1	0	0	0	0	0	0	0	3
CENTRE	7	6	4	0	0	0	1	2	0	0	0	0	0	0	0	0	4
CHESTER	9	13	31	0	0	0	2	6	1	2	0	0	0	0	0	0	28
CLARION	3	4	1	0	0	0	0	0	0	0	0	0	0	0	0	0	2
CLEARFIELD	3	4	2	0	0	0	1	0	0	0	0	0	0	0	0	0	6
CLINTON	2	1	2	0	0	0	0	0	0	0	0	0	0	0	0	0	0
COLUMBIA	0	6	3	0	0	0	0	0	0	0	0	0	0	0	0	0	1
CRAWFORD	2	4	1	0	0	0	0	0	0	0	0	0	0	0	0	0	12
CUMBERLAND	3	3	10	0	0	0	0	0	1	1	0	0	0	0	0	1	5
DAUPHIN	3	3	10	1	0	0	0	0	1	0	0	0	0	0	0	0	7
DELAWARE	2	5	9	0	0	0	0	0	0	0	0	0	0	0	0	0	3
ELK	0	5	0	0	0	0	0	0	0	0	0	0	0	0	0	0	0
ERIE	10	6	5	0	0	0	0	0	0	0	0	0	0	0	0	0	15
FAYETTE	1	4	5	0	0	0	0	0	0	0	0	0	0	0	0	0	13
FOREST	1	2	0	0	0	0	0	0	0	0	0	0	0	0	0	0	1
FRANKLIN	0	4	5	0	0	0	0	1	1	0	0	0	0	0	0	0	9
FULTON	1	0	0	0	0	0	0	0	0	0	0	0	0	0	0	0	2
GREENE	0	2	1	0	0	0	0	0	0	0	0	0	0	0	0	0	2
HUNTINGDON	1	2	1	0	1	0	0	0	0	0	0	0	0	0	0	0	5
INDIANA	2	5	4	0	0	0	0	0	0	0	0	0	0	0	0	0	3
JEFFERSON	2	1	1	0	0	0	1	0	0	0	0	0	0	0	0	0	0
JUNIATA	0	1	1	0	0	0	0	1	1	0	0	0	0	0	0	0	0
LACKAWANNA	3	3	3	0	0	0	0	0	0	0	0	0	0	0	0	0	3
LANCASTER	1	10	25	3	8	5	15	14	15	14	0	0	0	0	0	0	22
LAWRENCE	0	4	2	0	0	1	0	0	0	0	0	0	0	0	0	0	4
LEBANON	5	3	7	0	0	0	1	1	1	0	0	0	0	0	0	0	7
LEHIGH	2	3	18	0	0	0	0	0	0	0	0	0	0	0	0	0	8
LUZERNE	4	11	7	0	0	0	0	0	0	0	0	0	0	0	0	0	12
LYCOMING	1	0	3	0	0	0	0	1	0	0	0	0	0	0	0	0	1
MCKEAN	1	2	1	0	0	0	0	0	0	0	0	0	0	0	0	0	3



Commonwealth of Pennsylvania
Bureau of Dog Law Enforcement
Kennel License Report



2010 License Counts

	K2	K3	K4	K5	K6	NP	Total
ADAMS	2	0	0	0	1	5	24
ALLEGHENY	8	1	2	2	7	14	107
ARMSTRONG	2	0	0	0	0	1	14
BEAVER	5	0	0	0	1	3	41
BEDFORD	0	1	0	0	0	1	13
BERKS	5	5	1	1	5	7	94
BLAIR	3	3	0	2	1	2	33
BRADFORD	5	2	0	0	0	3	21
BUCKS	3	1	0	6	6	27	134
BUTLER	7	0	0	0	1	1	37
CAMBRIA	1	0	0	1	1	2	17
CAMERON	0	0	0	0	0	1	2
CARBON	1	1	0	1	0	1	10
CENTRE	4	0	1	0	0	4	33
CHESTER	15	4	0	4	3	18	136
CLARION	1	0	0	0	0	1	12
CLEARFIELD	5	0	1	1	0	5	28
CLINTON	3	1	0	0	0	1	10
COLUMBIA	3	1	1	0	0	1	16
CRAWFORD	5	2	0	0	0	2	28
CUMBERLAND	8	1	0	0	4	5	42
DAUPHIN	6	2	0	0	1	12	46
DELAWARE	3	2	1	1	6	5	37
ELK	0	0	0	0	0	2	7
ERIE	1	0	1	0	2	10	50
FAYETTE	6	0	0	0	1	4	34
FOREST	0	0	0	0	0	0	4
FRANKLIN	6	2	1	1	2	7	39
FULTON	2	0	0	0	0	0	5
GREENE	1	2	0	0	0	1	9
HUNTINGDON	0	1	0	0	0	1	12
INDIANA	6	1	0	0	1	2	24
JEFFERSON	1	1	1	0	0	4	12
JUNIATA	3	0	0	0	1	0	8
LACKAWANNA	2	0	1	1	1	2	19
LANCASTER	53	3	3	2	5	12	196
LAWRENCE	0	0	1	0	0	4	16
LEBANON	11	1	0	1	1	2	40
LEHIGH	3	1	0	1	2	5	43
LUZERNE	1	0	1	5	2	3	46
LYCOMING	3	0	0	1	0	1	11
MCKEAN	0	0	0	1	0	2	10



Commonwealth of Pennsylvania
Bureau of Dog Law Enforcement
Kennel License Report



2010 License Counts	BK1	BK2	BK3	CK1	CK2	CK3	CK4	CK5	CK6	DK1	DK2	DK3	DK4	DK5	DK6	K1
MERCER	1	7	6	0	0	0	0	0	0	0	0	0	0	0	0	5
MIFFLIN	0	3	1	0	3	6	2	1	0	0	0	0	0	0	0	3
MONROE	2	3	6	1	0	0	1	0	0	0	0	0	0	0	0	3
MONTGOMERY	5	5	34	0	0	0	0	0	0	0	0	0	0	0	0	15
MONTOUR	0	2	1	0	0	0	0	0	0	0	0	0	0	0	0	0
NORTHAMPTON	0	4	8	0	0	0	0	0	0	0	0	0	0	0	0	13
NORTHUMBERLAND	1	3	4	0	1	0	0	0	0	0	0	0	0	0	0	4
PERRY	5	1	4	0	0	0	0	1	0	0	0	0	0	0	0	5
PHILADELPHIA	0	2	9	0	0	0	0	0	0	0	0	0	0	0	0	1
PIKE	0	4	2	0	0	0	0	0	0	0	0	0	0	0	0	0
POTTER	3	1	0	0	0	0	0	0	0	0	0	0	0	0	0	0
SCHUYLKILL	3	6	5	0	0	1	1	0	0	0	0	0	0	0	0	1
SNYDER	0	3	2	0	0	0	1	2	0	0	0	0	0	0	0	11
SOMERSET	9	3	2	0	0	0	0	0	0	0	0	0	0	0	0	3
SULLIVAN	0	0	0	0	0	0	0	0	0	0	0	0	0	0	0	5
SUSQUEHANNA	1	3	0	0	0	1	0	0	0	0	0	0	0	0	0	0
TIOGA	1	4	1	0	0	0	0	0	0	0	0	0	0	0	0	2
UNION	1	4	0	0	1	0	1	1	1	0	0	0	0	0	0	1
VENANGO	1	3	1	0	0	0	0	0	0	0	0	0	0	0	0	5
WARREN	1	2	2	0	0	0	0	0	0	0	0	0	0	0	0	3
WASHINGTON	4	3	13	0	0	0	0	0	0	0	0	0	0	0	0	1
WAYNE	1	4	1	0	0	0	0	0	0	0	0	0	0	0	0	10
WESTMORELAND	7	14	18	0	0	0	0	1	0	0	0	0	0	0	0	3
WYOMING	1	2	2	0	0	0	0	1	0	0	0	0	0	0	0	19
YORK	12	6	26	0	0	2	1	0	0	0	0	0	0	0	0	2
Total	164	291	422	5	14	24	39	32	20	0	0	0	0	0	1	457

BK1: 1-10 dogs at any time
 BK2: 11-25 dogs at any time
 BK3: 26 or more dogs at any time
 CK1: 50 dogs or less per year
 CK2: 51-100 dogs per year
 CK3: 101-150 dogs per year
 CK4: 151-250 dogs per year
 CK5: 251-500 dogs per year
 CK6: 501 or more dogs per year
 DK1: 50 dogs or less per year
 DK2: 51-100 dogs per year
 DK3: 101-150 dogs per year
 DK4: 151-250 dogs per year
 DK5: 251-500 dogs per year
 DK6: 501 or more dogs per year
 NP: Non-Profit



Commonwealth of Pennsylvania
Bureau of Dog Law Enforcement
Kennel License Report



2010 License Revenue (\$)	BK1	BK2	BK3	CK1	CK2	CK3	CK4	CK5	CK6	DK1	DK2	DK3	DK4	DK5	DK6	K1
ADAMS	100	900	1,000	0	0	0	0	0	0	0	0	0	0	0	0	300
ALLEGHENY	600	2,700	8,250	0	0	0	0	0	0	0	0	0	0	0	0	1,125
ARMSTRONG	300	900	0	0	0	0	0	0	0	0	0	0	0	0	0	150
BEAVER	300	900	1,750	0	0	300	0	0	0	0	0	0	0	0	0	1,050
BEDFORD	200	450	250	0	0	0	1,200	0	0	0	0	0	0	0	0	275
BERKS	800	1,650	5,500	0	0	200	0	0	0	0	0	0	0	0	0	1,950
BLAIR	300	1,050	1,000	0	0	300	800	500	750	0	0	0	0	0	0	225
BRADFORD	100	600	500	0	0	0	0	0	0	0	0	0	0	0	0	300
BUCKS	500	750	6,550	0	0	0	0	500	0	0	0	0	0	0	0	4,125
BUTLER	100	1,500	2,000	0	0	0	0	0	0	0	0	0	0	0	0	525
CAMBRIA	0	600	1,250	0	0	0	0	0	0	0	0	0	0	0	0	150
CAMERON	100	0	0	0	0	0	0	0	0	0	0	0	0	0	0	0
CARBON	100	150	0	0	0	0	0	0	0	0	0	0	0	0	0	150
CENTRE	600	900	1,000	0	0	300	800	0	0	0	0	0	0	0	0	300
CHESTER	950	1,950	7,750	0	0	600	2,400	500	2,000	0	0	0	0	0	0	2,025
CLARION	300	450	250	0	0	0	0	0	0	0	0	0	0	0	0	150
CLEARFIELD	300	600	500	0	0	300	0	0	0	0	0	0	0	0	0	450
CLINTON	200	150	500	0	0	0	0	0	0	0	0	0	0	0	0	0
COLUMBIA	0	900	750	0	0	0	0	0	0	0	0	0	0	0	0	75
CRAWFORD	200	600	250	0	0	0	0	0	0	0	0	0	0	0	0	900
CUMBERLAND	300	450	2,500	0	0	0	0	500	750	0	0	0	0	0	750	375
DAUPHIN	300	450	2,500	75	0	0	0	900	0	0	0	0	0	0	0	600
DELAWARE	200	750	2,250	0	0	0	0	0	0	0	0	0	0	0	0	225
ELK	0	750	0	0	0	0	0	0	0	0	0	0	0	0	0	0
ERIE	1,000	850	1,250	0	0	0	0	0	0	0	0	0	0	0	0	1,050
FAYETTE	100	600	1,250	0	0	0	0	0	0	0	0	0	0	0	0	900
FOREST	100	300	0	0	0	0	0	0	0	0	0	0	0	0	0	75
FRANKLIN	0	600	1,250	0	0	0	400	500	0	0	0	0	0	0	0	675
FULTON	100	0	0	0	0	0	0	0	0	0	0	0	0	0	0	150
GREENE	0	300	250	0	0	0	0	0	0	0	0	0	0	0	0	150
HUNTINGDON	100	300	250	0	200	0	0	0	0	0	0	0	0	0	0	375
INDIANA	200	750	1,000	0	0	0	0	0	0	0	0	0	0	0	0	225
JEFFERSON	200	150	250	0	0	300	0	0	0	0	0	0	0	0	0	0
JUNIATA	0	150	250	0	0	0	400	500	0	0	0	0	0	0	0	0
LACKAWANNA	300	450	750	0	0	0	0	0	0	0	0	0	0	0	0	225
LANCASTER	0	1,500	6,900	225	1,400	1,500	5,600	7,000	10,500	0	0	0	0	0	0	1,575
LAWRENCE	0	600	500	0	0	300	0	0	0	0	0	0	0	0	0	300
LEBANON	400	450	1,750	0	0	0	400	500	0	0	0	0	0	0	0	525
LEHIGH	175	450	4,500	0	0	0	0	0	0	0	0	0	0	0	0	600
LUZERNE	400	1,600	1,750	0	0	0	0	0	0	0	0	0	0	0	0	750
LYCOMING	100	0	750	0	0	0	400	0	0	0	0	0	0	0	0	75
MCKEAN	100	300	250	0	0	0	0	0	0	0	0	0	0	0	0	225



Commonwealth of Pennsylvania
Bureau of Dog Law Enforcement
Kennel License Report



2010 License Revenue (\$)

	K2	K3	K4	K5	K6	NP	Total
ADAMS	400	0	0	0	750	125	3,575
ALLEGHENY	1,600	300	800	1,000	5,250	325	21,950
ARMSTRONG	400	0	0	0	0	25	1,775
BEAVER	1,000	0	0	0	750	75	6,125
BEDFORD	0	300	0	0	0	25	2,700
BERKS	1,000	1,500	400	500	3,000	175	16,675
BLAIR	600	900	0	1,000	750	50	8,225
BRADFORD	1,000	600	0	0	0	75	3,175
BUCKS	600	300	0	3,000	4,500	650	21,475
BUTLER	1,200	0	0	0	750	25	6,100
CAMBRIA	200	0	0	500	750	50	3,500
CAMERON	0	0	0	0	0	25	125
CARBON	200	300	0	500	0	25	1,425
CENTRE	800	0	400	0	0	100	5,200
CHESTER	3,075	1,200	0	2,000	2,250	426	27,126
CLARION	200	0	0	0	0	25	1,375
CLEARFIELD	1,000	0	400	500	0	125	4,175
CLINTON	600	300	0	0	0	25	1,775
COLUMBIA	600	300	400	0	0	25	3,050
CRAWFORD	1,000	600	0	0	0	50	3,600
CUMBERLAND	1,600	300	0	0	3,000	125	10,650
DAUPHIN	1,200	600	0	0	750	275	7,650
DELAWARE	600	800	400	500	4,500	100	10,325
ELK	0	0	0	0	0	50	800
ERIE	200	0	400	0	1,500	250	6,500
FAYETTE	1,200	0	0	0	750	100	4,900
FOREST	0	0	0	0	0	0	475
FRANKLIN	1,200	600	400	500	1,500	175	7,800
FULTON	400	0	0	0	0	0	650
GREENE	200	600	0	0	0	25	1,525
HUNTINGDON	0	300	0	0	0	25	1,550
INDIANA	1,000	300	0	0	750	50	4,275
JEFFERSON	200	300	400	0	0	100	1,900
JUNIATA	600	0	0	0	750	0	2,650
LACKAWANNA	400	0	400	500	750	50	3,825
LANCASTER	9,750	900	800	1,000	3,000	300	51,950
LAWRENCE	0	0	700	0	0	100	2,500
LEBANON	2,200	300	0	500	750	25	7,800
LEHIGH	600	300	0	500	1,500	125	8,750
LUZERNE	200	0	400	2,500	1,500	50	9,150
LYCOMING	600	0	0	500	0	25	2,450
MCKEAN	0	0	0	500	0	50	1,425



Commonwealth of Pennsylvania
Bureau of Dog Law Enforcement
Kennel License Report



2010 License Revenue (\$)	K2	K3	K4	K5	K6	NP	Total
MERCER	800	600	400	0	0	175	5,000
MIFFLIN	800	0	0	0	750	50	6,225
MONROE	200	300	0	500	2,250	75	5,950
MONTGOMERY	1,800	1,200	400	2,000	3,750	600	20,375
MONTOUR	0	0	0	0	0	25	575
NORTHAMPTON	600	0	400	1,000	750	250	6,525
NORTHUMBERLAND	600	0	0	500	0	50	3,200
PERRY	875	300	0	0	0	100	3,800
PHILADELPHIA	600	0	800	2,000	3,000	325	9,350
PIKE	600	0	0	0	0	25	1,725
POTTER	600	0	0	0	0	25	1,150
SCHUYLKILL	800	0	0	500	0	100	5,375
SNYDER	1,200	0	0	0	750	25	4,050
SOMERSET	1,000	300	0	0	0	25	3,550
SULLIVAN	0	0	0	0	0	0	0
SUSQUEHANNA	200	0	400	0	0	25	1,625
TIOGA	800	300	0	0	0	75	2,200
UNION	200	0	0	0	750	25	3,900
VENANGO	0	0	0	0	0	25	1,050
WARREN	200	0	0	0	0	50	1,225
WASHINGTON	1,000	900	0	0	750	150	7,575
WAYNE	0	0	0	500	0	50	1,725
WESTMORELAND	2,200	600	0	500	750	175	13,450
WYOMING	200	0	0	0	0	0	1,750
YORK	1,800	0	1,500	2,500	2,750	200	20,200
Total	54,700	16,400	10,200	26,000	56,000	7,051	424,176



Commonwealth of Pennsylvania
 Bureau of Dog Law Enforcement
 Kennel License Report



2010 License

	ODK1	ODK2	ODK3	ODK4	ODK5	ODK6	ODKNP	Total
OUT-OF-STATE DEALER KENNELS	16	4	2	1	6	7	33	69
Revenue (\$)	\$1,200	\$800	\$600	\$400	\$3,000	\$5,250	\$800	\$12,050

ODK1: 50 dogs or less per year
 ODK2: 51-100 dogs per year
 ODK3: 101-150 dogs per year
 ODK4: 151-250 dogs per year
 ODK5: 251-500 dogs per year
 ODK6: 501 or more dogs per year
 ODKNP: Out of State Dealer Non Profit



Commonwealth of Pennsylvania
Bureau of Dog Law Enforcement
Dogs Per Kennel Count

2010 SOLD DOGS COUNT	BK1	BK2	BK3	CK1	CK2	CK3	CK4	CK5	CK6	DK1	DK2	DK3	DK4	DK5	DK6	K1
ADAMS	0	3,572	0	0	0	0	0	0	0	0	0	0	0	0	0	46
ALLEGHENY	0	592	20,827	0	0	0	0	0	0	0	0	0	0	0	0	46
ARMSTRONG	0	558	0	0	0	0	0	0	0	0	0	0	0	0	0	50
BEAVER	50	67	0	0	0	77	0	0	0	0	0	0	0	0	0	105
BEDFORD	171	1,384	87	0	0	0	559	0	0	0	0	0	0	0	0	26
BERKS	106	456	10,209	0	0	29	0	0	508	0	0	0	0	0	0	191
BLAIR	182	1,383	1,112	0	0	156	420	190	399	0	0	0	0	0	0	90
BRADFORD	0	540	0	0	0	0	0	0	0	0	0	0	0	0	0	58
BUCKS	190	1,414	46,195	0	0	0	0	156	0	0	0	0	0	0	0	272
BUTLER	0	144	0	0	0	0	0	0	0	0	0	0	0	0	0	44
CAMBRIA	0	661	3,510	0	0	0	0	0	0	0	0	0	0	0	0	16
CAMERON	0	0	0	0	0	0	0	0	0	0	0	0	0	0	0	0
CARBON	104	0	0	0	0	0	0	128	0	0	0	0	0	0	0	0
CENTRE	260	800	2,492	0	0	100	277	0	0	0	0	0	0	0	0	19
CHESTER	131	1,675	11,751	0	0	0	720	200	358	0	0	0	0	0	0	124
CLARION	0	335	0	0	0	0	0	0	0	0	0	0	0	0	0	6
CLEARFIELD	17	273	0	0	0	97	0	0	0	0	0	0	0	0	0	41
CLINTON	18	0	245	0	0	0	0	0	0	0	0	0	0	0	0	0
COLUMBIA	0	116	0	0	0	0	0	0	0	0	0	0	0	0	0	0
CRAWFORD	0	120	3,820	0	0	0	0	0	0	0	0	0	0	0	0	0
CUMBERLAND	101	114	10,376	0	0	0	0	144	353	0	0	0	0	0	523	66
DAUPHIN	176	0	1,056	0	0	0	0	246	0	0	0	0	0	0	0	10
DELAWARE	0	245	28,637	0	0	0	0	0	0	0	0	0	0	0	0	34
ELK	0	0	0	0	0	0	0	0	0	0	0	0	0	0	0	0
ERIE	235	451	1,304	0	0	0	0	0	0	0	0	0	0	0	0	99
FAYETTE	14	355	1,038	0	0	0	0	0	0	0	0	0	0	0	0	55
FOREST	98	632	0	0	0	0	0	0	0	0	0	0	0	0	0	25
FRANKLIN	0	625	3,328	0	0	0	174	153	0	0	0	0	0	0	0	60
FULTON	0	0	0	0	0	0	0	0	0	0	0	0	0	0	0	30
GREENE	0	0	769	0	0	0	0	0	0	0	0	0	0	0	0	2
HUNTINGDON	41	731	2,540	0	120	0	0	0	0	0	0	0	0	0	0	29
INDIANA	0	87	2,881	0	0	0	0	0	0	0	0	0	0	0	0	44
JEFFERSON	0	0	0	0	0	75	0	0	0	0	0	0	0	0	0	0
JUNIATA	0	10	0	0	0	0	191	166	0	0	0	0	0	0	0	0
LACKAWANNA	200	0	8	0	0	0	0	0	0	0	0	0	0	0	0	41
LANCASTER	0	1,133	18,073	54	572	484	2,058	4,504	7,257	0	0	0	0	0	0	938
LAWRENCE	0	0	0	0	0	62	0	0	0	0	0	0	0	0	0	47
LEBANON	41	0	5,837	0	0	0	117	82	0	0	0	0	0	0	0	77
LEHIGH	57	290	18,030	0	0	0	0	0	0	0	0	0	0	0	0	38
LUZERNE	2	0	0	0	0	0	0	0	0	0	0	0	0	0	0	89
LYCOMING	80	0	0	0	0	0	243	0	0	0	0	0	0	0	0	20
MCKEAN	0	1	0	0	0	0	0	0	0	0	0	0	0	0	0	4



Commonwealth of Pennsylvania
Bureau of Dog Law Enforcement
Dogs Per Kennel Count



2010 SOLD DOGS COUNT	K2	K3	K4	K5	K6	NP	TOTAL
ADAMS	42	0	0	0	664	267	4,591
ALLEGHENY	36	44	112	1,217	1,439	6,156	30,469
ARMSTRONG	70	0	0	0	0	408	1,086
BEAVER	126	0	0	0	0	588	1,013
BEDFORD	0	0	0	0	0	116	2,343
BERKS	171	324	0	380	678	2,778	15,830
BLAIR	94	244	0	869	420	724	6,283
BRADFORD	170	346	0	0	0	454	1,568
BUCKS	62	0	0	1,843	1,435	1,867	53,434
BUTLER	54	0	0	0	0	255	497
CAMBRIA	0	0	0	317	0	501	5,005
CAMERON	0	0	0	0	0	0	0
CARBON	58	9	0	55	0	204	556
CENTRE	125	0	325	0	0	580	4,978
CHESTER	381	58	0	865	0	21,933	38,196
CLARION	32	0	0	0	0	0	373
CLEARFIELD	102	0	116	332	0	506	1,484
CLINTON	187	37	0	0	0	0	487
COLUMBIA	67	6	287	0	0	0	476
CRAWFORD	199	48	0	0	0	353	4,625
CUMBERLAND	232	20	0	0	4,506	1,317	17,751
DAUPHIN	97	76	0	0	0	1,159	2,820
DELAWARE	93	102	160	368	467	980	31,086
ELK	0	0	0	0	0	136	136
ERIE	28	0	0	0	750	1,339	4,206
FAYETTE	328	0	0	0	0	2,946	4,736
FOREST	0	0	0	0	0	0	755
FRANKLIN	102	157	167	307	1,769	697	7,539
FULTON	114	0	0	0	0	0	144
GREENE	114	89	0	0	0	507	1,481
HUNTINGDON	0	90	0	0	0	203	3,754
INDIANA	167	6	0	0	1,033	937	5,155
JEFFERSON	4	45	55	0	0	57	236
JUNIATA	66	0	0	0	369	0	802
LACKAWANNA	45	0	111	320	0	967	1,692
LANCASTER	1,839	131	227	261	2,176	3,296	43,003
LAWRENCE	0	0	387	0	0	218	714
LEBANON	291	11	0	0	0	656	7,112
LEHIGH	11	0	0	418	0	1,594	20,438
LUZERNE	19	0	0	1,224	834	1,277	3,445
LYCOMING	57	0	0	248	0	605	1,253
MCKEAN	0	0	0	363	0	276	664



Commonwealth of Pennsylvania
Bureau of Dog Law Enforcement
Dogs Per Kennel Count



2010 SOLD DOGS COUNT	BK1	BK2	BK3	CK1	CK2	CK3	CK4	CK5	CK6	DK1	DK2	DK3	DK4	DK5	DK6	K1
MERCER	0	96	196	0	0	0	0	0	0	0	0	0	0	0	0	52
MIFFLIN	0	0	752	0	80	807	217	300	0	0	0	0	0	0	0	27
MONROE	0	0	801	0	0	0	387	0	0	0	0	0	0	0	0	5
MONTGOMERY	43	4,195	44,718	0	0	0	0	0	0	0	0	0	0	0	0	297
MONTOUR	0	0	0	0	0	0	0	0	0	0	0	0	0	0	0	0
NORTHAMPTON	0	1,026	4,251	0	0	0	0	0	0	0	0	0	0	0	0	58
NORTHUMBERLAND	36	0	0	0	41	0	0	0	0	0	0	0	0	0	0	11
PERRY	376	0	422	0	0	0	0	291	0	0	0	0	0	0	0	56
PHILADELPHIA	0	0	2,472	0	0	0	0	0	0	0	0	0	0	0	0	0
PIKE	0	0	0	0	0	0	0	0	0	0	0	0	0	0	0	0
POTTER	12	0	0	0	0	0	0	0	0	0	0	0	0	0	0	12
SCHUYLKILL	58	632	2,017	0	0	74	90	0	0	0	0	0	0	0	0	165
SNYDER	0	0	0	0	0	0	156	236	0	0	0	0	0	0	0	15
SOMERSET	1,179	0	0	0	0	0	0	0	0	0	0	0	0	0	0	36
SULLIVAN	0	0	0	0	0	0	0	0	0	0	0	0	0	0	0	0
SUSQUEHANNA	0	0	0	0	0	100	0	0	0	0	0	0	0	0	0	2
TIOGA	0	0	0	0	0	0	0	0	0	0	0	0	0	0	0	1
UNION	0	0	0	0	80	0	104	259	477	0	0	0	0	0	0	37
VENANGO	0	34	0	0	0	0	0	0	0	0	0	0	0	0	0	27
WARREN	0	2	0	0	0	0	0	0	0	0	0	0	0	0	0	21
WASHINGTON	2	1,290	644	0	0	0	0	0	0	0	0	0	0	0	0	54
WAYNE	0	0	0	0	0	0	0	0	0	0	0	0	0	0	0	32
WESTMORELAND	107	951	11,578	0	0	0	0	148	0	0	0	0	0	0	0	113
WYOMING	0	0	791	0	0	0	0	77	0	0	0	0	0	0	0	3
YORK	249	925	12,106	0	0	111	0	0	0	0	0	0	0	0	0	293
TOTAL	4,336	27,915	274,873	54	893	2,172	5,713	7,280	9,352	0	0	0	0	0	523	4,243

BK1: 1-10 dogs at any time
 BK2: 11-25 dogs at any time
 BK3: 26 or more dogs at any time
 CK1: 50 dogs or less per year
 CK2: 51-100 dogs per year
 CK3: 101-150 dogs per year
 CK4: 151-250 dogs per year
 CK5: 251-500 dogs per year
 CK6: 501 or more dogs per year
 DK1: 50 dogs or less per year
 DK2: 51-100 dogs per year
 DK3: 101-150 dogs per year
 DK4: 151-250 dogs per year
 DK5: 251-500 dogs per year
 DK6: 501 or more dogs per year
 K1: 50 dogs or less per year
 K2: 51-100 dogs per year
 K3: 101-150 dogs per year
 K4: 151-250 dogs per year
 K5: 251-500 dogs per year
 K6: 501 or more dogs per year
 NP: Non-Profit



Commonwealth of Pennsylvania
Bureau of Dog Law Enforcement
Dogs Per Kennel Count



2010 SOLD DOGS COUNT	K2	K3	K4	K5	K6	NP	TOTAL
MERCER	129	47	124	0	0	634	1,278
MIFFLIN	49	0	0	0	1,095	149	3,476
MONROE	36	149	0	340	211	85	2,014
MONTGOMERY	81	220	0	1,284	0	1,430	52,268
MONTOUR	0	0	0	0	0	375	375
NORTHAMPTON	69	0	14	725	488	20	6,651
NORTHUMBERLAND	136	0	0	319	0	129	672
PERRY	89	18	0	0	0	43	1,295
PHILADELPHIA	16	0	335	1,119	0	2,124	6,066
PIKE	96	0	0	0	0	711	807
POTTER	61	0	0	0	0	68	153
SCHUYLKILL	116	0	0	0	0	1,325	4,477
SNYDER	166	0	0	0	0	0	573
SOMERSET	127	54	0	0	0	412	1,808
SULLIVAN	0	0	0	0	0	0	0
SUSQUEHANNA	23	0	0	0	0	590	715
TIOGA	151	30	0	0	0	268	450
UNION	35	0	0	0	670	0	1,662
VENANGO	0	0	0	0	0	542	603
WARREN	9	0	0	0	0	89	121
WASHINGTON	86	172	0	0	0	1,103	3,351
WAYNE	0	83	0	153	0	567	835
WESTMORELAND	279	128	0	219	0	1,190	14,713
WYOMING	26	0	0	0	0	0	897
YORK	90	0	499	768	680	1,987	17,708
TOTAL	7,453	2,744	2,919	14,334	19,684	70,698	455,186



Commonwealth of Pennsylvania
Bureau of Dog Law Enforcement
Dogs Per Kennel Count



2010 KEPT DOGS COUNT

	BK1	BK2	BK3	CK1	CK2	CK3	CK4	CK5	CK6	DK1	DK2	DK3	DK4	DK5	DK6	K1
ADAMS	0	1,056	4,194	0	0	0	0	0	0	0	0	0	0	0	0	91
ALLEGHENY	637	7,540	123,083	0	0	0	0	0	0	0	0	0	0	0	0	228
ARMSTRONG	179	1,924	0	0	0	0	0	0	0	0	0	0	0	0	0	55
BEAVER	208	1,725	4,638	0	0	43	0	0	0	0	0	0	0	0	0	319
BEDFORD	231	1,384	87	0	0	0	638	0	0	0	0	0	0	0	0	59
BERKS	360	7,725	22,641	0	0	98	0	0	910	0	0	0	0	0	0	429
BLAIR	117	2,329	1,837	0	0	236	238	200	183	0	0	0	0	0	0	432
BRADFORD	0	736	571	0	0	0	0	0	0	0	0	0	0	0	0	114
BUCKS	422	3,171	83,151	0	0	0	0	301	0	0	0	0	0	0	0	2,668
BUTLER	234	3,065	11,439	0	0	0	0	0	0	0	0	0	0	0	0	162
CAMBRIA	0	1,053	1,569	0	0	0	0	0	0	0	0	0	0	0	0	29
CAMERON	222	0	0	0	0	0	0	0	0	0	0	0	0	0	0	0
CARBON	209	255	0	0	0	0	0	275	0	0	0	0	0	0	0	23
CENTRE	459	1,325	1,462	0	0	28	415	0	0	0	0	0	0	0	0	66
CHESTER	664	6,174	93,821	0	0	39	361	200	95	0	0	0	0	0	0	522
CLARION	356	859	1,163	0	0	0	0	0	0	0	0	0	0	0	0	45
CLEARFIELD	173	1,654	419	0	0	52	0	0	0	0	0	0	0	0	0	135
CLINTON	220	0	2,354	0	0	0	0	0	0	0	0	0	0	0	0	0
COLUMBIA	0	1,232	1,127	0	0	0	0	0	0	0	0	0	0	0	0	13
CRAWFORD	91	636	3,820	0	0	0	0	0	0	0	0	0	0	0	0	244
CUMBERLAND	83	804	15,861	0	0	0	0	262	123	0	0	0	0	0	0	95
DAUPHIN	691	818	14,017	0	0	0	0	101	0	0	0	0	0	0	0	98
DELAWARE	539	3,911	35,922	0	0	0	0	0	0	0	0	0	0	0	0	42
ELK	0	2,026	0	0	0	0	0	0	0	0	0	0	0	0	0	0
ERIE	995	1,777	5,346	0	0	0	0	0	0	0	0	0	0	0	0	257
FAYETTE	14	454	4,908	0	0	0	0	0	0	0	0	0	0	0	0	208
FOREST	141	844	0	0	0	0	0	0	0	0	0	0	0	0	0	33
FRANKLIN	0	1,803	3,563	0	0	0	222	193	0	0	0	0	0	0	0	155
FULTON	251	0	0	0	0	0	0	0	0	0	0	0	0	0	0	51
GREENE	0	1,073	769	0	0	0	0	0	0	0	0	0	0	0	0	34
HUNTINGDON	41	879	2,540	0	32	0	0	0	0	0	0	0	0	0	0	106
INDIANA	131	1,139	882	0	0	0	0	0	0	0	0	0	0	0	0	66
JEFFERSON	323	149	1,560	0	0	62	0	0	0	0	0	0	0	0	0	0
JUNIATA	0	352	0	0	0	0	30	69	0	0	0	0	0	0	0	0
LACKAWANNA	349	547	4,019	0	0	0	0	0	0	0	0	0	0	0	0	65
LANCASTER	0	6,308	32,014	43	586	386	1,471	3,531	4,928	0	0	0	0	0	0	1,062
LAWRENCE	0	1,524	907	0	0	80	0	0	0	0	0	0	0	0	0	86
LEBANON	359	2,159	10,089	0	0	0	184	173	0	0	0	0	0	0	0	176
LEHIGH	71	778	51,816	0	0	0	0	0	0	0	0	0	0	0	0	138
LUZERNE	654	2,973	8,171	0	0	0	0	0	0	0	0	0	0	0	0	183
LYCOMING	80	0	2,046	0	0	0	84	0	0	0	0	0	0	0	0	29
MCKEAN	102	382	2,563	0	0	0	0	0	0	0	0	0	0	0	0	67



Commonwealth of Pennsylvania
Bureau of Dog Law Enforcement
Dogs Per Kennel Count



2010 KEPT DOGS COUNT

	K2	K3	K4	K5	K6	NP	TOTAL
ADAMS	52	0	0	0	664	616	6,673
ALLEGHENY	83	104	121	745	1,469	7,356	141,366
ARMSTRONG	78	0	0	0	0	481	2,717
BEAVER	219	0	0	0	0	1,394	8,546
BEDFORD	0	0	0	0	0	40	2,439
BERKS	160	338	0	391	619	3,813	37,484
BLAIR	52	138	0	897	420	1,534	8,613
BRADFORD	257	119	0	0	0	690	2,487
BUCKS	22	0	0	1,214	1,518	3,175	95,642
BUTLER	182	0	0	0	0	374	15,456
CAMBRIA	77	0	0	361	0	906	3,995
CAMERON	0	0	0	0	0	23	245
CARBON	209	62	0	60	0	238	1,331
CENTRE	82	0	328	0	0	545	4,710
CHESTER	1,282	133	0	907	0	22,846	127,044
CLARION	20	0	0	0	0	0	2,443
CLEARFIELD	164	0	124	347	0	1,131	4,199
CLINTON	294	46	0	0	0	0	2,914
COLUMBIA	109	38	292	0	0	8	2,819
CRAWFORD	226	102	0	0	0	801	5,920
CUMBERLAND	254	72	0	0	4,644	1,383	24,100
DAUPHIN	223	207	0	0	0	2,157	18,312
DELAWARE	125	116	160	385	467	1,943	43,610
ELK	0	0	0	0	0	223	2,249
ERIE	15	0	0	0	820	2,324	11,534
FAYETTE	364	0	0	0	0	5,957	11,605
FOREST	0	0	0	0	0	0	1,018
FRANKLIN	91	245	182	334	1,769	1,725	10,282
FULTON	64	0	0	0	0	0	366
GREENE	160	160	0	0	0	581	2,777
HUNTINGDON	0	16	0	0	0	350	3,964
INDIANA	283	83	0	0	1,166	1,357	5,117
JEFFERSON	31	92	75	0	0	93	2,385
JUNIATA	86	0	0	0	448	0	985
LACKAWANNA	75	0	111	335	0	1,434	6,935
LANCASTER	2,362	147	284	0	251	5,212	58,605
LAWRENCE	0	0	331	0	0	677	3,605
LEBANON	292	14	0	0	0	800	14,246
LEHIGH	25	0	0	422	0	1,735	54,985
LUZERNE	29	0	0	1,044	919	2,085	16,058
LYCOMING	76	0	0	248	0	1,337	3,900
MICKEAN	0	0	0	291	0	543	3,968



Commonwealth of Pennsylvania
Bureau of Dog Law Enforcement
Dogs Per Kennel Count



2010 KEPT DOGS COUNT

	BK1	BK2	BK3	CK1	CK2	CK3	CK4	CK5	CK6	DK1	DK2	DK3	DK4	DK5	DK6	K1
MERCER	46	2,844	3,573	0	0	0	0	0	0	0	0	0	0	0	0	92
MIFFLIN	0	1,300	752	0	103	737	334	391	0	0	0	0	0	0	0	44
MONROE	200	291	40,516	0	0	0	412	0	0	0	0	0	0	0	0	48
MONTGOMERY	282	625	71,637	0	0	0	0	0	0	0	0	0	0	0	0	3,065
MONTOUR	0	1,056	1,400	0	0	0	0	0	0	0	0	0	0	0	0	0
NORTHAMPTON	0	799	5,354	0	0	0	0	0	0	0	0	0	0	0	0	156
NORTHUMBERLAND	36	1,073	1,615	0	61	0	0	0	0	0	0	0	0	0	0	37
PERRY	156	243	4,709	0	0	0	0	117	0	0	0	0	0	0	0	77
PHILADELPHIA	0	6,754	5,340	0	0	0	0	0	0	0	0	0	0	0	0	0
PIKE	0	681	412	0	0	0	0	0	0	0	0	0	0	0	0	0
POTTER	136	680	0	0	0	0	0	0	0	0	0	0	0	0	0	10
SCHUYLKILL	112	405	1,061	0	0	81	145	0	0	0	0	0	0	0	0	262
SNYDER	0	501	945	0	0	0	90	284	0	0	0	0	0	0	0	38
SOMERSET	1,017	1,427	1,019	0	0	0	0	0	0	0	0	0	0	0	0	96
SULLIVAN	0	0	0	0	0	0	0	0	0	0	0	0	0	0	0	0
SUSQUEHANNA	335	432	0	0	0	35	0	0	0	0	0	0	0	0	0	45
TIOGA	103	2,614	1,119	0	0	0	0	0	0	0	0	0	0	0	0	36
UNION	10	2,096	0	0	103	0	178	319	488	0	0	0	0	0	0	54
VENANGO	223	1,233	1,780	0	0	0	0	0	0	0	0	0	0	0	0	58
WARREN	31	190	2,759	0	0	0	0	0	0	0	0	0	0	0	0	46
WASHINGTON	325	2,114	29,603	0	0	0	0	0	0	0	0	0	0	0	0	182
WAYNE	27	1,038	664	0	0	0	0	0	0	0	0	0	0	0	0	66
WESTMORELAND	350	2,980	21,089	0	0	0	0	209	0	0	0	0	0	0	0	416
WYOMING	63	759	1,026	0	0	0	0	117	0	0	0	0	0	0	0	21
YORK	614	1,148	65,051	0	0	62	0	0	0	0	0	0	0	0	0	548
TOTAL	13,672	107,626	785,513	43	885	1,939	4,802	6,742	6,727	0	0	0	0	0	519	14,002

BK1: 1-10 dogs at any time
 BK2: 11-25 dogs at any time
 BK3: 26 or more dogs at any time
 CK1: 50 dogs or less per year
 CK2: 51-100 dogs per year
 CK3: 101-150 dogs per year
 CK4: 151-250 dogs per year
 CK5: 251-500 dogs per year
 CK6: 501 or more dogs per year
 DK1: 50 dogs or less per year
 DK2: 51-100 dogs per year
 DK3: 101-150 dogs per year
 DK4: 151-250 dogs per year
 DK5: 251-500 dogs per year
 DK6: 501 or more dogs per year
 K1: 50 dogs or less per year
 K2: 51-100 dogs per year
 K3: 101-150 dogs per year
 K4: 151-250 dogs per year
 K5: 251-500 dogs per year
 K6: 501 or more dogs per year
 NP: Non-Profit



Commonwealth of Pennsylvania
Bureau of Dog Law Enforcement
Dogs Per Kennel Count



2010 KEPT DOGS COUNT	K2	K3	K4	K5	K6	NP	TOTAL
MERCER	221	133	147	0	0	1,161	8,017
MIFFLIN	102	0	0	0	78	155	3,996
MONROE	58	149	0	345	1,557	120	13,696
MONTGOMERY	52	107	0	795	0	3,900	80,463
MONTOUR	0	0	0	0	0	614	3,070
NORTHAMPTON	132	0	149	758	495	81	7,924
NORTHUMBERLAND	192	0	0	341	0	216	3,571
PERRY	155	18	0	0	0	43	5,518
PHILADELPHIA	20	0	165	1,123	0	12,351	25,763
PIKE	152	0	0	0	0	749	1,994
POTTER	87	0	0	0	0	111	1,024
SCHUYLKILL	244	0	0	0	0	1,585	3,895
SNYDER	113	0	0	0	0	0	1,971
SOMERSET	206	72	0	0	0	484	4,321
SULLIVAN	0	0	0	0	0	0	0
SUSQUEHANNA	49	0	0	0	0	488	1,384
TIOGA	160	46	0	0	0	332	4,410
UNION	47	0	0	0	673	4	3,972
VENANGO	0	0	0	0	0	764	4,058
WARREN	55	0	0	0	0	402	3,483
WASHINGTON	136	267	0	0	0	1,230	33,857
WAYNE	0	36	0	520	0	695	3,046
WESTMORELAND	1,164	144	0	266	0	1,446	28,064
WYOMING	63	0	0	0	0	0	2,049
YORK	219	0	512	805	1,193	2,677	72,829
TOTAL	11,760	3,204	2,981	12,934	19,170	107,495	1,100,014

Commonwealth of Pennsylvania
Bureau of Dog Law Enforcement
Citation Prosecution Counts

From Date: 01/01/2010 To Date: 12/31/2010

COUNTY NAME	Citation			TOTAL	COUNTY NAME	Citation			TOTAL
	Closed	Open	Withdrawn			Closed	Open	Withdrawn	
ADAMS	11	21	2	34	LUZERNE	101	31	2	134
ALLEGHENY	0	21	0	21	LYCOMING	88	52	4	144
ARMSTRONG	0	48	0	48	MCKEAN	0	65	0	65
BEAVER	0	27	0	27	MERCER	4	120	0	124
BEDFORD	12	22	0	34	MIFFLIN	4	94	0	98
BERKS	11	10	4	25	MONROE	15	7	1	23
BLAIR	19	44	0	63	MONTGOMERY	4	3	0	7
BRADFORD	56	10	1	67	MONTOUR	0	8	0	8
BUCKS	52	8	0	60	NORTHAMPTON	108	28	15	151
BUTLER	6	142	0	148	NORTHUMBERLAND	0	18	0	18
CAMBRIA	5	77	0	82	PERRY	3	10	0	13
CAMERON	2	3	0	5	PHILADELPHIA	0	2	0	2
CARBON	1	2	0	3	PIKE	27	9	8	44
CENTRE	1	50	0	51	POTTER	0	14	0	14
CHESTER	53	12	9	74	SCHUYLKILL	61	30	0	91
CLARION	15	72	1	88	SNYDER	25	21	0	46
CLEARFIELD	62	95	1	158	SOMERSET	36	37	0	73
CLINTON	2	4	0	6	SULLIVAN	1	6	0	7
COLUMBIA	0	32	0	32	SUSQUEHANNA	40	4	0	44
CRAWFORD	25	108	0	133	TIOGA	1	54	0	55
CUMBERLAND	3	16	1	20	UNION	22	5	0	27
DAUPHIN	2	10	0	12	VENANGO	12	65	4	81
DELAWARE	1	12	1	14	WARREN	0	48	0	48
ELK	0	27	0	27	WASHINGTON	3	70	0	73
ERIE	25	162	0	187	WAYNE	95	11	22	128
FAYETTE	16	15	33	64	WESTMORELAND	11	149	0	160
FOREST	4	8	0	12	WYOMING	11	1	0	12
FRANKLIN	316	106	18	440	YORK	44	29	0	73
FULTON	12	35	1	48	TOTAL	1,628	2,779	141	4,548
GREENE	6	60	0	66					
HUNTINGDON	19	43	0	62					
INDIANA	0	196	0	196					
JEFFERSON	0	51	0	51					
JUNIATA	0	43	0	43					
LACKAWANNA	9	3	0	12					
LANCASTER	130	19	12	161					
LAWRENCE	13	89	0	102					
LEBANON	5	7	1	13					
LEHIGH	18	78	0	96					

Commonwealth of Pennsylvania
Bureau of Dog Law Enforcement
Citation Prosecution Counts

From Date: 01/01/2010 To Date: 12/31/2010

COUNTY NAME	Misdemeanor				TOTAL	COUNTY NAME	Misdemeanor				TOTAL
	Closed	Open	Withdrawn				Closed	Open	Withdrawn		
ADAMS	1	0	0	1	1	LUZERNE	0	0	0	0	0
ALLEGHENY	0	0	0	0	0	LYCOMING	0	3	0	0	3
ARMSTRONG	0	0	0	0	0	MCKEAN	0	0	0	0	0
BEAVER	0	0	0	0	0	MERCER	0	1	0	0	1
BEDFORD	0	0	0	0	0	MIFFLIN	0	2	0	0	2
BERKS	0	3	0	3	3	MONROE	0	0	0	0	0
BLAIR	0	0	0	0	0	MONTGOMERY	0	0	0	0	0
BRADFORD	0	0	0	0	0	MONTOUR	0	0	0	0	0
BUCKS	0	1	0	1	1	NORTHAMPTON	0	1	0	0	1
BUTLER	0	0	0	0	0	NORTHUMBERLAND	0	0	0	0	0
CAMBRIA	0	0	0	0	0	PERRY	0	0	0	0	0
CAMERON	0	0	0	0	0	PHILADELPHIA	0	0	0	0	0
CARBON	0	0	0	0	0	PIKE	0	0	0	0	0
CENTRE	0	0	0	0	0	POTTER	0	0	0	0	0
CHESTER	1	0	0	1	1	SCHUYLKILL	0	0	0	0	0
CLARION	1	0	0	1	1	SNYDER	0	0	0	0	0
CLEARFIELD	0	0	0	0	0	SOMERSET	0	0	0	0	0
CLINTON	0	0	0	0	0	SULLIVAN	0	0	0	0	0
COLUMBIA	0	0	0	0	0	SUSQUEHANNA	0	0	0	0	0
CRAWFORD	0	3	0	3	3	TIOGA	0	0	0	0	0
GUMBERLAND	1	3	3	7	7	UNION	0	0	0	0	0
DAUPHIN	0	0	0	0	0	VENANGO	0	0	0	0	0
DELAWARE	0	0	0	0	0	WARREN	0	0	0	0	0
ELK	0	0	0	0	0	WASHINGTON	0	0	0	0	0
ERIE	0	0	0	0	0	WAYNE	0	0	0	0	0
FAYETTE	0	0	0	0	0	WESTMORELAND	0	0	0	0	0
FOREST	0	0	0	0	0	WYOMING	0	0	0	0	0
FRANKLIN	10	5	0	15	15	YORK	0	1	0	0	1
FULTON	0	0	0	0	0	TOTAL	18	27	3	48	
GREENE	0	0	0	0	0						
HUNTINGDON	0	0	0	0	0						
INDIANA	0	0	0	0	0						
JEFFERSON	0	3	0	3	3						
JUNIATA	0	0	0	0	0						
LACKAWANNA	0	0	0	0	0						
LANCASTER	1	0	0	1	1						
LAWRENCE	0	0	0	0	0						
LEBANON	0	0	0	0	0						
LEHIGH	3	1	0	4	4						

Commonwealth of Pennsylvania
 Bureau of Dog Law Enforcement
 Dogs Seized And Impounded And Total Reimbursements



COUNTY NAME	DOG COUNT	REIMBURSED AMT
ADAMS	112	\$3,360.00
ALLEGHENY	1,839	\$55,170.00
ARMSTRONG	225	\$6,750.00
BEAVER	609	\$18,270.00
BEDFORD	125	\$3,750.00
BERKS	0	\$0.00
BLAIR	326	\$9,780.00
BRADFORD	246	\$7,380.00
BUCKS	113	\$3,390.00
BUTLER	116	\$3,480.00
CAMBRIA	256	\$7,680.00
CAMERON	0	\$0.00
CARBON	0	\$0.00
CENTRE	75	\$2,250.00
CHESTER	0	\$0.00
CLARION	0	\$0.00
CLEARFIELD	130	\$3,900.00
CLINTON	109	\$3,270.00
COLUMBIA	0	\$0.00
CRAWFORD	216	\$6,480.00
CUMBERLAND	0	\$0.00
DAUPHIN	35	\$1,050.00
DELAWARE	0	\$0.00
ELK	23	\$690.00
ERIE	328	\$9,840.00
FAYETTE	1,148	\$34,440.00
FOREST	0	\$0.00
FRANKLIN	257	\$7,710.00
FULTON	0	\$0.00
GREENE	330	\$9,900.00
HUNTINGDON	100	\$3,000.00
INDIANA	345	\$10,350.00
JEFFERSON	81	\$2,430.00
JUNIATA	0	\$0.00
LACKAWANNA	269	\$8,070.00
LANCASTER	586	\$17,580.00

COUNTY NAME	DOG COUNT	REIMBURSED AMT
LAWRENCE	332	\$9,960.00
LEBANON	0	\$0.00
LEHIGH	0	\$0.00
LUZERNE	706	\$21,180.00
LYCOMING	296	\$8,880.00
MCKEAN	208	\$6,240.00
MERCER	386	\$11,580.00
MIFFLIN	0	\$0.00
MONROE	0	\$0.00
MONTGOMERY	435	\$13,050.00
MONTOUR	289	\$8,670.00
NORTHAMPTON	0	\$0.00
NORTHUMBERLAND	0	\$0.00
PERRY	0	\$0.00
PHILADELPHIA	0	\$0.00
PIKE	0	\$0.00
POTTER	0	\$0.00
SCHUYLKILL	334	\$10,020.00
SNYDER	0	\$0.00
SOMERSET	197	\$5,910.00
SULLIVAN	0	\$0.00
SUSQUEHANNA	207	\$6,210.00
TIOGA	32	\$960.00
UNION	0	\$0.00
VENANGO	284	\$8,520.00
WARREN	0	\$0.00
WASHINGTON	398	\$11,940.00
WAYNE	169	\$5,070.00
WESTMORELAND	946	\$28,380.00
WYOMING	0	\$0.00
YORK	701	\$21,030.00
2010 TOTAL	13,919	\$417,570.00

**DOG LAW ENFORCEMENT RESTRICTED FUND
COMPARATIVE FINANCIAL STATEMENT
Year Ending December 31, 2009 and December 31, 2008**

	2010	2009	Inc. (Dec.) 2010 vs 2009
Beginning Balance	\$ 11,612,671	\$ 12,840,976	\$ (1,228,305)
Year-to-Date Revenue:			
Dog Licenses	\$ 5,802,972	\$ 5,810,404	\$ (7,432)
Kennel Licenses	\$ 424,076	\$ 462,400	\$ (38,324)
Out-of-State Dealer Licenses (1)	\$ 11,925	\$ 31,025	\$ (19,100)
Interest Earnings	\$ (22,158)	\$ 429,360	\$ (451,518)
Miscellaneous Revenue (2)	\$ 91,894	\$ 118,017	\$ (26,123)
Total Revenue	<u>\$ 6,308,709</u>	<u>\$ 6,851,206</u>	<u>\$ (542,497)</u>
Expenditures:			
Personnel (3)	\$ 5,529,244	\$ 5,128,152	\$ 401,092
Operating:			
Holding & Disposing	\$ 417,570	\$ 448,920	\$ (31,350)
Other	\$ 1,719,930	\$ 1,880,093	\$ (160,163)
Fixed Assets	\$	\$	
Grants and Claims:			
Coyote Damage Claims	\$ 23,435	\$ 9,982	\$ 13,453
Dog Damage Claims	\$ 8,901	\$ 10,899	\$ (1,998)
Grants to Shelters (4)	\$ 661,053	\$ 601,465	\$ 59,588
Suplus removal per SB 850 (5)	\$ 4,000,000	\$	\$ 4,000,000
Administrative Overhead (6)	\$ 1,025,045	\$	\$ 1,025,045
Total Expenditures	<u>\$ 13,385,178</u>	<u>\$ 8,079,511</u>	<u>\$ 5,305,667</u>
Ending Balance (5)	<u>\$ 4,536,202</u>	<u>\$ 11,612,671</u>	<u>\$ (7,076,469)</u>

(1) This revenue decreased, even though license sold increased, as the result of a 9/11/09 federal court decision that these dealers can be charged only the fee for their license class and cannot be charged an additional \$300, as they had been since 1982.

(2) Miscellaneous revenue includes, but not limited to, net fines and penalties, dangerous dog registrations, rabies self-certification fees and Open Record Act fees.

(3) Personnel expenses funded from this account, in addition to all Bureau complement, include 3 regional clerical positions, 3 legal office positions, 1 human resources position, 1 information technology position and 1 microbiologist related to veterinary laboratory rabies testing.

(4) Includes shelter dog control contracts & Carbon County dog control contract.

(5) Administrative Overhead is a 13% charge for support services provided to the Bureau by PDA. No charge was made in calendar year 2009; this includes a \$411,000 charge was made on 3/2/2010 for Fiscal Year 2009-10 and a \$611,000 charge was made on 11/30/10 for Fiscal Year 2010-11.

(6) Senate Bill 850, the bridge budget signed by the Governor on 8/5/09, authorized the transfer of \$4 million from this Fund to the General Fund - this occurred 6/2/10.




Commonwealth of Pennsylvania
Bureau of Dog Law Enforcement
Damage Claims

From Date: 01/01/2010 To Date: 12/31/2010



Coyote	Domestic Game						Other					
	Killed		Injured		Other		Killed		Injured		Other	
	Count	Paid	Count	Paid	Count	Paid	Count	Paid	Count	Paid	Count	Paid
ADAMS	0	\$0.00	0	\$0.00	0	\$0.00	0	\$0.00	0	\$0.00	0	\$0.00
ALLEGHENY	0	\$0.00	0	\$0.00	0	\$0.00	0	\$0.00	0	\$0.00	0	\$0.00
ARMSTRONG	0	\$0.00	0	\$0.00	0	\$0.00	0	\$0.00	0	\$0.00	0	\$0.00
BEAVER	0	\$0.00	0	\$0.00	0	\$0.00	0	\$0.00	0	\$0.00	0	\$0.00
BEDFORD	15	\$1,798.20	5	\$295.60	0	\$0.00	0	\$0.00	0	\$0.00	0	\$0.00
BERKS	0	\$0.00	0	\$0.00	0	\$0.00	0	\$0.00	0	\$0.00	0	\$0.00
BLAIR	0	\$0.00	0	\$0.00	0	\$0.00	0	\$0.00	0	\$0.00	0	\$0.00
BRADFORD	4	\$160.20	0	\$0.00	0	\$0.00	0	\$0.00	0	\$0.00	0	\$0.00
BUCKS	0	\$0.00	0	\$0.00	0	\$0.00	0	\$0.00	0	\$0.00	0	\$0.00
BUTLER	0	\$0.00	0	\$0.00	0	\$0.00	0	\$0.00	0	\$0.00	0	\$0.00
CAMBRIA	0	\$0.00	0	\$0.00	0	\$0.00	1	\$0.00	0	\$0.00	0	\$0.00
CAMERON	0	\$0.00	0	\$0.00	0	\$0.00	0	\$0.00	0	\$0.00	0	\$0.00
CARBON	0	\$0.00	0	\$0.00	0	\$0.00	0	\$0.00	0	\$0.00	0	\$0.00
CENTRE	0	\$0.00	0	\$0.00	0	\$0.00	0	\$0.00	0	\$0.00	0	\$0.00
CHESTER	0	\$0.00	0	\$0.00	0	\$0.00	0	\$0.00	0	\$0.00	0	\$0.00
CLARION	0	\$0.00	0	\$0.00	0	\$0.00	1	\$112.50	0	\$0.00	0	\$0.00
CLEARFIELD	0	\$0.00	0	\$0.00	0	\$0.00	0	\$0.00	0	\$0.00	0	\$0.00
CLINTON	0	\$0.00	0	\$0.00	0	\$0.00	0	\$0.00	0	\$0.00	0	\$0.00
COLUMBIA	0	\$0.00	0	\$0.00	0	\$0.00	0	\$0.00	0	\$0.00	0	\$0.00
CRAWFORD	0	\$0.00	0	\$0.00	0	\$0.00	0	\$0.00	0	\$0.00	0	\$0.00
CUMBERLAND	0	\$0.00	0	\$0.00	0	\$0.00	0	\$0.00	0	\$0.00	0	\$0.00
DAUPHIN	0	\$0.00	0	\$0.00	0	\$0.00	0	\$0.00	0	\$0.00	0	\$0.00
DELAWARE	0	\$0.00	0	\$0.00	0	\$0.00	0	\$0.00	0	\$0.00	0	\$0.00
ELK	0	\$0.00	0	\$0.00	0	\$0.00	0	\$0.00	0	\$0.00	0	\$0.00
ERIE	0	\$0.00	0	\$0.00	0	\$0.00	0	\$0.00	0	\$0.00	0	\$0.00
FAYETTE	0	\$0.00	0	\$0.00	0	\$0.00	4	\$0.00	0	\$0.00	0	\$0.00
FOREST	0	\$0.00	0	\$0.00	0	\$0.00	0	\$0.00	0	\$0.00	0	\$0.00
FRANKLIN	0	\$0.00	0	\$0.00	0	\$0.00	0	\$0.00	0	\$0.00	0	\$0.00
FULTON	11	\$553.50	0	\$0.00	0	\$0.00	1	\$1,224.00	0	\$0.00	0	\$0.00



Commonwealth of Pennsylvania
Bureau of Dog Law Enforcement
Damage Claims

From Date: 01/01/2010 To Date: 12/31/2010



Coyote	Domestic Game						Other					
	Killed		Injured		Other		Killed		Injured		Other	
	Count	Paid	Count	Paid	Count	Paid	Count	Paid	Count	Paid	Count	Paid
GREENE	0	\$0.00	0	\$0.00	0	\$0.00	2	\$236.16	0	\$0.00	0	\$0.00
HUNTINGDON	0	\$0.00	0	\$0.00	0	\$0.00	2	\$40.05	0	\$0.00	3	\$32.04
INDIANA	0	\$0.00	0	\$0.00	0	\$0.00	2	\$14,400.00	0	\$0.00	0	\$0.00
JEFFERSON	0	\$0.00	0	\$0.00	0	\$0.00	0	\$0.00	0	\$0.00	0	\$0.00
JUNIATA	0	\$0.00	0	\$0.00	0	\$0.00	0	\$0.00	0	\$0.00	0	\$0.00
LACKAWANNA	0	\$0.00	0	\$0.00	0	\$0.00	2	\$235.80	0	\$0.00	0	\$0.00
LANCASTER	0	\$0.00	0	\$0.00	0	\$0.00	0	\$0.00	0	\$0.00	0	\$0.00
LAWRENCE	0	\$0.00	0	\$0.00	0	\$0.00	0	\$0.00	0	\$0.00	0	\$0.00
LEBANON	0	\$0.00	0	\$0.00	0	\$0.00	0	\$0.00	0	\$0.00	0	\$0.00
LEHIGH	0	\$0.00	0	\$0.00	0	\$0.00	0	\$0.00	0	\$0.00	0	\$0.00
LUZERNE	0	\$0.00	0	\$0.00	0	\$0.00	0	\$0.00	0	\$0.00	0	\$0.00
LYCOMING	0	\$0.00	0	\$0.00	0	\$0.00	0	\$0.00	0	\$0.00	0	\$0.00
MCKEAN	0	\$0.00	0	\$0.00	0	\$0.00	0	\$0.00	0	\$0.00	0	\$0.00
MERCER	0	\$0.00	0	\$0.00	0	\$0.00	0	\$0.00	0	\$0.00	0	\$0.00
MIFFLIN	0	\$0.00	0	\$0.00	0	\$0.00	0	\$0.00	0	\$0.00	0	\$0.00
MONROE	0	\$0.00	0	\$0.00	0	\$0.00	0	\$0.00	0	\$0.00	0	\$0.00
MONTGOMERY	0	\$0.00	0	\$0.00	0	\$0.00	0	\$0.00	0	\$0.00	0	\$0.00
MONTOUR	0	\$0.00	0	\$0.00	0	\$0.00	0	\$0.00	0	\$0.00	0	\$0.00
NORTHAMPTON	0	\$0.00	0	\$0.00	0	\$0.00	0	\$0.00	0	\$0.00	0	\$0.00
NORTHUMBERLAND	0	\$0.00	0	\$0.00	0	\$0.00	0	\$0.00	0	\$0.00	0	\$0.00
PERRY	0	\$0.00	0	\$0.00	0	\$0.00	0	\$0.00	0	\$0.00	0	\$0.00
PHILADELPHIA	0	\$0.00	0	\$0.00	0	\$0.00	0	\$0.00	0	\$0.00	0	\$0.00
PIKE	0	\$0.00	0	\$0.00	0	\$0.00	0	\$0.00	0	\$0.00	0	\$0.00
POTTER	1	\$121.50	0	\$0.00	0	\$0.00	3	\$324.00	0	\$0.00	0	\$0.00
SCHUYLKILL	0	\$0.00	0	\$0.00	0	\$0.00	0	\$0.00	0	\$0.00	0	\$0.00
SNYDER	0	\$0.00	0	\$0.00	0	\$0.00	0	\$0.00	0	\$0.00	0	\$0.00
SOMERSET	0	\$0.00	0	\$0.00	0	\$0.00	0	\$0.00	0	\$0.00	0	\$0.00
SULLIVAN	0	\$0.00	0	\$0.00	0	\$0.00	0	\$0.00	0	\$0.00	0	\$0.00
SUSQUEHANNA	0	\$0.00	1	\$0.00	0	\$0.00	0	\$0.00	0	\$0.00	0	\$0.00



Commonwealth of Pennsylvania
Bureau of Dog Law Enforcement
Damage Claims

From Date: 01/01/2010 To Date: 12/31/2010



Coyote	Domestic Game						Other					
	Killed		Injured		Other		Killed		Injured		Other	
	Count	Paid	Count	Paid	Count	Paid	Count	Paid	Count	Paid	Count	Paid
TIOGA	0	\$0.00	0	\$0.00	0	\$0.00	0	\$0.00	0	\$0.00	0	\$0.00
UNION	0	\$0.00	0	\$0.00	0	\$0.00	0	\$0.00	0	\$0.00	0	\$0.00
VENANGO	0	\$0.00	0	\$0.00	0	\$0.00	0	\$0.00	0	\$0.00	0	\$0.00
WARREN	0	\$0.00	0	\$0.00	0	\$0.00	0	\$0.00	0	\$0.00	0	\$0.00
WASHINGTON	2	\$213.30	0	\$0.00	0	\$0.00	28	\$1,869.93	1	\$0.00	0	\$0.00
WAYNE	0	\$0.00	0	\$0.00	0	\$0.00	23	\$1,722.87	0	\$0.00	0	\$0.00
WESTMORELAND	0	\$0.00	0	\$0.00	0	\$0.00	2	\$95.42	0	\$0.00	0	\$0.00
WYOMING	0	\$0.00	0	\$0.00	0	\$0.00	0	\$0.00	0	\$0.00	0	\$0.00
YORK	0	\$0.00	0	\$0.00	0	\$0.00	0	\$0.00	0	\$0.00	0	\$0.00
Total	33	\$2,846.70	6	\$295.60	0	\$0.00	71	\$20,260.73	1	\$0.00	3	\$32.04



Commonwealth of Pennsylvania
Bureau of Dog Law Enforcement
Damage Claims

From Date: 01/01/2010 To Date: 12/31/2010



Dog	Domestic Game						Other					
	Killed		Injured		Other		Killed		Injured		Other	
	Count	Paid	Count	Paid	Count	Paid	Count	Paid	Count	Paid	Count	Paid
ADAMS	0	\$0.00	0	\$0.00	0	\$0.00	0	\$0.00	0	\$0.00	0	\$0.00
ALLEGHENY	0	\$0.00	0	\$0.00	0	\$0.00	0	\$0.00	0	\$0.00	0	\$0.00
ARMSTRONG	0	\$0.00	0	\$0.00	0	\$0.00	0	\$0.00	0	\$0.00	0	\$0.00
BEAVER	0	\$0.00	0	\$0.00	0	\$0.00	0	\$0.00	0	\$0.00	0	\$0.00
BEDFORD	0	\$0.00	0	\$0.00	0	\$0.00	0	\$0.00	0	\$0.00	0	\$0.00
BERKS	0	\$0.00	0	\$0.00	0	\$0.00	1	\$5,400.00	0	\$0.00	0	\$0.00
BLAIR	0	\$0.00	0	\$0.00	0	\$0.00	0	\$0.00	0	\$0.00	0	\$0.00
BRADFORD	0	\$0.00	0	\$0.00	0	\$0.00	0	\$0.00	0	\$0.00	0	\$0.00
BUCKS	0	\$0.00	0	\$0.00	0	\$0.00	0	\$0.00	0	\$0.00	0	\$0.00
BUTLER	0	\$0.00	0	\$0.00	0	\$0.00	0	\$0.00	0	\$0.00	0	\$0.00
CAMBRIA	0	\$0.00	0	\$0.00	0	\$0.00	0	\$0.00	0	\$0.00	0	\$0.00
CAMERON	0	\$0.00	0	\$0.00	0	\$0.00	0	\$0.00	0	\$0.00	0	\$0.00
CARBON	0	\$0.00	0	\$0.00	0	\$0.00	0	\$0.00	0	\$0.00	0	\$0.00
CENTRE	0	\$0.00	0	\$0.00	0	\$0.00	0	\$0.00	0	\$0.00	0	\$0.00
CHESTER	0	\$0.00	0	\$0.00	0	\$0.00	0	\$0.00	0	\$0.00	0	\$0.00
CLARION	0	\$0.00	0	\$0.00	0	\$0.00	0	\$0.00	0	\$0.00	0	\$0.00
CLEARFIELD	0	\$0.00	0	\$0.00	0	\$0.00	0	\$0.00	0	\$0.00	0	\$0.00
CLINTON	0	\$0.00	0	\$0.00	0	\$0.00	0	\$0.00	0	\$0.00	0	\$0.00
COLUMBIA	0	\$0.00	0	\$0.00	0	\$0.00	0	\$0.00	0	\$0.00	0	\$0.00
CRAWFORD	0	\$0.00	0	\$0.00	0	\$0.00	0	\$0.00	0	\$0.00	0	\$0.00
CUMBERLAND	0	\$0.00	0	\$0.00	0	\$0.00	0	\$0.00	0	\$0.00	0	\$0.00
DAUPHIN	11	\$72.00	0	\$0.00	0	\$0.00	0	\$0.00	0	\$0.00	0	\$0.00
DELAWARE	0	\$0.00	0	\$0.00	0	\$0.00	0	\$0.00	0	\$0.00	0	\$0.00
ELK	0	\$0.00	0	\$0.00	0	\$0.00	0	\$0.00	0	\$0.00	0	\$0.00
ERIE	3	\$120.60	0	\$0.00	0	\$0.00	4	\$72.00	0	\$0.00	0	\$0.00
FAYETTE	0	\$0.00	0	\$0.00	0	\$0.00	3	\$25.20	0	\$0.00	0	\$0.00
FOREST	0	\$0.00	0	\$0.00	0	\$0.00	0	\$0.00	0	\$0.00	0	\$0.00
FRANKLIN	0	\$0.00	0	\$0.00	0	\$0.00	0	\$0.00	2	\$0.00	0	\$0.00
FULTON	0	\$0.00	0	\$0.00	0	\$0.00	0	\$0.00	0	\$0.00	0	\$0.00



Commonwealth of Pennsylvania
Bureau of Dog Law Enforcement
Damage Claims

From Date: 01/01/2010 To Date: 12/31/2010



Dog	Domestic Game						Other					
	Killed		Injured		Other		Killed		Injured		Other	
	Count	Paid	Count	Paid	Count	Paid	Count	Paid	Count	Paid	Count	Paid
GREENE	0	\$0.00	0	\$0.00	0	\$0.00	0	\$0.00	0	\$0.00	0	\$0.00
HUNTINGDON	0	\$0.00	0	\$0.00	0	\$0.00	0	\$0.00	0	\$0.00	0	\$0.00
INDIANA	1	\$1,125.00	0	\$0.00	0	\$0.00	0	\$0.00	0	\$0.00	0	\$0.00
JEFFERSON	0	\$0.00	0	\$0.00	0	\$0.00	0	\$0.00	0	\$0.00	0	\$0.00
JUNIATA	0	\$0.00	0	\$0.00	0	\$0.00	0	\$0.00	0	\$0.00	0	\$0.00
LACKAWANNA	0	\$0.00	0	\$0.00	0	\$0.00	0	\$0.00	0	\$0.00	0	\$0.00
LANCASTER	0	\$0.00	0	\$0.00	0	\$0.00	0	\$0.00	0	\$0.00	0	\$0.00
LAWRENCE	0	\$0.00	0	\$0.00	0	\$0.00	0	\$0.00	0	\$0.00	0	\$0.00
LEBANON	0	\$0.00	0	\$0.00	0	\$0.00	0	\$0.00	0	\$0.00	0	\$0.00
LEHIGH	0	\$0.00	0	\$0.00	0	\$0.00	0	\$0.00	0	\$0.00	0	\$0.00
LUZERNE	0	\$0.00	0	\$0.00	0	\$0.00	0	\$0.00	0	\$0.00	0	\$0.00
LYCOMING	0	\$0.00	0	\$0.00	0	\$0.00	0	\$0.00	0	\$0.00	0	\$0.00
MCKEAN	0	\$0.00	0	\$0.00	0	\$0.00	0	\$0.00	0	\$0.00	0	\$0.00
MERCER	1	\$201.60	0	\$0.00	0	\$0.00	0	\$0.00	0	\$0.00	0	\$0.00
MIFFLIN	0	\$0.00	0	\$0.00	0	\$0.00	0	\$0.00	0	\$0.00	0	\$0.00
MONROE	0	\$0.00	0	\$0.00	0	\$0.00	0	\$0.00	0	\$0.00	0	\$0.00
MONTGOMERY	0	\$0.00	0	\$0.00	0	\$0.00	0	\$0.00	0	\$0.00	0	\$0.00
MONTOUR	0	\$0.00	0	\$0.00	0	\$0.00	0	\$0.00	0	\$0.00	0	\$0.00
NORTHAMPTON	0	\$0.00	0	\$0.00	0	\$0.00	0	\$0.00	0	\$0.00	0	\$0.00
NORTHUMBERLAND	0	\$0.00	0	\$0.00	0	\$0.00	0	\$0.00	0	\$0.00	0	\$0.00
PERRY	0	\$0.00	0	\$0.00	0	\$0.00	0	\$0.00	0	\$0.00	0	\$0.00
PHILADELPHIA	0	\$0.00	0	\$0.00	0	\$0.00	0	\$0.00	0	\$0.00	0	\$0.00
PIKE	0	\$0.00	0	\$0.00	0	\$0.00	0	\$0.00	0	\$0.00	0	\$0.00
POTTER	0	\$0.00	0	\$0.00	0	\$0.00	0	\$0.00	0	\$0.00	0	\$0.00
SCHUYLKILL	0	\$0.00	0	\$0.00	0	\$0.00	0	\$0.00	0	\$0.00	0	\$0.00
SNYDER	3	\$79.20	0	\$0.00	0	\$0.00	0	\$0.00	0	\$0.00	0	\$0.00
SOMERSET	0	\$0.00	0	\$0.00	0	\$0.00	0	\$0.00	0	\$0.00	0	\$0.00
SULLIVAN	0	\$0.00	0	\$0.00	0	\$0.00	0	\$0.00	0	\$0.00	0	\$0.00
SUSQUEHANNA	0	\$0.00	0	\$0.00	0	\$0.00	0	\$0.00	0	\$0.00	0	\$0.00



Commonwealth of Pennsylvania
Bureau of Dog Law Enforcement
Damage Claims

From Date: 01/01/2010 To Date: 12/31/2010



Dog	Domestic Game						Other					
	Killed		Injured		Other		Killed		Injured		Other	
	Count	Paid	Count	Paid	Count	Paid	Count	Paid	Count	Paid	Count	Paid
TIOGA	0	\$0.00	0	\$0.00	0	\$0.00	0	\$0.00	0	\$0.00	0	\$0.00
UNION	0	\$0.00	0	\$0.00	0	\$0.00	0	\$0.00	0	\$0.00	0	\$0.00
VENANGO	3	\$0.00	0	\$0.00	0	\$0.00	0	\$0.00	0	\$0.00	0	\$0.00
WARREN	0	\$0.00	0	\$0.00	0	\$0.00	0	\$0.00	0	\$0.00	0	\$0.00
WASHINGTON	7	\$1,260.00	0	\$0.00	1	\$202.50	2	\$289.08	0	\$0.00	0	\$0.00
WAYNE	0	\$0.00	0	\$0.00	0	\$0.00	0	\$0.00	0	\$0.00	0	\$0.00
WESTMORELAND	0	\$0.00	0	\$0.00	0	\$0.00	1	\$0.00	1	\$0.00	0	\$0.00
WYOMING	0	\$0.00	0	\$0.00	0	\$0.00	0	\$0.00	0	\$0.00	0	\$0.00
YORK	0	\$0.00	0	\$0.00	0	\$0.00	1	\$54.00	0	\$0.00	0	\$0.00
Total	29	\$2,858.40	0	\$0.00	1	\$202.50	12	\$5,840.28	3	\$0.00	0	\$0.00

Grand Total Count: 159 Grand Total Amount: \$32,336.25