



Pennsylvania Department of
AGRICULTURE

Report to the Pennsylvania General Assembly

Act 225 of 1982

The Dog Law

May 2008

Table of Contents

Overview.....	1
Dog Law Background.....	2
2007 Dog Law Activities.....	2
Bureau of Dog Law Staffing.....	3
Dog License Metrics.....	3
Dog Law Enforcement Efforts.....	4
Dog Law Financial Reports.....	6
Recommendations and Plans for 2008.....	7
Summary of Proposed Dog Law Legislation.....	7
Summation.....	7
Appendix A	
Appendix B	
Appendix C	
Appendix D	
Appendix E	
Appendix F	

Overview

The Pennsylvania Department of Agriculture has been charged with enforcing the Commonwealth's Dog Law since 1966. Few areas of Pennsylvania agriculture have remained as they were in the 1960's, and the issues and businesses related to dogs are no exception. Through the efforts of Governor Edward G. Rendell and Agriculture Secretary Dennis Wolff, the Bureau of Dog Law Enforcement was greatly enhanced from years prior.

There are a variety of reasons for the many new faces, protocols and policies that took effect in late 2006 and early 2007, the most important of which being a legal and moral mandate to better protect dogs in Pennsylvania's kennels. Other factors included the need to better utilize staff by dispersing them more efficiently and effectively throughout the Commonwealth, as well as to teach them more specialized skills. Additionally, a changing kennel landscape forced a review of the different sectors regulated through the Dog Law, thereby enabling the Bureau to see the limitations of existing processes and regulations.

Many changes occurred in late 2006. However, their impact could not be fully gauged until the 2007 year came to a close and a full year's review could take place.

The Department of Agriculture is proud that in 2007, the first full year with the Special Deputy Secretary for Dog Law Enforcement, Special Dog Law Prosecutor and four Kennel Compliance Specialists on staff, Pennsylvania achieved a record level of kennel enforcement and inspection. In 2007, the Bureau of Dog Law Enforcement used every legal means at its disposal to enforce the law and to improve the quality of licensed kennels in the Commonwealth. Highlights from 2007 include:

- First state in the nation to put dog kennel inspections online
- Opened communication channels with the United States Department of Agriculture to share information on those commercial kennels being inspected by both the federal agency and the Pennsylvania Department of Agriculture
- Created an innovative process by which kennels that were not in compliance with existing regulations can receive conditional licenses, be held to consent agreements with Bureau of Dog Law Enforcement, or be placed on probation to ensure operations are meeting the requirements of the law
- First seizure of animals under the Dog Law
- Increased effort to enforce out-of-state dealer license requirement
- Coordinated effort to confirm that former license holders that did not renew their licenses were not continuing to operate
- A 500% increase in citations in Lancaster County, home to 11% of PA's kennels, and a nearly 600% increase in kennel citations statewide, from 2006 to 2007
- 21 licenses formally revoked, including four revocations based on cruelty convictions
- Four Kennel Compliance Specialists hired, trained and deployed
- Prosecutor taught continuing education courses in Dog Law to all Magisterial District Judges across the Commonwealth

Dog Law Background

The Pennsylvania Dog Law was formally linked to the Pennsylvania Department of Agriculture in 1966, and the current Dog Law regulations that the Department enforces were written in 1982. In 1996, Pennsylvania's Dog Law was revisited. While changes were made, the law still suffers from vague language. The current law treats all types of dog breeding businesses the same, regardless of size or function. The law does not address the substandard (but legal) conditions found in some of Pennsylvania's commercial breeding kennels. Current regulations, based on the dog world of 1996, are deficient and must be revisited to ensure the safe, healthy management of Pennsylvania's dog kennels. Activities that did not exist in 1996 are now common. Examples of this include dog rescue networks and dog day cares – two popular types of canine operations that must be included in the law to safeguard the dogs that pass through them.

Changes to the regulations that the Department proposed in 2006 drew more than 16,000 public comments, and helped open an important dialogue between the Department and a variety of stakeholders from all sectors of the dog community. Through this dialogue, 2007 became a year of communication among the Department, the Dog Law Advisory Board, the Legislature and Pennsylvania's many passionate, dedicated dog professionals and enthusiasts, making them all part of the process of discussing laws relating to dogs. This process has been key to crafting proposed statutory changes to the Dog Law that, if passed, will serve both to regulate kennels as they exist today and to look forward and set standards for years to come. Details are provided later in this report about the proposed changes to the Dog Law for 2008. These recommendations are the culmination of more than two years of meetings with interest groups, kennel licensees, legislators, experts such as veterinarians, and the general public.

2007 Bureau of Dog Law Enforcement Activities

Section 906 of the Dog Law includes a call for the Department of Agriculture to share with the Pennsylvania General Assembly a report outlining relevant activities related to the Bureau of Dog Law Enforcement. The report requirements are included in Appendix A. The Department is tasked annually with gauging the performance of the Bureau and the work being done across the Commonwealth using 11 data points. Detailed numbers and charts for each of the requested data points are included in this document. The location of each chart will be noted as it is discussed in the narrative below.

The information required by Section 906 includes:

- Number of State dog wardens by county
- Number of dog licenses issues by county
- Number of kennel licenses issued in each kennel class by county
- Number of out-of-state dealer licenses issued by the Department
- Total moneys collected from licenses fees
- Number of kennel inspections performed, including numbers broken out by kennel class, the number of dogs kept at each inspected kennel and the county of location
- Number of kennel licenses and out-of-state dealer licenses refused, revoked or suspended and the reasons for such refusals, revocations or suspensions
- Number of citations issued by county and the disposition of each citation
- Number of dogs seized and impounded and the total reimbursements made by the Department for the transportation, care and feeding of such dogs
- Total payments made by the Department from the Dog Law Restricted Account and the reasons for such payments
- Recommendations to improve the administration and enforcement of this act

- Dog Law Wardens

The Bureau of Dog Law Enforcement has 59 state dog wardens. This number includes four Kennel Compliance Specialists who form teams to focus on larger kennels, non-compliant kennels and illegal, unlicensed kennels. These positions were created under Governor Rendell’s initiative to ensure that the Bureau was appropriately staffed to enforce the current law. A map detailing the location of Dog Law Wardens and Kennel Compliance Specialists is included as Appendix B of this report.

- Dog License Metrics

Dog licensing in Pennsylvania serves a variety of purposes. The tracking of licenses gives Bureau of Dog Law Enforcement personnel insight into the total universe of the dog population in Pennsylvania, provides dog owners with a tracking mechanism to help reconnect with lost dogs, and financially supports the work done across the Commonwealth to protect dogs and regulate dog kennels.

Dog licenses in Pennsylvania are sold through the 67 county treasurers. Revenues collected from the sale of annual and lifetime licenses go into the Dog Law Restricted Fund. Philadelphia County and the cities of Harrisburg, Altoona, Erie, Pittsburgh and Scranton have their own dog licensing programs and, as such, handle the licensing process and retain licensing revenues. For this report, the total numbers of licenses includes counties where these cities are located (except the county of Philadelphia, congruent with the City), but the revenue numbers do not reflect the moneys kept by these cities. Full metrics on dog licenses issued in 2007 can be found in Appendix C of this report.

Dog Licenses

In 2007, there were 918,004 individual dog licenses issued, generating \$5,563,449. This is down slightly from 2006 numbers, but license canvassing in 2008 is expected to raise the numbers.

The following counties showed increased license sales in 2007:

Adams	Forest	Schuylkill
Berks	Franklin	Tioga
Blair	Lawrence	Washington
Dauphin	Lebanon	Westmoreland
Delaware	Potter	

Allegheny County issued the most licenses in 2007, at more than 100,000, and Delaware County had a 250% increase over 2006 licenses.

Kennel Licenses

A kennel must be licensed if it has 26 or more dogs during the course of a year. The Bureau licensed more than 2,700 kennel locations in 2007, resulting in revenues of \$493,480. A full listing of kennel license numbers can be found in Appendix C. Before any kennel licenses are issued, Bureau of Dog Law Enforcement personnel complete inspections to ensure that the kennel is compliant with the Dog Law and regulations.

Of the 2,771 kennels licensed in 2007, Lancaster County was home to just over 300, comprising approximately 11% of the total kennels in Pennsylvania. Bucks County has the most licensed kennels with fewer than 51 dogs. Allegheny, Chester and York Counties had the most boarding kennels, and Montgomery County was home to the most non-profit kennels.

Out-of-State Dealers

The Bureau licensed 39 out-of-state dealers in 2007 - a 33% increase over 2006 levels - generating \$24,075 in revenue. This growth was fueled by a new Bureau practice where letters were sent to apparent out-of-state dealers to educate them on the Commonwealth's licensing requirements. A copy of this letter is included in Appendix C.

- Dog Law Inspection and Enforcement Activities

In May of 2007, Pennsylvania became the first state in the nation to provide the public with a transparent, real-time way to view kennel license reports. Through *PADogs*, all Pennsylvania kennel license reports are available online at the Pennsylvania Department of Agriculture's Web site, www.agriculture.state.pa.us/padoglaw, giving immediate feedback to consumers looking for local kennels or interested in the license status of any kennel in Pennsylvania. This ground-breaking move is important from a consumer protection standpoint, but also holds kennel owners and managers publicly accountable for the conditions that exist at their operation.

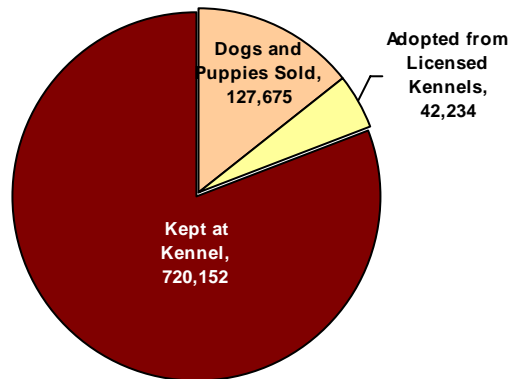
The *PADogs* software program, rolled out in January 2007, supports the work that is done in the field by the dog wardens and Kennel Compliance Specialists who actually complete the inspections. Regulating the more than 2,700 kennels and 918,000 dogs in Pennsylvania requires a mobile, field-based staff that is able to support kennels and dog owners as they strive to meet the law, as well as enforce sanctions against those who do not.

Additionally, the Bureau of Dog Law Enforcement made a policy commitment to inspect every licensed kennel twice a year – going beyond the annual inspection required by Section 218 of the Dog Law. The Bureau also committed to reinspect unsatisfactory kennels within approximately two weeks, and to require that two Dog Law Wardens be on site to inspect all kennels (other than pet stores) with a license to keep more than 150 dogs. These commitments were made from a recognition that a 12 month inspection cycle could create windows where unsatisfactory conditions may exist without the knowledge of Bureau personnel, and a concern that a lack of follow-up with non-compliant kennels could allow unhealthy situations to continue while dogs suffer.

Kennel Inspections and Number of Dogs

A total of 6,431 kennel inspections were completed in 2007, an increase of almost 1,000 inspections from 2006. This jump in inspections represents the increased enforcement efforts of the Bureau.

In 2007, there were 890,061 dogs and puppies in Pennsylvania kennels. This number is given more detail below:



A full breakout of the location of kennels and number of dogs kept at each is included in Appendix D of this report.

Kennel License Terminations, Including Refusals, Revocations and Suspensions

There were 305 kennel licenses terminated in calendar year 2007. The majority of these kennels closed voluntarily, with some closing to avoid pending or potential enforcement action by the Bureau of Dog Law Enforcement.

The Bureau formally revoked or refused 21 kennel licenses. The Bureau revokes or refuses a license based on animal cruelty convictions or Dog Law violations stemming from unsatisfactory kennel conditions.

In 2007 the Bureau also worked with kennels, on a case-by-case basis, to create a structure through which a kennel could receive a conditional license after establishing an agreed-upon inspection, improvement or fine to ensure animal welfare was not compromised while the kennels came into compliance. This was done on a limited, strictly enforced basis to maximize compliance with the law.

In 2007 the Bureau filed its first injunction in the Commonwealth Court of Pennsylvania against an illegal, unlicensed kennel, and for the first time seized endangered dogs from an unlicensed kennel under the authority of Section 211 of the Dog Law.

Various enforcement actions were coordinated between the Bureau and local humane society police officers during 2007. Seven of those focused on licensed kennels. Dogs from several illegal, unlicensed kennels were also seized by or surrendered to humane society police officers. Such kennels were found by the Bureau in Chester, Franklin, Lancaster, Union, Perry and Washington Counties, along with an unlicensed pet store in Northumberland County. The efforts of the Bureau to do a systematic check of those operations not renewing their license brought some of these kennels to light. In 2007, 54 citations were issued to 50 kennels for failing to get a required kennel license, as opposed to six such citations issued in 2006.

Citation Issuance

In 2007 there were 4,413 citations issued, including 64 misdemeanor charges. These numbers include both kennel condition citations, which increased by nearly 600%, from 65 to 386, and citations for other violations of the Dog Law, including but not limited to failure to license, dogs running at large or abandoned, and dangerous dogs. A full list of the citations issued by County is included in Appendix E of this report. Please note: due to a software error, the 2006 citation report issued as part of the 2006 Annual Report was incorrect. The issue has been resolved, and a corrected version of the 2006 document is included in Appendix E of this report.

Dogs Seized and Impounded and Total Related Reimbursements

In Pennsylvania, the Bureau of Dog Law Enforcement also plays a critical role in managing stray dogs. Currently there is a provision where holding and disposing fees are set at \$20 per dog by Section 25.1 of the Dog Law regulations. The Bureau covers this \$20 per dog fee, sending the money to the local entity that handles the stray once it is picked up.

The statutory term “dogs seized and impounded” is somewhat misleading, as there are separate dog seizure provisions in the Dog Law in Section 211 (c) (dogs can be seized from kennels when the license has been revoked and the dogs’ health, safety or welfare is endangered). Prior to 2007, dogs

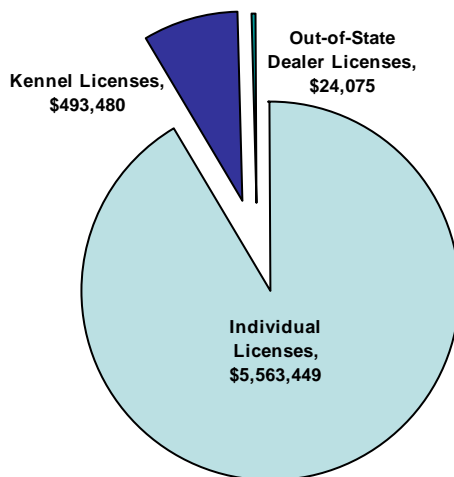
had not been seized under this provision . In 2007, the Bureau – as a part of its stronger enforcement of the Dog Law – seized 19 dogs from one kennel in Lancaster County after that kennel was found to be operating with more than 25 dogs after its license had been revoked. Dogs and pigeons were cohabitating in a truck trailer, in clear violation of all parts of Section 211 (c). More thorough data on Bureau seizures can be found in Appendix E.

- **Dog Law Financial Reports**

The Bureau of Dog Law Enforcement has a number of funds coming into and out of the Restricted Fund that sustains the Bureau. This money is kept separate from other Department of Agriculture general funds to better track the moneys coming in from dog and kennel licenses and in order to manage the funds being sent out to local shelters. Information is provided below on 2007 Bureau financials, with more detailed balance sheets included in Appendix F of this report.

Licensing Fees

In 2007, \$6,081,004 was collected in licensing fees. This number consists of individual dog licenses, kennel licenses and out-of-state dealer licenses. A chart is included below showing the total contribution from each license segment.



In addition to the moneys generated through licensing, the Bureau received \$31,655 from fines and penalties and \$38,894 in miscellaneous revenue. Other income of \$1,022,118 came from interest on existing balances in the Restricted Fund.

Dog Law Restricted Fund Payments

Payments are made from the Dog Law Restricted Fund as a part of normal operating procedure, covering the costs of Bureau staff, operating expenses, equipment and fixed assets and the money given to entities such as humane societies that shelter and sometimes pick up stray dogs.

- The payments from the Dog Law Restricted Fund in 2007 were:
- \$4,443,347 in personnel costs
- \$1,667,186 in operating expenses (including holding and disposing fees)
- \$280,375 fixed assets (truck purchases)
- \$591,699 grants to humane societies and animal control contracts

Domestic Animal Damage Claims

In addition to the above-listed expenses, the Bureau of Dog Law Enforcement also paid claims for damage to domestic animals. In 2007 these expenses were \$11,232 for damages done by coyotes (note – there is a cap of \$20,000 on these claims under Section 706(i) of the Dog Law), and \$19,626 for damages by dogs (there is no cap for this under Section 701 of the Dog Law). There were a total of 130 claims.

Recommendations and Plans for 2008

Even the most extraordinary efforts on the part of the Bureau of Dog Law Enforcement to regulate the dog business in Pennsylvania cannot compensate for laws that do not reflect current business practices.

Governor Rendell and the Department of Agriculture are committed to improving the lives of dogs in Pennsylvania while supporting the many enthusiasts and dog lovers that are involved in some sector of the dog world.

2008 will see new Dog Law legislation proposed, designed to:

- Close loopholes in current law
- Clarify areas of the law that are vague and thus difficult to enforce
- Allow better and more uniform enforcement
- Clearly define the authority of the Bureau of Dog Law Enforcement
- Improve the ability and methods of dealing with illegal unlicensed kennels
- Address changes in the dog world during the 12 years since 1996
- Create a law that raises the minimum acceptable standards for commercial breeding kennels

The Department of Agriculture, through its Bureau of Dog Law Enforcement, takes very seriously its role as the enforcer of Pennsylvania's Dog Law. It is the responsibility of human caretakers to provide the necessary elements for life and health – food, water, shelter, sanitation, exercise, and veterinary care – in a manner focused on the dogs' welfare. Current law sets the bar too low. The Bureau will continue to diligently enforce existing law as it seeks to change that law.

Summation

Much was achieved in 2007. The Bureau of Dog Law Enforcement made great strides in making Pennsylvania a model state for its thousands of kennels and millions of dogs. The ability to have a prosecutor manage legal cases, the reinforced ties to local and federal agencies involved with dogs, and the addition of a team of specialists to inspect large and problem kennels has created a new paradigm for the enforcement of the Dog Law.

While this progress is important to celebrate, there are still situations where conditions that are bad for dogs and heartbreaking to the general public remain legal. This is unacceptable and must be addressed through legislative action.

Appendix A – Statutory Authority

The statutory authority for this Report is found in Section 906 of the Dog Law, “Reports to General Assembly,” stating that: “the secretary shall provide a report to the Agriculture and Rural Affairs Committee of the Senate and the Agriculture and Rural Affairs Committee of the House of Representatives which shall describe all relevant activities of the department for the preceding calendar year under this act.

The report shall contain, at a minimum, the following:

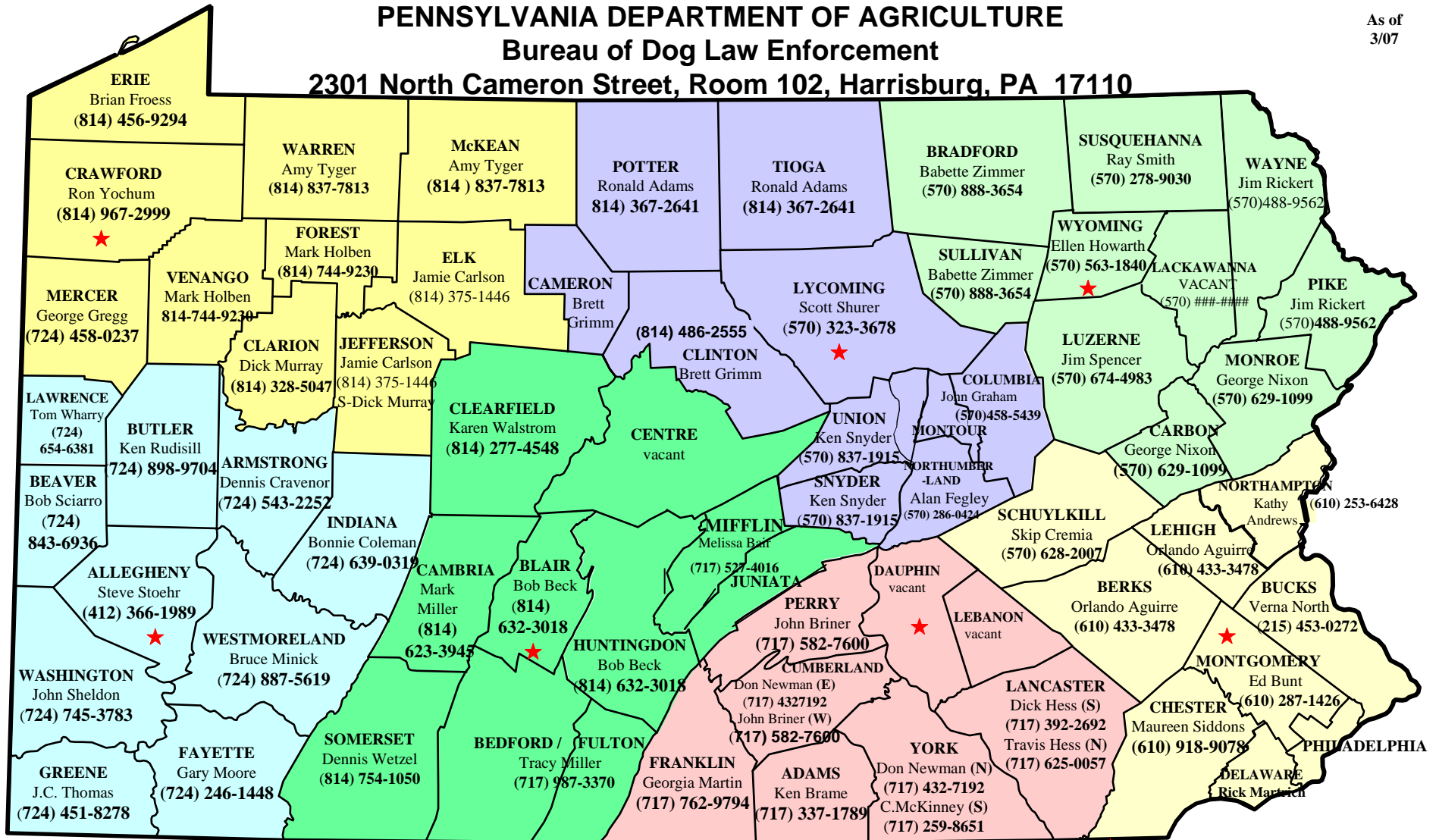
- (1) The number of State dog wardens by county.
- (2) The number of dog licenses issued by county.
- (3) The number of kennel licenses issued in each kennel class by county.
- (4) The number of out-of-state dealer licenses issued by the department.
- (5) The total moneys collected from license fees.
- (6) The number of kennel inspections performed, which shall include the number of kennels inspected by kennel class, the number of dogs kept at each inspected kennel and the county of location.
- (7) The number of kennel licenses and out-of-state dealer licenses refused, revoked or suspended and the reasons for such refusals, revocations or suspensions.
- (8) The number of citations issued by county and the disposition of each citation.
- (9) The number of dogs seized and impounded and the total reimbursements made by the department for the transportation, care and feeding of such dogs.
- (10) The total payments made by the department from the Dog Law Restricted Account and the reasons for such payments.
- (11) Recommendations to improve the administration and enforcement of this act, if applicable.”

PENNSYLVANIA DEPARTMENT OF AGRICULTURE

Bureau of Dog Law Enforcement

2301 North Cameron Street, Room 102, Harrisburg, PA 17110

As of
3/07



★ Regional Office Location

REGION I – Brad Shields, Supervisor
Linda Field, Regional Director
13410 Dunham Rd.
Meadville, PA 16335
Reg:(814) 332-6890, Office: (814)796-9102

REGION II – Ned Lucas, Supervisor
Paul Schatz, Regional Director
542 County Farm Rd., Suite #102
Montoursville, PA 17754
Region:(570) 433-2640, Office:(814)343-2508

REGION III – Ellen Howarth, Supervisor
Ray Smith, Acting Supervisor
Ronald Williams, Regional Director
Rt. 92 South, P.O. Box C
Tunkhannock, PA 18657
(570) 836-2181
James Rickert – Temporary Warden

REGION VII – Rick Martrich, Super.
William Zollers, Regional Director
Route 113, P.O. Box 300
Creamery, PA 19430
Reg:(610) 489-1003, Office:(610) 997-3668

REGION IV – Brad Shields, Supervisor
John Scott, Regional Director
#6 McIntyre Road
Gibsonia, PA 15044
Region:(724) 443-1585

REGION V – Harold Walstrom, Supervisor
David Mankamy, Regional Director
1307 7th Street
Altoona, PA 16601
Region:(814) 946-7315, Office: (814) 857-5473

REGION VI – Mary Bender – Director (717)787-4847
Diane Buhl, Supervisor (717)265-7754-Region, (570)943-2138-Office
Bureau of Dog Law Enforcement Headquarters
2301 N. Cameron Street, Harrisburg, PA 17710
Kennel Compliance Specialists :717-265-7750
717-265-7751 Cole Warminsky
717-265-7752 Kristen Donmoyer
717-265-7753 Drew Delenick

COMPILED FROM COUNTY TREASURER'S MONTHLY REPORT
 SUBJECT TO AUDIT
 2007 FINAL REPORT: DOG LICENSE SALES FOR JANUARY 1ST THROUGH DECEMBER 31, 2007
 BY REGIONS

	2006	2007	% OF PRE	LICENSE
REGION I	IND. SALES	IND. SALES	YR SALES	REVENUE
CLARION	7,697	7,334	95%	\$44,232.00
CRAWFORD	13,892	12,171	88%	\$71,768.00
ELK	4,441	4,304	97%	\$28,034.00
ERIE	14,052	13,759	98%	\$83,815.00
FOREST	1,102	1,121	102%	\$6,558.00
JEFFERSON	8,863	7,731	87%	\$58,963.00
MCKEAN	6,675	6,353	95%	\$35,878.00
MERCER	17,885	16,844	94%	\$95,632.00
VENANGO	9,593	8,521	89%	\$57,334.00
WARREN	4,816	4,815	100%	\$36,595.00
TOTAL	89,016	82,953	93%	\$518,809.00

REGION II				
CAMERON	983	872	89%	\$4,920.00
CLINTON	3,905	3,719	95%	\$27,884.00
COLUMBIA	11,236	10,670	95%	\$62,238.00
LYCOMING	13,403	12,604	94%	\$78,454.00
MONTOUR	3,162	2,421	77%	\$14,552.00
NORTHUMBERLAND	11,794	10,853	92%	\$65,233.00
POTTER	3,029	3,075	102%	\$16,454.00
SNYDER	5,760	5,773	100%	\$35,826.00
TIOGA	6,247	6,387	102%	\$34,706.00
UNION	4,691	4,668	100%	\$28,949.00
TOTAL	64,210	61,042	95%	\$369,216.00

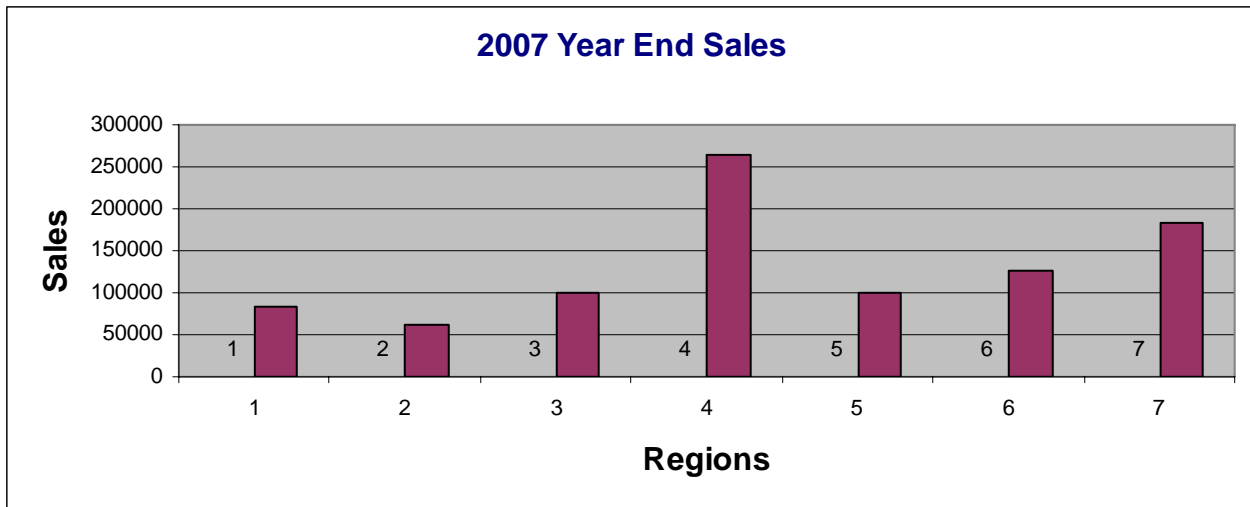
REGION III				
BRADFORD	11,341	10,119	89%	\$56,422.00
CARBON	5,946	5,808	98%	\$34,178.00
LACKAWANNA	10,464	9,364	89%	\$50,874.00
LUZERNE	33,809	32,660	97%	\$180,625.00
MONROE	15,167	13,989	92%	\$77,501.00
PIKE	6,727	6,557	97%	\$37,347.00
SULLIVAN	1,487	1,469	99%	\$8,122.00
SUSQUEHANNA	7,554	7,024	93%	\$38,374.00
WAYNE	7,717	7,336	95%	\$46,238.00
WYOMING	5,410	5,074	94%	\$29,095.00
TOTAL	105,622	99,400	94%	\$558,776.00

REGION IV				
ALLEGHENY	103,305	101,874	99%	\$542,690.00
ARMSTRONG	11,723	10,834	92%	\$64,721.00
BEAVER	22,345	22,195	99%	\$118,454.00
BUTLER	28,565	27,360	96%	\$152,135.00
FAYETTE	13,082	11,566	88%	\$69,753.00
GREENE	5,951	5,829	98%	\$32,693.00
INDIANA	12,805	11,824	92%	\$77,825.00
LAWRENCE	10,171	10,748	106%	\$61,302.00
WASHINGTON	21,091	22,001	104%	\$117,954.00
WESTMORELAND	36,271	40,083	111%	\$246,615.00
TOTAL	265,309	264,314	100%	\$1,484,142.00

REGION V				
BEDFORD	8,599	7,262	84%	\$50,537.00
BLAIR	10,109	10,270	102%	\$73,742.00
CAMBRIA	18,511	17,508	95%	\$108,502.00
CENTRE	14,853	14,266	96%	\$91,415.00
CLEARFIELD	15,470	14,583	94%	\$97,233.00
FULTON	2,974	2,689	90%	\$16,565.00
HUNTINGDON	9,080	8,083	89%	\$51,548.00
JUNIATA	4,474	4,146	93%	\$26,096.00
MIFFLIN	7,644	6,020	79%	\$41,542.00
SOMERSET	15,375	15,212	99%	\$86,983.00
TOTAL	107,089	100,039	93%	\$644,163.00

REGION VI				
ADAMS	7,872	8,243	105%	\$51,221.00
CUMBERLAND	11,749	11,203	95%	\$86,934.00
DAUPHIN	10,747	11,106	103%	\$79,159.00
FRANKLIN	17,440	17,932	103%	\$107,052.00
LANCASTER	38,622	38,076	99%	\$241,553.00
LEBANON	9,801	9,937	101%	\$65,387.00
PERRY	6,388	4,914	77%	\$34,193.00
YORK	26,789	25,906	97%	\$190,551.00
TOTAL	129,408	127,317	98%	\$856,050.00

REGION VII				
BERKS	33,020	34,091	103%	\$216,985.00
BUCKS	21,218	20,571	97%	\$132,361.00
CHESTER	33,453	20,356	61%	\$139,421.00
DELAWARE	11,603	29,606	255%	\$166,633.00
LEHIGH	21,237	17,292	81%	\$107,836.00
MONTGOMERY	35,882	34,180	95%	\$202,300.00
NORTHAMPTON	15,853	14,083	89%	\$89,310.00
PHILADELPHIA	0	0	0%	\$0.00
SCHUYLKILL	12,545	12,760	102%	\$77,447.00
TOTAL	184,811	182,939	99%	\$1,132,293.00
GRAND TOTAL	945,465	918,004	97%	\$5,563,449.00



date

Name
Address
Address

Dear:

It has come to the attention of the Bureau of Dog Law Enforcement (Bureau) that you are engaged in activities in the Commonwealth of Pennsylvania which fall under the regulatory jurisdiction of the Bureau.

Please be aware of the following provisions of the Pennsylvania Dog Law:

"OUT-OF-STATE DEALER." A person who does not reside in the Commonwealth of Pennsylvania and who buys, receives, sells, exchanges, negotiates, barter or solicits the sale, resale, exchange or transfer of a dog in this Commonwealth for the purpose of transferring ownership or possession to a third party.

§ 459-209. Out-of-state dealer license; application; fee; prohibitions

(A) OUT-OF-STATE DEALERS.-- All out-of-state dealers shall on or before January 1 of each year, apply to the secretary for an out-of-state dealer license. The fee for such license shall be \$ 300, plus appropriate kennel license fees required under section 206. All fees collected under this section shall be remitted to the State Treasury for credit to the Dog Law Restricted Account. All licenses under this section shall expire upon December 31 of the year for which the license was issued. The forms for the application and license shall be approved by the secretary through regulations.

(B) UNLAWFUL ACTS.-- It shall be unlawful for out-of-state dealers to transport dogs into or within the Commonwealth or to operate or maintain a dealer kennel or to deal in any manner with dogs without first obtaining an out-of-state dealer license from the department.

§ 459-603. Selling, bartering or trading dogs

(A) ILLEGAL TRANSFERS.-- It shall be unlawful to offer a dog as an inducement to purchase a product, commodity or service. The sale of a dog by a licensed kennel shall not be considered to be an inducement.

(B) ILLEGAL TO TRANSFER OWNERSHIP OF CERTAIN PUPPIES.-- It shall be unlawful to barter, trade, raffle, sell, auction or in any way transfer ownership of a dog under seven weeks of age, unless the dog has been orphaned and it becomes necessary to transfer ownership of the orphaned dog to a nonprofit kennel, or from a nonprofit kennel with approval by a licensed doctor of veterinary medicine.

(C) ILLEGAL FOR CERTAIN PERSONS TO TRANSFER DOGS.-- It shall be unlawful for any person to buy, sell, transfer, barter, trade, raffle, auction or rent a dog at any public place in this Commonwealth other than a kennel licensed pursuant to this act, or a dog show or field trial sponsored by a recognized breed or kennel association. If a purchase, sale, transfer, barter, trade, raffle, auction or rental of a dog occurs at or on the premises of a kennel, the transaction shall be unlawful unless one of the parties to the transaction is an employee, volunteer or other person acting as an authorized representative of the kennel.

I understand that you are transferring dogs for the purpose of transferring ownership or possession to another party in this Commonwealth; you are therefore required to obtain an Out of State Dealers license. Attached for your use is an application for this license, and a copy of the Pennsylvania Dog Law.

If you have any questions regarding this notice, please feel free to contact me at 717-787-3062.

Sincerely,

Director

Cc: Deputy Secretary Jessie L. Smith

**Commonwealth of Pennsylvania
Bureau of Dog Law Enforcement
Kennel License Report**

2007 License Counts

	B1:	B2:	B3:	K1:	K2:	K3:	K4:	K5:	NP:	NPF	Total
ADAMS	2	8	1	9	5	1	0	2	5	0	33
ALLEGHENY	6	15	29	16	7	1	1	6	13	7	101
ARMSTRONG	1	7	0	8	3	1	0	0	1	0	21
BEAVER	3	8	7	18	9	2	0	0	2	0	49
BEDFORD	1	3	0	7	5	1	2	5	1	0	25
BERKS	10	12	17	45	11	5	4	8	9	0	121
BLAIR	6	6	5	4	5	1	4	11	2	0	44
BRADFORD	3	2	2	18	6	1	3	1	1	0	37
BUCKS	7	2	23	79	7	1	0	8	16	1	144
BUTLER	5	8	7	14	7	0	1	0	1	0	43
CAMBRIA	1	3	3	1	2	1	0	1	2	0	14
CAMERON	1	0	0	0	0	0	0	0	1	0	2
CARBON	1	3	0	5	0	2	0	2	1	0	14
CENTRE	7	5	2	7	5	3	2	1	3	0	35
CHESTER	11	11	26	46	29	10	8	10	13	1	165
CLARION	3	3	1	6	2	0	2	0	1	0	18
CLEARFIELD	5	4	2	11	2	2	1	3	6	0	36
CLINTON	1	1	2	0	6	1	1	1	1	0	14
COLUMBIA	0	5	2	5	1	0	0	1	2	0	16
CRAWFORD	1	4	1	16	7	1	0	0	2	0	32
CUMBERLAND	2	6	8	8	9	7	3	10	4	0	57
DAUPHIN	2	6	7	8	7	1	1	0	10	1	43
DELAWARE	4	1	6	7	2	2	1	4	3	0	30
ELK	0	6	0	1	0	0	0	0	4	0	11
ERIE	8	4	7	25	3	2	0	1	10	0	60
FAYETTE	2	4	2	14	3	0	2	1	6	0	34
FOREST	1	1	1	1	0	0	0	0	0	0	4
FRANKLIN	1	2	6	14	6	5	6	8	4	0	52
FULTON	2	0	0	2	1	0	0	0	0	0	5
GREENE	1	2	1	4	2	1	1	0	1	0	13
HUNTINGDON	2	2	1	7	1	1	2	1	1	0	18
INDIANA	6	6	2	11	5	4	5	2	2	0	43
JEFFERSON	2	2	1	3	1	1	1	3	4	0	18
JUNIATA	0	2	0	1	3	1	4	2	0	0	13
LACKAWANNA	1	1	3	5	3	0	1	2	2	0	18
LANCASTER	2	8	15	52	51	46	36	80	12	0	302
LAWRENCE	1	3	2	6	2	2	1	1	4	0	22
LEBANON	6	5	4	11	6	1	4	1	2	0	40
LEHIGH	3	5	14	25	3	2	0	3	8	0	63

**Commonwealth of Pennsylvania
Bureau of Dog Law Enforcement
Kennel License Report**

2007 License Counts

	B1:	B2:	B3:	K1:	K2:	K3:	K4:	K5:	NP:	NPF	Total
LUZERNE	6	9	5	18	3	1	0	6	2	0	50
LYCOMING	2	0	4	2	2	0	1	2	1	0	14
MCKEAN	1	1	1	5	1	0	0	0	2	0	11
MERCER	2	8	4	7	2	2	0	0	6	0	31
MIFFLIN	0	3	1	9	7	8	10	1	1	0	40
MONROE	0	3	7	6	5	2	0	1	1	0	25
MONTGOMERY	7	6	23	26	7	2	1	10	24	1	107
MONTOUR	0	0	1	0	4	1	0	0	1	0	7
NORTHAMPTON	1	6	6	19	2	1	0	4	11	0	50
NORTHUMBERLAND	2	4	2	9	1	2	1	1	2	0	24
PERRY	2	2	4	5	3	1	1	1	1	0	20
PHILADELPHIA	2	2	5	0	5	0	2	5	10	5	36
PIKE	0	3	2	1	1	0	0	0	1	0	8
POTTER	1	1	0	2	2	0	0	0	1	0	7
SCHUYLKILL	4	4	6	19	1	2	1	2	5	0	44
SNYDER	1	2	1	5	8	4	4	2	0	0	27
SOMERSET	8	1	2	8	6	1	1	0	1	0	28
SULLIVAN	0	0	0	0	1	0	0	0	0	0	1
SUSQUEHANNA	1	2	0	4	1	0	0	1	1	0	10
TIOGA	1	2	1	2	4	3	0	0	2	0	15
UNION	2	3	0	4	9	5	3	8	1	0	35
VENANGO	3	3	1	3	3	0	0	0	1	0	14
WARREN	2	2	2	4	0	0	0	0	3	0	13
WASHINGTON	4	5	12	23	5	3	1	1	7	0	61
WAYNE	3	3	1	8	2	1	0	1	2	0	21
WESTMORELAND	9	11	20	24	12	2	4	4	6	0	92
WYOMING	3	1	2	7	1	0	0	1	0	0	15
YORK	11	9	25	35	10	2	2	6	16	0	116
OUT-OF-STATE	0	0	0	13	3	3	2	18	0	0	39
UNKNOWN	0	0	0	0	0	0	0	0	0	0	0
Total	199	272	348	788	338	156	131	254	269	16	2,771

B1: 1-10 dogs at any time

B2: 11-25 dogs at any time

B3: 26 or more dogs at any time

K1: 50 dogs or less per year

K2: 51-100 dogs per year

K3: 101-150 dogs per year

K4: 151-250 dogs per year

K5: 251 or more dogs per year

NP: Non-Profit

NPF: Non Profit Free

**Commonwealth of Pennsylvania
Bureau of Dog Law Enforcement
Dogs Per Kennel Count**

2007 KEPT DOGS COUNT

	B1:	B2:	B3:	K1:	K2:	K3:	K4:	K5:	NP:	NPF	TOTAL
ADAMS	4	5,403	986	156	221	138	0	541	541	0	7,990
ALLEGHENY	361	3,998	50,595	242	140	71	193	11,510	8,929	79	76,118
ARMSTRONG	67	1,855	0	141	144	95	0	0	651	0	2,953
BEAVER	56	2,862	1,629	449	813	87	0	0	1,652	0	7,548
BEDFORD	0	1,499	0	120	513	122	254	967	357	0	3,832
BERKS	448	1,644	7,360	996	392	517	564	2,852	1,443	0	16,216
BLAIR	387	451	1,174	36	171	116	630	2,782	1,835	0	7,582
BRADFORD	520	457	3,598	340	366	122	381	88	540	0	6,412
BUCKS	653	986	44,691	1,186	256	47	0	4,291	3,203	2,250	57,563
BUTLER	412	3,249	10,252	284	333	0	159	0	481	0	15,170
CAMBRIA	211	535	300	0	103	75	0	606	1,114	0	2,944
CAMERON	0	0	0	0	0	0	0	0	13	0	13
CARBON	39	512	0	81	0	163	0	1,062	296	0	2,153
CENTRE	3,399	1,535	1,000	189	178	108	190	216	1,035	0	7,850
CHESTER	342	3,712	8,593	1,590	1,187	465	606	2,765	4,143	686	24,089
CLARION	283	1,018	24	180	99	0	300	0	1,543	0	3,447
CLEARFIELD	247	3,273	240	191	78	218	160	971	941	0	6,319
CLINTON	4	0	2,457	0	222	81	60	187	0	0	3,011
COLUMBIA	0	645	1,607	71	67	0	0	454	51	0	2,895
CRAWFORD	36	464	501	322	299	114	0	0	768	0	2,504
CUMBERLAND	4	1,469	14,514	140	215	578	311	11,992	1,667	0	30,890
DAUPHIN	77	2,500	9,161	131	327	83	98	0	1,355	3	13,735
DELAWARE	483	196	3,883	58	30	155	190	2,513	105	0	7,613
ELK	0	2,011	0	8	0	0	0	0	119	0	2,138
ERIE	788	3,092	2,617	375	65	193	0	1,100	2,269	0	10,499
FAYETTE	21	562	1,562	223	118	0	247	156	2,734	0	5,623
FOREST	2	608	315	5	0	0	0	0	0	0	930
FRANKLIN	416	445	3,046	242	260	523	860	2,815	1,129	0	9,736
FULTON	1	0	0	23	67	0	0	0	0	0	91
GREENE	1	105	1,283	72	62	81	162	0	422	0	2,188
HUNTINGDON	27	140	1,652	175	14	101	189	53	225	0	2,576
INDIANA	166	1,688	1,826	203	272	202	675	2,049	854	0	7,935
JEFFERSON	73	995	300	84	60	134	172	690	50	0	2,558
JUNIATA	0	2,022	0	19	125	23	487	464	0	0	3,140
LACKAWANNA	243	400	86	78	107	0	150	1,084	1,413	0	3,561
LANCASTER	61	4,242	9,459	1,257	1,857	3,491	3,990	22,089	3,479	0	49,925
LAWRENCE	0	1,504	496	107	27	230	232	116	907	0	3,619
LEBANON	428	6,436	1,972	264	190	64	491	469	708	0	11,022

**Commonwealth of Pennsylvania
Bureau of Dog Law Enforcement
Dogs Per Kennel Count**

2007 KEPT DOGS COUNT

	B1:	B2:	B3:	K1:	K2:	K3:	K4:	K5:	NP:	NPF	TOTAL
LEHIGH	26	1,957	14,818	317	96	150	0	2,146	561	0	20,071
LUZERNE	958	3,866	14,901	344	36	0	0	1,922	2,711	0	24,738
LYCOMING	0	0	7,518	54	111	0	16	608	1,218	0	9,525
MCKEAN	179	9	32	119	54	0	0	0	601	0	994
MERCER	30	1,805	3,151	334	177	199	0	0	1,521	0	7,217
MIFFLIN	0	2,414	0	201	268	347	1,184	98	34	0	4,546
MONROE	0	1,483	13,233	85	313	197	0	639	1,241	0	17,191
MONTGOMERY	142	2,160	25,738	2,072	190	96	236	2,748	4,660	1,823	39,865
MONTOUR	0	0	0	0	172	144	0	0	1,306	0	1,622
NORTHAMPTON	0	831	2,779	258	114	1	0	1,084	1,475	0	6,542
NORTHUMBERLAND	14	26	883	205	80	220	45	30	183	0	1,686
PERRY	174	219	3,599	75	74	0	127	193	6	0	4,467
PHILADELPHIA	55	2,528	2,943	0	45	0	327	1,653	13,908	23	21,482
PIKE	0	3,296	1,255	10	73	0	0	0	339	0	4,973
POTTER	0	4,385	0	34	47	0	0	0	3	0	4,469
SCHUYLKILL	50	396	1,638	326	72	108	28	65	482	0	3,165
SNYDER	50	454	0	83	876	618	410	173	0	0	2,664
SOMERSET	605	1,001	1,835	220	266	0	172	0	408	0	4,507
SULLIVAN	0	0	0	0	43	0	0	0	0	0	43
SUSQUEHANNA	246	225	0	128	48	0	0	773	907	0	2,327
TIOGA	0	380	946	82	213	123	0	0	773	0	2,517
UNION	30	87	0	144	537	433	354	3,063	0	0	4,648
VENANGO	500	354	2,010	45	156	0	0	0	952	0	4,017
WARREN	42	208	1,578	96	0	0	0	0	454	0	2,378
WASHINGTON	280	4,160	12,842	430	1,166	164	197	201	1,419	0	20,859
WAYNE	100	1,769	246	172	72	47	0	1,816	799	0	5,021
WESTMORELAND	91	2,683	30,606	435	636	149	470	1,511	1,955	0	38,536
WYOMING	141	782	4,050	104	67	0	0	284	0	0	5,428
YORK	1,169	1,256	21,149	591	286	172	360	2,735	2,548	0	30,266
TOTAL	15,142	101,247	354,929	17,002	15,666	11,565	15,677	96,624	87,436	4,864	720,152

B1: 1-10 dogs at any time	K1: 50 dogs or less per year	NP: Non-Profit
B2: 11-25 dogs at any time	K2: 51-100 dogs per year	NPF: Non Profit Free
B3: 26 or more dogs at any time	K3: 101-150 dogs per year	
	K4: 151-250 dogs per year	
	K5: 251 or more dogs per year	

**Commonwealth of Pennsylvania
Bureau of Dog Law Enforcement
Dogs Per Kennel Count**

2007 SOLD DOGS COUNT

	B1:	B2:	B3:	K1:	K2:	K3:	K4:	K5:	NP:	NPF	TOTAL
ADAMS	0	25	0	29	126	126	0	494	400	0	1,200
ALLEGHENY	0	83	4	42	21	24	123	2,100	4,240	46	6,683
ARMSTRONG	0	2	0	88	99	41	0	0	472	0	702
BEAVER	0	0	39	145	213	46	0	0	686	0	1,129
BEDFORD	0	0	0	62	379	39	247	996	229	0	1,952
BERKS	5	11	1	352	265	492	299	2,189	1,069	0	4,683
BLAIR	23	0	0	24	369	99	461	2,984	720	0	4,680
BRADFORD	0	0	0	104	209	0	184	108	432	0	1,037
BUCKS	1	0	0	336	106	47	0	4,343	1,329	0	6,162
BUTLER	0	0	0	98	116	0	85	0	437	0	736
CAMBRIA	0	0	0	0	89	17	0	548	489	0	1,143
CAMERON	0	0	0	0	0	0	0	0	0	0	0
CARBON	0	3	0	15	0	78	0	866	160	0	1,122
CENTRE	1	10	0	257	147	57	334	170	825	0	1,801
CHESTER	49	480	0	350	697	442	921	2,727	2,454	0	8,120
CLARION	0	0	0	144	40	0	106	0	575	0	865
CLEARFIELD	96	0	0	79	63	162	106	828	376	0	1,710
CLINTON	0	0	0	0	156	45	106	128	0	0	435
COLUMBIA	0	0	0	15	31	0	0	440	34	0	520
CRAWFORD	0	0	0	140	248	86	0	0	335	0	809
CUMBERLAND	117	477	0	87	197	350	186	11,996	1,331	0	14,741
DAUPHIN	86	0	0	10	154	60	87	0	1,009	0	1,406
DELAWARE	0	0	0	1	4	220	171	2,501	43	0	2,940
ELK	0	0	0	0	0	0	0	0	69	0	69
ERIE	12	0	0	191	11	68	0	1,000	1,300	0	2,582
FAYETTE	0	0	0	32	46	0	154	84	1,167	0	1,483
FOREST	0	556	1	1	0	0	0	0	0	0	558
FRANKLIN	0	0	296	93	143	293	472	2,797	459	0	4,553
FULTON	0	0	0	7	48	0	0	0	0	0	55
GREENE	1	0	0	11	30	93	88	0	358	0	581
HUNTINGDON	10	0	0	67	73	62	282	216	120	0	830
INDIANA	30	0	0	82	113	151	390	1,449	418	0	2,633
JEFFERSON	0	0	0	28	13	78	43	531	0	0	693
JUNIATA	0	6	0	0	86	39	366	321	0	0	818
LACKAWANNA	0	0	0	15	51	0	150	433	501	0	1,150
LANCASTER	0	0	21	681	1,465	2,370	2,935	26,080	1,590	0	35,142
LAWRENCE	0	0	0	60	43	117	192	140	243	0	795
LEBANON	16	0	0	208	93	55	382	452	437	0	1,643

**Commonwealth of Pennsylvania
Bureau of Dog Law Enforcement
Dogs Per Kennel Count**

2007 SOLD DOGS COUNT

	B1:	B2:	B3:	K1:	K2:	K3:	K4:	K5:	NP:	NPF	TOTAL
LEHIGH	2	35	0	177	35	98	0	2,353	487	0	3,187
LUZERNE	0	63	0	100	18	0	0	2,352	1,546	0	4,079
LYCOMING	0	0	0	33	52	0	200	393	560	0	1,238
MCKEAN	0	0	0	36	0	0	0	0	291	0	327
MERCER	0	6	0	37	109	88	0	0	647	0	887
MIFFLIN	0	0	0	150	171	376	1,101	267	34	0	2,099
MONROE	0	0	0	11	279	197	0	732	317	0	1,536
MONTGOMERY	4	2	10	121	85	225	172	2,949	1,474	0	5,042
MONTOUR	0	0	0	0	129	110	0	0	647	0	886
NORTHAMPTON	0	8	17	78	56	0	0	882	1,195	0	2,236
NORTHUMBERLAND	0	0	0	109	58	79	183	306	84	0	819
PERRY	0	0	0	55	73	0	97	289	0	0	514
PHILADELPHIA	0	0	500	0	25	0	312	1,653	3,611	0	6,101
PIKE	0	0	0	2	53	0	0	0	188	0	243
POTTER	0	0	0	0	42	0	0	0	0	0	42
SCHUYLKILL	0	0	0	131	47	41	0	434	302	0	955
SNYDER	0	0	0	134	713	594	476	438	0	0	2,355
SOMERSET	0	0	0	85	193	0	87	0	349	0	714
SULLIVAN	0	0	0	0	19	0	0	0	0	0	19
SUSQUEHANNA	4	0	0	94	14	0	0	45	418	0	575
TIOGA	0	0	2	30	88	90	0	0	414	0	624
UNION	0	0	0	106	484	373	392	2,801	0	0	4,156
VENANGO	0	0	0	8	63	0	0	0	545	0	616
WARREN	0	0	0	41	0	0	0	0	102	0	143
WASHINGTON	0	0	44	112	128	266	84	97	1,104	0	1,835
WAYNE	0	0	0	82	17	9	0	690	446	0	1,244
WESTMORELAND	0	7	130	100	193	81	284	1,149	1,656	0	3,600
WYOMING	0	0	0	32	24	0	0	120	0	0	176
YORK	29	8	0	416	163	127	240	3,007	1,510	0	5,500
TOTAL	486	1,782	1,065	6,134	9,275	8,511	12,498	87,878	42,234	46	169,909

B1: 1-10 dogs at any time	K1: 50 dogs or less per year	NP: Non-Profit
B2: 11-25 dogs at any time	K2: 51-100 dogs per year	NPF: Non Profit Free
B3: 26 or more dogs at any time	K3: 101-150 dogs per year	
	K4: 151-250 dogs per year	
	K5: 251 or more dogs per year	

**Commonwealth of Pennsylvania
Bureau of Dog Law Enforcement
Citation Prosecution Counts - 2007**

COUNTY NAME	Citation			Misdemeanor		
	Closed	Open	TOTAL	Closed	Open	TOTAL
ADAMS	41	48	89	1	1	2
ALLEGHENY	12	113	125	2	1	3
ARMSTRONG	41	67	108	0	3	3
BEAVER	4	43	47	0	1	1
BEDFORD	49	44	93	0	0	0
BERKS	25	11	36	0	0	0
BLAIR	22	16	38	0	0	0
BRADFORD	27	8	35	0	0	0
BUCKS	2	1	3	0	0	0
BUTLER	2	112	114	0	0	0
CAMBRIA	1	70	71	0	2	2
CAMERON	0	7	7	0	0	0
CARBON	0	0	0	0	0	0
CENTRE	0	17	17	0	0	0
CHESTER	7	17	24	0	0	0
CLARION	12	28	40	0	0	0
CLEARFIELD	36	42	78	0	0	0
CLINTON	0	15	15	0	0	0
COLUMBIA	0	75	75	0	0	0
CRAWFORD	41	36	77	1	4	5
CUMBERLAND	20	9	29	0	0	0
DAUPHIN	38	7	45	0	0	0
DELAWARE	0	0	0	0	0	0
ELK	18	14	32	0	0	0
ERIE	40	73	113	0	8	8
FAYETTE	10	41	51	1	1	2
FOREST	6	2	8	0	0	0
FRANKLIN	185	139	324	1	5	6
FULTON	8	5	13	0	0	0
GREENE	10	45	55	0	0	0
HUNTINGDON	51	27	78	0	0	0
INDIANA	69	35	104	1	3	4
JEFFERSON	20	40	60	0	0	0
JUNIATA	4	12	16	0	0	0
LACKAWANNA	11	7	18	0	0	0
LANCASTER	280	66	346	2	8	10

COUNTY NAME	Citation			Misdemeanor		
	Closed	Open	TOTAL	Closed	Open	TOTAL
LAWRENCE	40	16	56	0	0	0
LEBANON	64	6	70	0	0	0
LEHIGH	10	45	55	0	1	1
LUZERNE	30	118	148	0	0	0
LYCOMING	103	31	134	0	3	3
MCKEAN	27	63	90	0	0	0
MERCER	63	19	82	0	3	3
MIFFLIN	12	62	74	0	1	1
MONROE	0	14	14	0	0	0
MONTGOMERY	1	15	16	0	0	0
MONTOUR	0	18	18	0	0	0
NORTHAMPTON	0	125	125	0	1	1
NORTHUMBERLAND	21	19	40	0	0	0
PERRY	9	9	18	0	0	0
PHILADELPHIA	0	0	0	0	0	0
PIKE	26	29	55	0	0	0
POTTER	4	37	41	0	0	0
SCHUYLKILL	10	14	24	0	0	0
SNYDER	38	41	79	0	1	1
SOMERSET	41	36	77	0	0	0
SULLIVAN	0	8	8	0	0	0
SUSQUEHANNA	37	4	41	0	0	0
TIOGA	28	124	152	0	4	4
UNION	33	11	44	0	0	0
VENANGO	20	24	44	0	0	0
WARREN	34	59	93	0	0	0
WASHINGTON	2	57	59	0	0	0
WAYNE	76	48	124	0	1	1
WESTMORELAND	1	17	18	0	0	0
WYOMING	45	3	48	0	0	0
YORK	85	33	118	3	0	3
TOTAL	1,952	2,397	4,349	12	52	64

**Commonwealth of Pennsylvania
Bureau of Dog Law Enforcement
Citation Prosecution Counts ***

From Date: 01/01/2006 To Date: 12/31/2006

COUNTY NAME	Citation			Misdemeanor		
	Closed	Open	TOTAL	Closed	Open	TOTAL
ADAMS	5	22	27	0	0	0
ALLEGHENY	25	36	61	0	0	0
ARMSTRONG	35	136	171	0	0	0
BEAVER	11	101	112	0	0	0
BEDFORD	11	42	53	0	0	0
BERKS	9	45	54	0	0	0
BLAIR	19	46	65	0	0	0
BRADFORD	34	33	67	0	0	0
BUCKS	9	10	19	0	0	0
BUTLER	40	180	220	0	0	0
CAMBRIA	9	68	77	0	0	0
CAMERON	1	2	3	0	0	0
CARBON	0	1	1	0	0	0
CENTRE	47	73	120	0	0	0
CHESTER	6	38	44	0	0	0
CLARION	14	76	90	0	0	0
CLEARFIELD	46	74	120	0	0	0
CLINTON	1	10	11	0	0	0
COLUMBIA	8	20	28	0	0	0
CRAWFORD	20	109	129	0	0	0
CUMBERLAND	10	21	31	0	0	0
DAUPHIN	6	17	23	0	0	0
DELAWARE	0	0	0	0	0	0
ELK	3	57	60	0	0	0
ERIE	14	139	153	0	0	0
FAYETTE	27	302	329	0	1	1
FOREST	2	9	11	0	0	0
FRANKLIN	163	216	379	1	1	2
FULTON	7	42	49	0	0	0
GREENE	28	183	211	0	0	0
HUNTINGDON	15	79	94	0	0	0
INDIANA	59	155	214	0	0	0
JEFFERSON	6	89	95	0	1	1
JUNIATA	16	38	54	0	0	0
LACKAWANNA	3	14	17	0	0	0
LANCASTER	31	38	69	0	0	0

COUNTY NAME	Citation			Misdemeanor		
	Closed	Open	TOTAL	Closed	Open	TOTAL
LAWRENCE	12	123	135	0	0	0
LEBANON	1	2	3	0	0	0
LEHIGH	14	73	87	0	0	0
LUZERNE	38	139	177	0	0	0
LYCOMING	31	112	143	0	0	0
MCKEAN	8	81	89	0	0	0
MERCER	15	186	201	0	0	0
MIFFLIN	46	83	129	0	0	0
MONROE	0	0	0	0	0	0
MONTGOMERY	0	17	17	0	0	0
MONTOUR	3	10	13	0	0	0
NORTHAMPTON	17	121	138	0	0	0
NORTHUMBERLAND	11	30	41	0	0	0
PERRY	6	14	20	0	0	0
PHILADELPHIA	0	0	0	0	0	0
PIKE	31	17	48	0	0	0
POTTER	0	3	3	0	0	0
SCHUYLKILL	8	29	37	0	0	0
SNYDER	19	90	109	0	0	0
SOMERSET	22	134	156	0	0	0
SULLIVAN	0	0	0	0	0	0
SUSQUEHANNA	23	0	23	0	0	0
TIOGA	1	8	9	0	0	0
UNION	23	63	86	0	0	0
VENANGO	34	64	98	0	0	0
WARREN	7	93	100	0	0	0
WASHINGTON	13	71	84	0	0	0
WAYNE	48	8	56	0	0	0
WESTMORELAND	57	77	134	0	1	1
WYOMING	2	13	15	0	0	0
YORK	32	66	98	3	0	3
TOTAL	1,262	4,248	5,510	4	4	8

* This document replaces the 2006 Citation Prosecution Counts document found in the 2006 Annual Report.

From Date: 01/01/2007 To Date: 12/31/2007

**Commonwealth of Pennsylvania
Bureau of Dog Law Enforcement
License Termination Counts**

COUNTY NAME	COUNT
ADAMS	6
ALLEGHENY	4
ARMSTRONG	0
BEAVER	5
BEDFORD	2
BERKS	12
BLAIR	5
BRADFORD	2
BUCKS	7
BUTLER	3
CAMBRIA	1
CAMERON	0
CARBON	0
CENTRE	6
CHESTER	25
CLARION	1
CLEARFIELD	1
CLINTON	2
COLUMBIA	6
CRAWFORD	2
CUMBERLAND	6
DAUPHIN	9
DELAWARE	3
ELK	0
ERIE	4
FAYETTE	1
FOREST	0
FRANKLIN	6
FULTON	0
GREENE	3
HUNTINGDON	3
INDIANA	9
JEFFERSON	3
JUNIATA	3
LACKAWANNA	2
LANCASTER	49

COUNTY NAME	COUNT
LAWRENCE	0
LEBANON	1
LEHIGH	9
LUZERNE	4
LYCOMING	2
MCKEAN	5
MERCER	2
MIFFLIN	5
MONROE	2
MONTGOMERY	9
MONTOUR	0
NORTHAMPTON	4
NORTHUMBERLAND	0
PERRY	1
PHILADELPHIA	8
PIKE	0
POTTER	0
SCHUYLKILL	7
SNYDER	3
SOMERSET	2
SULLIVAN	0
SUSQUEHANNA	1
TIOGA	2
UNION	7
VENANGO	1
WARREN	1
WASHINGTON	3
WAYNE	2
WESTMORELAND	10
WYOMING	0
YORK	23
TOTAL	305

**Commonwealth of Pennsylvania
Bureau of Dog Law Enforcement
Dogs Seized And Impounded And Total Reimbursements***

COUNTY NAME	DOG COUNT	REIMBURSED AMT
ADAMS	195	\$3,900.00
ALLEGHENY	2,414	\$48,280.00
ARMSTRONG	147	\$2,940.00
BEAVER	764	\$15,280.00
BEDFORD	148	\$2,960.00
BERKS	0	\$0.00
BLAIR	252	\$5,040.00
BRADFORD	309	\$6,180.00
BUCKS	185	\$3,700.00
BUTLER	311	\$6,220.00
CAMBRIA	361	\$7,220.00
CAMERON	0	\$0.00
CARBON	230	\$4,600.00
CENTRE	47	\$940.00
CHESTER	0	\$0.00
CLARION	211	\$4,220.00
CLEARFIELD	140	\$2,800.00
CLINTON	105	\$2,100.00
COLUMBIA	0	\$0.00
CRAWFORD	0	\$0.00
CUMBERLAND	181	\$3,620.00
DAUPHIN	616	\$12,320.00
DELAWARE	491	\$9,820.00
ELK	2	\$40.00
ERIE	266	\$5,320.00
FAYETTE	1,399	\$27,980.00
FOREST	0	\$0.00
FRANKLIN	420	\$8,400.00
FULTON	0	\$0.00
GREENE	308	\$6,160.00
HUNTINGDON	66	\$1,320.00
INDIANA	450	\$9,000.00
JEFFERSON	0	\$0.00
JUNIATA	0	\$0.00
LACKAWANNA	293	\$5,860.00
LANCASTER	675	\$13,500.00

COUNTY NAME	DOG COUNT	REIMBURSED AMT
LAWRENCE	462	\$9,240.00
LEBANON	0	\$0.00
LEHIGH	436	\$8,720.00
LUZERNE	659	\$13,180.00
LYCOMING	256	\$5,120.00
MCKEAN	127	\$2,540.00
MERCER	480	\$9,600.00
MIFFLIN	0	\$0.00
MONROE	139	\$2,780.00
MONTGOMERY	663	\$13,260.00
MONTOUR	360	\$7,200.00
NORTHAMPTON	393	\$7,860.00
NORTHUMBERLAND	0	\$0.00
PERRY	0	\$0.00
PHILADELPHIA	0	\$0.00
PIKE	21	\$420.00
POTTER	0	\$0.00
SCHUYLKILL	344	\$6,880.00
SNYDER	0	\$0.00
SOMERSET	133	\$2,660.00
SULLIVAN	0	\$0.00
SUSQUEHANNA	93	\$1,860.00
TIOGA	7	\$140.00
UNION	0	\$0.00
VENANGO	375	\$7,500.00
WARREN	0	\$0.00
WASHINGTON	560	\$11,200.00
WAYNE	160	\$3,200.00
WESTMORELAND	1,137	\$22,740.00
WYOMING	0	\$0.00
YORK	734	\$14,680.00
2007 TOTAL	18,525	\$370,500.00

* This represents stray and abandoned dogs picked up by state dog wardens. Nineteen dogs were formally seized from one Lancaster County kennel under Section 211 of the Dog Law.

DOG LAW ENFORCEMENT RESTRICTED FUND
COMPARATIVE FINANCIAL STATEMENT
Year Ending December 31, 2007 and December 31, 2006

	2007	2006	Inc/(Dec) 2007 vs 2006
Beginning Balance	\$14,431,941	\$13,880,554	\$551,387
<u>Year-to-Date Revenue:</u>			
Dog Licenses	\$ 5,563,449	\$ 5,650,622	\$(87,173)
Kennel Licenses	517,555	473,375	44,180
Interest Earnings	1,022,118	1,034,061	(11,943)
Miscellaneous Revenue ¹	<u>70,549</u>	<u>177,055</u>	<u>(106,506)</u>
Total Revenue	\$ 7,173,671	\$ 7,335,113	\$(161,442)
<u>Expenditures:</u>			
Personnel	\$ 4,443,347	\$4,114,552	\$328,795
Operating	1,667,186	2,029,263	(362,077)
Fixed Assets	280,375	0	280,375
Grants and Contracts	<u>591,699</u>	<u>408,982</u>	<u>182,717</u>
Total Expenditures	\$ 6,982,607	\$6,552,797	\$429,810
 Ending Balance	 <u>\$14,156,278</u>	 <u>\$13,887,910</u>	 <u>\$268,368</u>

¹ Including but not limited to fines and penalties, consent agreement payments, positive adjustments to revenues from prior years, insurance payments, rabies self-certification fees.

**Commonwealth of Pennsylvania
Bureau of Dog Law Enforcement
Kennel License Report**

2007 License Revenue

	B1:	B2:	B3:	K1:	K2:	K3:	K4:	K5:	NP:	NPF	Total
ADAMS	\$200.00	\$1,200.00	\$250.00	\$675.00	\$1,000.00	\$300.00	\$0.00	\$1,000.00	\$125.00	\$0.00	\$4,750.00
ALLEGHENY	\$600.00	\$2,250.00	\$7,250.00	\$1,200.00	\$1,400.00	\$300.00	\$400.00	\$3,500.00	\$325.00	\$0.00	\$17,225.00
ARMSTRONG	\$100.00	\$1,050.00	\$0.00	\$600.00	\$600.00	\$300.00	\$0.00	\$0.00	\$25.00	\$0.00	\$2,675.00
BEAVER	\$300.00	\$1,200.00	\$1,750.00	\$1,350.00	\$1,800.00	\$600.00	\$0.00	\$0.00	\$50.00	\$0.00	\$7,050.00
BEDFORD	\$100.00	\$450.00	\$0.00	\$525.00	\$1,000.00	\$300.00	\$800.00	\$2,500.00	\$25.00	\$0.00	\$5,700.00
BERKS	\$1,000.00	\$1,800.00	\$4,250.00	\$3,300.00	\$2,200.00	\$1,500.00	\$1,600.00	\$3,500.00	\$225.00	\$0.00	\$19,375.00
BLAIR	\$600.00	\$900.00	\$1,500.00	\$300.00	\$1,000.00	\$300.00	\$1,600.00	\$5,200.00	\$50.00	\$0.00	\$11,450.00
BRADFORD	\$275.00	\$300.00	\$500.00	\$1,350.00	\$1,200.00	\$300.00	\$1,200.00	\$500.00	\$25.00	\$0.00	\$5,650.00
BUCKS	\$700.00	\$300.00	\$5,825.00	\$5,925.00	\$1,400.00	\$300.00	\$0.00	\$4,000.00	\$400.00	\$0.00	\$18,850.00
BUTLER	\$500.00	\$1,200.00	\$1,750.00	\$1,050.00	\$1,400.00	\$0.00	\$400.00	\$0.00	\$25.00	\$0.00	\$6,325.00
CAMBRIA	\$100.00	\$450.00	\$750.00	\$75.00	\$400.00	\$300.00	\$0.00	\$500.00	\$50.00	\$0.00	\$2,625.00
CAMERON	\$100.00	\$0.00	\$0.00	\$0.00	\$0.00	\$0.00	\$0.00	\$0.00	\$25.00	\$0.00	\$125.00
CARBON	\$100.00	\$450.00	\$0.00	\$375.00	\$0.00	\$600.00	\$0.00	\$1,000.00	\$25.00	\$0.00	\$2,550.00
CENTRE	\$700.00	\$750.00	\$500.00	\$525.00	\$1,000.00	\$900.00	\$800.00	\$500.00	\$75.00	\$0.00	\$5,750.00
CHESTER	\$1,100.00	\$1,650.00	\$6,500.00	\$3,450.00	\$5,800.00	\$2,700.00	\$3,200.00	\$4,500.00	\$300.00	\$0.00	\$29,200.00
CLARION	\$300.00	\$450.00	\$250.00	\$450.00	\$400.00	\$0.00	\$430.00	\$0.00	\$25.00	\$0.00	\$2,305.00
CLEARFIELD	\$500.00	\$600.00	\$500.00	\$825.00	\$400.00	\$600.00	\$400.00	\$1,500.00	\$150.00	\$0.00	\$5,475.00
CLINTON	\$100.00	\$150.00	\$500.00	\$0.00	\$1,200.00	\$300.00	\$400.00	\$500.00	\$25.00	\$0.00	\$3,175.00
COLUMBIA	\$0.00	\$750.00	\$500.00	\$375.00	\$200.00	\$0.00	\$0.00	\$500.00	\$50.00	\$0.00	\$2,375.00
CRAWFORD	\$100.00	\$600.00	\$250.00	\$1,200.00	\$1,400.00	\$300.00	\$0.00	\$0.00	\$50.00	\$0.00	\$3,900.00
CUMBERLAND	\$200.00	\$900.00	\$1,750.00	\$850.00	\$1,800.00	\$2,100.00	\$1,200.00	\$5,000.00	\$100.00	\$0.00	\$13,900.00
DAUPHIN	\$200.00	\$900.00	\$1,750.00	\$600.00	\$1,400.00	\$300.00	\$400.00	\$0.00	\$200.00	\$0.00	\$5,750.00
DELAWARE	\$400.00	\$150.00	\$1,500.00	\$525.00	\$400.00	\$600.00	\$400.00	\$2,000.00	\$75.00	\$0.00	\$6,050.00
ELK	\$0.00	\$750.00	\$0.00	\$75.00	\$0.00	\$0.00	\$0.00	\$0.00	\$100.00	\$0.00	\$925.00
ERIE	\$800.00	\$600.00	\$1,525.00	\$1,875.00	\$600.00	\$900.00	\$0.00	\$500.00	\$250.00	\$0.00	\$7,050.00
FAYETTE	\$200.00	\$600.00	\$500.00	\$1,050.00	\$600.00	\$0.00	\$800.00	\$500.00	\$150.00	\$0.00	\$4,400.00
FOREST	\$100.00	\$150.00	\$250.00	\$75.00	\$0.00	\$0.00	\$0.00	\$0.00	\$0.00	\$0.00	\$575.00
FRANKLIN	\$100.00	\$300.00	\$1,500.00	\$1,050.00	\$1,200.00	\$1,500.00	\$2,400.00	\$4,000.00	\$100.00	\$0.00	\$12,150.00
FULTON	\$200.00	\$0.00	\$0.00	\$150.00	\$200.00	\$0.00	\$0.00	\$0.00	\$0.00	\$0.00	\$550.00
GREENE	\$100.00	\$300.00	\$250.00	\$300.00	\$400.00	\$300.00	\$400.00	\$0.00	\$25.00	\$0.00	\$2,075.00
HUNTINGDON	\$200.00	\$300.00	\$250.00	\$525.00	\$200.00	\$300.00	\$800.00	\$500.00	\$25.00	\$0.00	\$3,100.00
INDIANA	\$600.00	\$900.00	\$500.00	\$825.00	\$1,000.00	\$1,200.00	\$2,000.00	\$1,000.00	\$50.00	\$0.00	\$8,075.00
JEFFERSON	\$200.00	\$300.00	\$250.00	\$225.00	\$200.00	\$300.00	\$400.00	\$1,500.00	\$100.00	\$0.00	\$3,475.00
JUNIATA	\$0.00	\$300.00	\$0.00	\$75.00	\$600.00	\$300.00	\$1,600.00	\$1,000.00	\$0.00	\$0.00	\$3,875.00
LACKAWANNA	\$100.00	\$150.00	\$750.00	\$375.00	\$600.00	\$0.00	\$400.00	\$1,000.00	\$50.00	\$0.00	\$3,425.00
LANCASTER	\$200.00	\$1,200.00	\$3,750.00	\$3,900.00	\$10,200.00	\$13,800.00	\$14,100.00	\$40,000.00	\$300.00	\$0.00	\$87,450.00
LAWRENCE	\$100.00	\$450.00	\$250.00	\$450.00	\$400.00	\$600.00	\$400.00	\$500.00	\$100.00	\$0.00	\$3,250.00
LEBANON	\$600.00	\$750.00	\$1,000.00	\$750.00	\$1,200.00	\$300.00	\$1,600.00	\$500.00	\$50.00	\$0.00	\$6,750.00
LEHIGH	\$300.00	\$900.00	\$3,500.00	\$1,800.00	\$600.00	\$600.00	\$0.00	\$1,500.00	\$200.00	\$0.00	\$9,400.00

**Commonwealth of Pennsylvania
Bureau of Dog Law Enforcement
Kennel License Report**

2007 License Revenue

	B1:	B2:	B3:	K1:	K2:	K3:	K4:	K5:	NP:	NPF	Total
LUZERNE	\$600.00	\$1,350.00	\$1,250.00	\$1,275.00	\$600.00	\$300.00	\$0.00	\$3,000.00	\$50.00	\$0.00	\$8,425.00
LYCOMING	\$200.00	\$0.00	\$1,000.00	\$150.00	\$400.00	\$0.00	\$400.00	\$1,000.00	\$25.00	\$0.00	\$3,175.00
MCKEAN	\$100.00	\$150.00	\$250.00	\$375.00	\$200.00	\$0.00	\$0.00	\$0.00	\$50.00	\$0.00	\$1,125.00
MERCER	\$200.00	\$1,200.00	\$1,000.00	\$525.00	\$400.00	\$600.00	\$0.00	\$0.00	\$150.00	\$0.00	\$4,075.00
MIFFLIN	\$0.00	\$450.00	\$250.00	\$675.00	\$1,400.00	\$2,400.00	\$4,000.00	\$500.00	\$25.00	\$0.00	\$9,700.00
MONROE	\$0.00	\$450.00	\$1,750.00	\$450.00	\$1,000.00	\$600.00	\$0.00	\$500.00	\$25.00	\$0.00	\$4,775.00
MONTGOMERY	\$600.00	\$900.00	\$5,750.00	\$1,950.00	\$1,400.00	\$600.00	\$400.00	\$5,000.00	\$600.00	\$0.00	\$17,200.00
MONTOUR	\$0.00	\$0.00	\$250.00	\$0.00	\$800.00	\$200.00	\$0.00	\$0.00	\$25.00	\$0.00	\$1,275.00
NORTHAMPTON	\$100.00	\$900.00	\$1,500.00	\$1,425.00	\$400.00	\$300.00	\$0.00	\$2,000.00	\$275.00	\$0.00	\$6,900.00
NORTHUMBERLAN	\$200.00	\$450.00	\$500.00	\$675.00	\$200.00	\$600.00	\$400.00	\$500.00	\$525.00	\$0.00	\$4,050.00
PERRY	\$200.00	\$300.00	\$1,000.00	\$375.00	\$600.00	\$300.00	\$400.00	\$500.00	\$0.00	\$0.00	\$3,675.00
PHILADELPHIA	\$200.00	\$300.00	\$1,250.00	\$0.00	\$1,000.00	\$0.00	\$800.00	\$2,500.00	\$250.00	\$0.00	\$6,300.00
PIKE	\$0.00	\$450.00	\$500.00	\$75.00	\$200.00	\$0.00	\$0.00	\$0.00	\$25.00	\$0.00	\$1,250.00
POTTER	\$100.00	\$150.00	\$0.00	\$150.00	\$400.00	\$0.00	\$0.00	\$0.00	\$25.00	\$0.00	\$825.00
SCHUYLKILL	\$400.00	\$600.00	\$1,500.00	\$1,425.00	\$200.00	\$600.00	\$400.00	\$1,000.00	\$125.00	\$0.00	\$6,250.00
SNYDER	\$100.00	\$300.00	\$250.00	\$375.00	\$1,600.00	\$1,200.00	\$1,600.00	\$1,000.00	\$0.00	\$0.00	\$6,425.00
SOMERSET	\$800.00	\$150.00	\$500.00	\$600.00	\$1,200.00	\$300.00	\$400.00	\$0.00	\$25.00	\$0.00	\$3,975.00
SULLIVAN	\$0.00	\$0.00	\$0.00	\$0.00	\$200.00	\$0.00	\$0.00	\$0.00	\$0.00	\$0.00	\$200.00
SUSQUEHANNA	\$100.00	\$300.00	\$0.00	\$300.00	\$200.00	\$0.00	\$0.00	\$500.00	\$25.00	\$0.00	\$1,425.00
TIOGA	\$100.00	\$300.00	\$250.00	\$150.00	\$800.00	\$900.00	\$0.00	\$0.00	\$50.00	\$0.00	\$2,550.00
UNION	\$200.00	\$450.00	\$0.00	\$300.00	\$1,900.00	\$1,500.00	\$1,200.00	\$4,000.00	\$25.00	\$0.00	\$9,575.00
VENANGO	\$300.00	\$600.00	\$250.00	\$300.00	\$600.00	\$0.00	\$0.00	\$0.00	\$25.00	\$0.00	\$2,075.00
WARREN	\$200.00	\$300.00	\$500.00	\$300.00	\$0.00	\$0.00	\$0.00	\$0.00	\$75.00	\$0.00	\$1,375.00
WASHINGTON	\$400.00	\$750.00	\$3,000.00	\$1,725.00	\$1,000.00	\$900.00	\$400.00	\$500.00	\$175.00	\$0.00	\$8,850.00
WAYNE	\$300.00	\$450.00	\$250.00	\$600.00	\$400.00	\$300.00	\$0.00	\$500.00	\$50.00	\$0.00	\$2,850.00
WESTMORELAND	\$900.00	\$1,650.00	\$5,000.00	\$1,800.00	\$2,400.00	\$600.00	\$1,600.00	\$2,000.00	\$150.00	\$0.00	\$16,100.00
WYOMING	\$300.00	\$150.00	\$500.00	\$525.00	\$200.00	\$0.00	\$0.00	\$500.00	\$0.00	\$0.00	\$2,175.00
YORK	\$1,100.00	\$1,350.00	\$6,250.00	\$2,850.00	\$2,000.00	\$600.00	\$800.00	\$2,800.00	\$400.00	\$0.00	\$18,150.00
OUT-OF-STATE	\$0.00	\$0.00	\$0.00	\$4,875.00	\$1,500.00	\$1,800.00	\$1,500.00	\$14,400.00	\$0.00	\$0.00	\$24,075.00
UNKNOWN	\$0.00	\$0.00	\$0.00	\$0.00	\$0.00	\$0.00	\$0.00	\$0.00	\$0.00	\$0.00	\$0.00
Total	\$19,775.00	\$40,800.00	\$86,600.00	\$63,250.00	\$68,600.00	\$47,600.00	\$52,430.00	\$131,400.00	\$7,100.00	\$0.00	\$517,555.00

B1: 1-10 dogs at any time	K1: 50 dogs or less per year	NP: Non-Profit
B2: 11-25 dogs at any time	K2: 51-100 dogs per year	NPF: Non Profit Free
B3: 26 or more dogs at any time	K3: 101-150 dogs per year	
	K4: 151-250 dogs per year	
	K5: 251 or more dogs per year	

**Commonwealth of Pennsylvania
Bureau of Dog Law Enforcement
Damage Claims**

From Date: 01/01/2007 To Date: 12/31/2007

Dog	Domestic Game						Other					
	Killed		Injured		Other		Killed		Injured		Other	
	Count	Paid	Count	Paid	Count	Paid	Count	Paid	Count	Paid	Count	Paid
ADAMS	0	\$0.00	0	\$0.00	0	\$0.00	0	\$0.00	0	\$0.00	0	\$0.00
ALLEGHENY	0	\$0.00	0	\$0.00	0	\$0.00	0	\$0.00	0	\$0.00	0	\$0.00
ARMSTRONG	1	\$5,000.00	1	\$497.30	0	\$0.00	0	\$0.00	0	\$0.00	0	\$0.00
BEAVER	0	\$0.00	0	\$0.00	0	\$0.00	0	\$0.00	0	\$0.00	0	\$0.00
BEDFORD	0	\$0.00	0	\$0.00	0	\$0.00	0	\$0.00	0	\$0.00	0	\$0.00
BERKS	0	\$0.00	0	\$0.00	0	\$0.00	0	\$0.00	0	\$0.00	0	\$0.00
BLAIR	0	\$0.00	0	\$0.00	0	\$0.00	0	\$0.00	0	\$0.00	0	\$0.00
BRADFORD	0	\$0.00	0	\$0.00	0	\$0.00	0	\$0.00	0	\$0.00	0	\$0.00
BUCKS	0	\$0.00	0	\$0.00	0	\$0.00	0	\$0.00	0	\$0.00	0	\$0.00
BUTLER	0	\$0.00	0	\$0.00	0	\$0.00	0	\$0.00	0	\$0.00	0	\$0.00
CAMBRIA	0	\$0.00	0	\$0.00	0	\$0.00	0	\$0.00	0	\$0.00	0	\$0.00
CAMERON	0	\$0.00	0	\$0.00	0	\$0.00	0	\$0.00	0	\$0.00	0	\$0.00
CARBON	0	\$0.00	0	\$0.00	0	\$0.00	0	\$0.00	0	\$0.00	0	\$0.00
CENTRE	0	\$0.00	0	\$0.00	0	\$0.00	0	\$0.00	0	\$0.00	0	\$0.00
CHESTER	4	\$46.00	0	\$0.00	0	\$0.00	0	\$0.00	0	\$0.00	0	\$0.00
CLARION	3	\$250.00	0	\$0.00	0	\$0.00	0	\$0.00	0	\$0.00	0	\$0.00
CLEARFIELD	0	\$0.00	0	\$0.00	0	\$0.00	1	\$400.00	0	\$0.00	0	\$0.00
CLINTON	0	\$0.00	0	\$0.00	0	\$0.00	0	\$0.00	0	\$0.00	0	\$0.00
COLUMBIA	0	\$0.00	0	\$0.00	0	\$0.00	0	\$0.00	0	\$0.00	0	\$0.00
CRAWFORD	2	\$350.00	0	\$0.00	0	\$0.00	0	\$0.00	0	\$0.00	0	\$0.00
CUMBERLAND	0	\$0.00	0	\$0.00	0	\$0.00	0	\$0.00	0	\$0.00	0	\$0.00
DAUPHIN	0	\$0.00	0	\$0.00	0	\$0.00	0	\$0.00	0	\$0.00	0	\$0.00
DELAWARE	0	\$0.00	0	\$0.00	0	\$0.00	0	\$0.00	0	\$0.00	0	\$0.00
ELK	0	\$0.00	0	\$0.00	0	\$0.00	0	\$0.00	0	\$0.00	0	\$0.00
ERIE	0	\$0.00	0	\$0.00	0	\$0.00	1	\$1,200.00	0	\$0.00	0	\$0.00
FAYETTE	0	\$0.00	0	\$0.00	0	\$0.00	0	\$0.00	0	\$0.00	0	\$0.00
FOREST	0	\$0.00	0	\$0.00	0	\$0.00	0	\$0.00	0	\$0.00	0	\$0.00
FRANKLIN	0	\$0.00	0	\$0.00	0	\$0.00	0	\$0.00	0	\$0.00	0	\$0.00
FULTON	0	\$0.00	0	\$0.00	0	\$0.00	0	\$0.00	0	\$0.00	0	\$0.00
GREENE	0	\$0.00	0	\$0.00	0	\$0.00	10	\$1,057.00	0	\$0.00	0	\$0.00
HUNTINGDON	0	\$0.00	0	\$0.00	0	\$0.00	0	\$0.00	1	\$88.00	0	\$0.00
INDIANA	0	\$0.00	0	\$0.00	0	\$0.00	0	\$0.00	0	\$0.00	0	\$0.00
JEFFERSON	0	\$0.00	0	\$0.00	0	\$0.00	0	\$0.00	0	\$0.00	0	\$0.00
JUNIATA	0	\$0.00	0	\$0.00	0	\$0.00	0	\$0.00	0	\$0.00	0	\$0.00
LACKAWANNA	0	\$0.00	0	\$0.00	0	\$0.00	0	\$0.00	0	\$0.00	0	\$0.00

**Commonwealth of Pennsylvania
Bureau of Dog Law Enforcement
Damage Claims**

From Date: 01/01/2007 To Date: 12/31/2007

Dog	Domestic Game						Other					
	Killed		Injured		Other		Killed		Injured		Other	
	Count	Paid	Count	Paid	Count	Paid	Count	Paid	Count	Paid	Count	Paid
LANCASTER	1	\$825.00	4	\$420.00	0	\$0.00	0	\$0.00	0	\$0.00	0	\$0.00
LAWRENCE	0	\$0.00	0	\$0.00	0	\$0.00	0	\$0.00	0	\$0.00	0	\$0.00
LEBANON	0	\$0.00	0	\$0.00	0	\$0.00	0	\$0.00	0	\$0.00	0	\$0.00
LEHIGH	0	\$0.00	0	\$0.00	0	\$0.00	0	\$0.00	0	\$0.00	0	\$0.00
LUZERNE	0	\$0.00	0	\$0.00	0	\$0.00	0	\$0.00	0	\$0.00	0	\$0.00
LYCOMING	0	\$0.00	0	\$0.00	0	\$0.00	0	\$0.00	0	\$0.00	0	\$0.00
MCKEAN	0	\$0.00	0	\$0.00	0	\$0.00	0	\$0.00	0	\$0.00	0	\$0.00
MERCER	0	\$0.00	0	\$0.00	0	\$0.00	0	\$0.00	0	\$0.00	0	\$0.00
MIFFLIN	0	\$0.00	0	\$0.00	0	\$0.00	0	\$0.00	0	\$0.00	0	\$0.00
MONROE	0	\$0.00	0	\$0.00	0	\$0.00	0	\$0.00	0	\$0.00	0	\$0.00
MONTGOMERY	0	\$0.00	0	\$0.00	0	\$0.00	0	\$0.00	0	\$0.00	0	\$0.00
MONTOUR	0	\$0.00	0	\$0.00	0	\$0.00	0	\$0.00	0	\$0.00	0	\$0.00
NORTHAMPTON	0	\$0.00	0	\$0.00	0	\$0.00	0	\$0.00	0	\$0.00	0	\$0.00
NORTHUMBERLAND	0	\$0.00	0	\$0.00	0	\$0.00	0	\$0.00	0	\$0.00	0	\$0.00
PERRY	0	\$0.00	0	\$0.00	0	\$0.00	0	\$0.00	0	\$0.00	0	\$0.00
PHILADELPHIA	0	\$0.00	0	\$0.00	0	\$0.00	0	\$0.00	0	\$0.00	0	\$0.00
PIKE	0	\$0.00	0	\$0.00	0	\$0.00	0	\$0.00	0	\$0.00	0	\$0.00
POTTER	0	\$0.00	0	\$0.00	0	\$0.00	0	\$0.00	0	\$0.00	0	\$0.00
SCHUYLKILL	0	\$0.00	0	\$0.00	0	\$0.00	0	\$0.00	0	\$0.00	0	\$0.00
SNYDER	0	\$0.00	0	\$0.00	0	\$0.00	0	\$0.00	0	\$0.00	0	\$0.00
SOMERSET	0	\$0.00	0	\$0.00	0	\$0.00	0	\$0.00	0	\$0.00	0	\$0.00
SULLIVAN	0	\$0.00	0	\$0.00	0	\$0.00	0	\$0.00	0	\$0.00	0	\$0.00
SUSQUEHANNA	1	\$100.00	0	\$0.00	0	\$0.00	0	\$0.00	0	\$0.00	0	\$0.00
TIOGA	0	\$0.00	0	\$0.00	0	\$0.00	0	\$0.00	0	\$0.00	0	\$0.00
UNION	0	\$0.00	0	\$0.00	0	\$0.00	0	\$0.00	0	\$0.00	0	\$0.00
VENANGO	2	\$2,530.00	0	\$0.00	0	\$0.00	1	\$4,500.00	0	\$0.00	0	\$0.00
WARREN	1	\$100.00	0	\$0.00	0	\$0.00	0	\$0.00	0	\$0.00	0	\$0.00
WASHINGTON	1	\$75.00	0	\$0.00	0	\$0.00	4	\$1,912.50	2	\$275.00	0	\$0.00
WAYNE	0	\$0.00	0	\$0.00	0	\$0.00	0	\$0.00	0	\$0.00	0	\$0.00
WESTMORELAND	0	\$0.00	0	\$0.00	0	\$0.00	0	\$0.00	0	\$0.00	0	\$0.00
WYOMING	0	\$0.00	0	\$0.00	0	\$0.00	0	\$0.00	0	\$0.00	0	\$0.00
YORK	0	\$0.00	0	\$0.00	0	\$0.00	0	\$0.00	0	\$0.00	0	\$0.00
Total	16	\$9,276.00	5	\$917.30	0	\$0.00	17	\$9,069.50	3	\$363.00	0	\$0.00

Grand Total Count: 130 Grand Total Amount: \$30,857.30

**Commonwealth of Pennsylvania
Bureau of Dog Law Enforcement
Damage Claims**

From Date: 01/01/2007 To Date: 12/31/2007

Coyote	Domestic Game						Other					
	Killed		Injured		Other		Killed		Injured		Other	
	Count	Paid	Count	Paid	Count	Paid	Count	Paid	Count	Paid	Count	Paid
ADAMS	0	\$0.00	0	\$0.00	0	\$0.00	0	\$0.00	0	\$0.00	0	\$0.00
ALLEGHENY	2	\$375.00	0	\$0.00	0	\$0.00	0	\$0.00	0	\$0.00	0	\$0.00
ARMSTRONG	0	\$0.00	0	\$0.00	0	\$0.00	0	\$0.00	0	\$0.00	0	\$0.00
BEAVER	0	\$0.00	0	\$0.00	0	\$0.00	1	\$100.00	0	\$0.00	0	\$0.00
BEDFORD	12	\$1,235.00	0	\$0.00	0	\$0.00	1	\$100.00	0	\$0.00	0	\$0.00
BERKS	5	\$470.00	0	\$0.00	0	\$0.00	0	\$0.00	0	\$0.00	0	\$0.00
BLAIR	0	\$0.00	0	\$0.00	0	\$0.00	0	\$0.00	0	\$0.00	0	\$0.00
BRADFORD	0	\$0.00	0	\$0.00	0	\$0.00	7	\$540.00	0	\$0.00	0	\$0.00
BUCKS	0	\$0.00	0	\$0.00	0	\$0.00	0	\$0.00	0	\$0.00	0	\$0.00
BUTLER	0	\$0.00	0	\$0.00	0	\$0.00	0	\$0.00	0	\$0.00	0	\$0.00
CAMBRIA	0	\$0.00	0	\$0.00	0	\$0.00	0	\$0.00	0	\$0.00	0	\$0.00
CAMERON	0	\$0.00	0	\$0.00	0	\$0.00	0	\$0.00	0	\$0.00	0	\$0.00
CARBON	0	\$0.00	0	\$0.00	0	\$0.00	0	\$0.00	0	\$0.00	0	\$0.00
CENTRE	0	\$0.00	0	\$0.00	0	\$0.00	0	\$0.00	0	\$0.00	0	\$0.00
CHESTER	0	\$0.00	0	\$0.00	0	\$0.00	0	\$0.00	0	\$0.00	0	\$0.00
CLARION	0	\$0.00	0	\$0.00	0	\$0.00	0	\$0.00	0	\$0.00	0	\$0.00
CLEARFIELD	0	\$0.00	0	\$0.00	0	\$0.00	0	\$0.00	0	\$0.00	0	\$0.00
CLINTON	0	\$0.00	0	\$0.00	0	\$0.00	0	\$0.00	0	\$0.00	0	\$0.00
COLUMBIA	1	\$100.00	0	\$0.00	0	\$0.00	0	\$0.00	0	\$0.00	0	\$0.00
CRAWFORD	0	\$0.00	0	\$0.00	0	\$0.00	1	\$750.00	0	\$0.00	0	\$0.00
CUMBERLAND	0	\$0.00	0	\$0.00	0	\$0.00	0	\$0.00	0	\$0.00	0	\$0.00
DAUPHIN	0	\$0.00	0	\$0.00	0	\$0.00	0	\$0.00	0	\$0.00	0	\$0.00
DELAWARE	0	\$0.00	0	\$0.00	0	\$0.00	0	\$0.00	0	\$0.00	0	\$0.00
ELK	0	\$0.00	0	\$0.00	0	\$0.00	0	\$0.00	0	\$0.00	0	\$0.00
ERIE	0	\$0.00	0	\$0.00	0	\$0.00	1	\$700.00	0	\$0.00	0	\$0.00
FAYETTE	0	\$0.00	0	\$0.00	0	\$0.00	2	\$260.00	0	\$0.00	0	\$0.00
FOREST	0	\$0.00	0	\$0.00	0	\$0.00	0	\$0.00	0	\$0.00	0	\$0.00
FRANKLIN	0	\$0.00	0	\$0.00	0	\$0.00	0	\$0.00	0	\$0.00	0	\$0.00
FULTON	1	\$120.00	0	\$0.00	0	\$0.00	2	\$1,040.00	0	\$0.00	0	\$0.00
GREENE	0	\$0.00	0	\$0.00	0	\$0.00	12	\$1,206.00	0	\$0.00	0	\$0.00
HUNTINGDON	0	\$0.00	0	\$0.00	0	\$0.00	0	\$0.00	0	\$0.00	0	\$0.00
INDIANA	0	\$0.00	0	\$0.00	0	\$0.00	6	\$810.00	0	\$0.00	0	\$0.00
JEFFERSON	0	\$0.00	0	\$0.00	0	\$0.00	0	\$0.00	0	\$0.00	0	\$0.00
JUNIATA	0	\$0.00	0	\$0.00	0	\$0.00	0	\$0.00	0	\$0.00	0	\$0.00
LACKAWANNA	0	\$0.00	0	\$0.00	0	\$0.00	0	\$0.00	0	\$0.00	0	\$0.00
LANCASTER	0	\$0.00	0	\$0.00	0	\$0.00	0	\$0.00	0	\$0.00	0	\$0.00

**Commonwealth of Pennsylvania
Bureau of Dog Law Enforcement
Damage Claims**

From Date: 01/01/2007 To Date: 12/31/2007

Coyote	Domestic Game						Other					
	Killed		Injured		Other		Killed		Injured		Other	
	Count	Paid	Count	Paid	Count	Paid	Count	Paid	Count	Paid	Count	Paid
LAWRENCE	0	\$0.00	0	\$0.00	0	\$0.00	0	\$0.00	0	\$0.00	0	\$0.00
LEBANON	0	\$0.00	0	\$0.00	0	\$0.00	0	\$0.00	0	\$0.00	0	\$0.00
LEHIGH	8	\$180.00	0	\$0.00	0	\$0.00	0	\$0.00	0	\$0.00	0	\$0.00
LUZERNE	0	\$0.00	0	\$0.00	0	\$0.00	0	\$0.00	0	\$0.00	0	\$0.00
LYCOMING	1	\$700.00	0	\$0.00	0	\$0.00	0	\$0.00	0	\$0.00	0	\$0.00
MCKEAN	0	\$0.00	0	\$0.00	0	\$0.00	0	\$0.00	0	\$0.00	0	\$0.00
MERCER	0	\$0.00	0	\$0.00	0	\$0.00	0	\$0.00	0	\$0.00	0	\$0.00
MIFFLIN	0	\$0.00	0	\$0.00	0	\$0.00	0	\$0.00	0	\$0.00	0	\$0.00
MONROE	0	\$0.00	0	\$0.00	0	\$0.00	0	\$0.00	0	\$0.00	0	\$0.00
MONTGOMERY	0	\$0.00	0	\$0.00	0	\$0.00	0	\$0.00	0	\$0.00	0	\$0.00
MONTOUR	0	\$0.00	0	\$0.00	0	\$0.00	0	\$0.00	0	\$0.00	0	\$0.00
NORTHAMPTON	0	\$0.00	0	\$0.00	0	\$0.00	0	\$0.00	0	\$0.00	0	\$0.00
NORTHUMBERLAND	0	\$0.00	0	\$0.00	0	\$0.00	0	\$0.00	0	\$0.00	0	\$0.00
PERRY	0	\$0.00	0	\$0.00	0	\$0.00	0	\$0.00	0	\$0.00	0	\$0.00
PHILADELPHIA	0	\$0.00	0	\$0.00	0	\$0.00	0	\$0.00	0	\$0.00	0	\$0.00
PIKE	0	\$0.00	0	\$0.00	0	\$0.00	0	\$0.00	0	\$0.00	0	\$0.00
POTTER	4	\$480.00	0	\$0.00	0	\$0.00	1	\$150.00	0	\$0.00	0	\$0.00
SCHUYLKILL	0	\$0.00	0	\$0.00	0	\$0.00	0	\$0.00	0	\$0.00	0	\$0.00
SNYDER	0	\$0.00	0	\$0.00	0	\$0.00	0	\$0.00	0	\$0.00	0	\$0.00
SOMERSET	0	\$0.00	0	\$0.00	0	\$0.00	0	\$0.00	0	\$0.00	0	\$0.00
SULLIVAN	0	\$0.00	0	\$0.00	0	\$0.00	0	\$0.00	0	\$0.00	0	\$0.00
SUSQUEHANNA	0	\$0.00	0	\$0.00	0	\$0.00	0	\$0.00	0	\$0.00	0	\$0.00
TIOGA	2	\$250.00	0	\$0.00	0	\$0.00	0	\$0.00	0	\$0.00	0	\$0.00
UNION	0	\$0.00	0	\$0.00	0	\$0.00	0	\$0.00	0	\$0.00	0	\$0.00
VENANGO	0	\$0.00	0	\$0.00	0	\$0.00	0	\$0.00	0	\$0.00	0	\$0.00
WARREN	0	\$0.00	0	\$0.00	0	\$0.00	0	\$0.00	0	\$0.00	0	\$0.00
WASHINGTON	2	\$127.50	0	\$0.00	0	\$0.00	6	\$480.00	0	\$0.00	0	\$0.00
WAYNE	1	\$98.00	0	\$0.00	0	\$0.00	8	\$790.00	0	\$0.00	0	\$0.00
WESTMORELAND	0	\$0.00	0	\$0.00	0	\$0.00	2	\$170.00	0	\$0.00	0	\$0.00
WYOMING	0	\$0.00	0	\$0.00	0	\$0.00	0	\$0.00	0	\$0.00	0	\$0.00
YORK	0	\$0.00	0	\$0.00	0	\$0.00	0	\$0.00	0	\$0.00	0	\$0.00
Total	39	\$4,135.50	0	\$0.00	0	\$0.00	50	\$7,096.00	0	\$0.00	0	\$0.00